

CGA LICENCED PREMISES

© 2024 CACI Limited and all other applicable third party notices (CGA) can be found at www.caci.co.uk/copyrightnotices.pdf

Area: P00129_Black Horse, Princes Risborough, HF
Base: Great Britain
Year: 2023

Licence Type	Profile	Per 1000 Pop (Area)	Per 1000 Pop (Base)	Index	0	100	200
Pubs & Full On	56	62.1	81.7	76			
Proprietary Club	1	1.1	7.3	15			
Registered Club	18	20.0	28.2	71			
Restaurant	13	14.4	32.1	45			
Residential	1	1.1	2.7	41			

Name	Description	License Type	Owner Name	Postcode
White Horse	Independent Free	Pubs & Full On	Independent Free	HP11 2LR
Bird In Hand	Stonegate Pub Company	Pubs & Full On	Stonegate Pub Company	HP11 2LR
Rose & Crown	Stonegate Pub Company	Pubs & Full On	Stonegate Pub Company	HP11 2PR
Clifton Lodge Hotel	Independent Free	Residential	Independent Free	HP12 3AR
Hour Glass	Star Pubs & Bars	Pubs & Full On	Star Pubs & Bars	HP14 4BY
Beech Tree	Star Pubs & Bars	Pubs & Full On	Star Pubs & Bars	HP13 5AJ
Le De Spencers Arms	Fuller Smith & Turner	Pubs & Full On	Fuller Smith & Turner	HP13 5YQ
Wheel	Greene King	Pubs & Full On	Greene King	HP14 4QA
Stokenchurch Memorial Hall Social Club	Independent Free	Registered Club	Independent Free	HP14 3RQ
George & Dragon	Stonegate Pub Company	Pubs & Full On	Stonegate Pub Company	HP14 3AB
Plough	Independent Free	Pubs & Full On	Independent Free	HP14 3AG
Dashwood Arms	*Other Small Retail Groups	Pubs & Full On	*Other Small Retail Groups	HP14 3BH
Royal Oak	Independent Free	Pubs & Full On	Independent Free	HP14 3TH
Stokenchurch Cricket Club	Independent Free	Registered Club	Independent Free	HP14 3TY
Fleur De Lys	Stonegate Pub Company	Pubs & Full On	Stonegate Pub Company	HP14 3SX
Boot	Independent Free	Pubs & Full On	Independent Free	HP14 4AL
Bradenham Cricket Club	Independent Free	Registered Club	Independent Free	HP14 4HD
Golden Cross	Stonegate Pub Company	Pubs & Full On	Stonegate Pub Company	HP14 4HU
Magnolia Sports Club	Independent Free	Registered Club	Independent Free	HP14 4LA
Harrow	Star Pubs & Bars	Pubs & Full On	Star Pubs & Bars	HP14 4LW
Black Lion	Trust Inns Limited	Pubs & Full On	Trust Inns Limited	HP14 4SH
White Lion	Stonegate Pub Company	Pubs & Full On	Stonegate Pub Company	HP15 6JP
Cross Keys	Fuller Smith & Turner	Pubs & Full On	Fuller Smith & Turner	HP16 0AU
New Akash	Independent Free	Restaurant	Independent Free	HP16 0AU
Great Missenden Abbey Management C	Independent Free	Registered Club	Independent Free	HP16 0BD
George	*Other Small Retail Groups	Pubs & Full On	*Other Small Retail Groups	HP16 0BG
Great Missenden Lawn Tennis Club	Independent Free	Registered Club	Independent Free	HP16 0DE
Nags Head	RedCat Pub Company	Pubs & Full On	RedCat Pub Company	HP16 0DG
Full Moon	Punch Pub Company	Pubs & Full On	Punch Pub Company	HP16 0EE
Polecat	Oakman Inns & Restaurants	Pubs & Full On	Oakman Inns & Restaurants	HP16 0HJ
Gate	Independent Free	Pubs & Full On	Independent Free	HP16 0JS
Black Horse	Star Pubs & Bars	Pubs & Full On	Star Pubs & Bars	HP16 9AY
Hampden Arms	Independent Free	Pubs & Full On	Independent Free	HP16 9RQ
Bell Inn	Admiral Taverns Ltd	Pubs & Full On	Admiral Taverns Ltd	HP27 0AA
Lacey Green Cricket Club	Independent Free	Registered Club	Independent Free	HP27 0PL
Whiteleaf Cross	Greene King	Pubs & Full On	Greene King	HP27 0AN
George & Dragon	Star Pubs & Bars	Pubs & Full On	Star Pubs & Bars	HP27 0AX
Cinnamon Lounge	Independent Free	Restaurant	Independent Free	HP27 0AX
Princes Risborough Bowls Club	Independent Free	Registered Club	Independent Free	HP27 0JE
Red Lion	Independent Free	Pubs & Full On	Independent Free	HP27 0LL
White Leaf Golf Club	Independent Free	Registered Club	Independent Free	HP27 0LY
Plough	Independent Free	Pubs & Full On	Independent Free	HP27 0NB
Whip Inn	Ei Group	Pubs & Full On	Ei Group	HP27 0PG
Pink & Lily	Oak Taverns	Pubs & Full On	Oak Taverns	HP27 0RJ
Russell Arms	Unknown	Pubs & Full On	Unknown	HP17 0TS
Ellesborough Golf Club	Independent Free	Registered Club	Independent Free	HP17 0TZ
Radhuni	Independent Free	Restaurant	Independent Free	HP27 9AA
Bird In Hand	Greene King	Pubs & Full On	Greene King	HP27 9DE
Three Crowns	Unknown	Pubs & Full On	Unknown	HP27 9LT
Princes Risborough Cricket Club	Independent Free	Registered Club	Independent Free	HP27 9NE
Lions Of Bledlow	Independent Free	Pubs & Full On	Independent Free	HP27 9NG
Bledlow Ridge Cricket Club	Independent Free	Registered Club	Independent Free	HP14 4AE
Red Lion	Independent Free	Pubs & Full On	Independent Free	HP27 9SG

CGA LICENCED PREMISES

© 2024 CACI Limited and all other applicable third party notices (CGA) can be found at www.caci.co.uk/copyrightnotices.pdf

Area: P00129_Black Horse, Princes Risborough, HF
 Base: Great Britain
 Year: 2023

Licence Type	Profile	Per 1000 Pop (Area)	Per 1000 Pop (Base)	Index	0	100	200
Pubs & Full On	56	62.1	81.7	76			
Proprietary Club	1	1.1	7.3	15			
Registered Club	18	20.0	28.2	71			
Restaurant	13	14.4	32.1	45			
Residential	1	1.1	2.7	41			

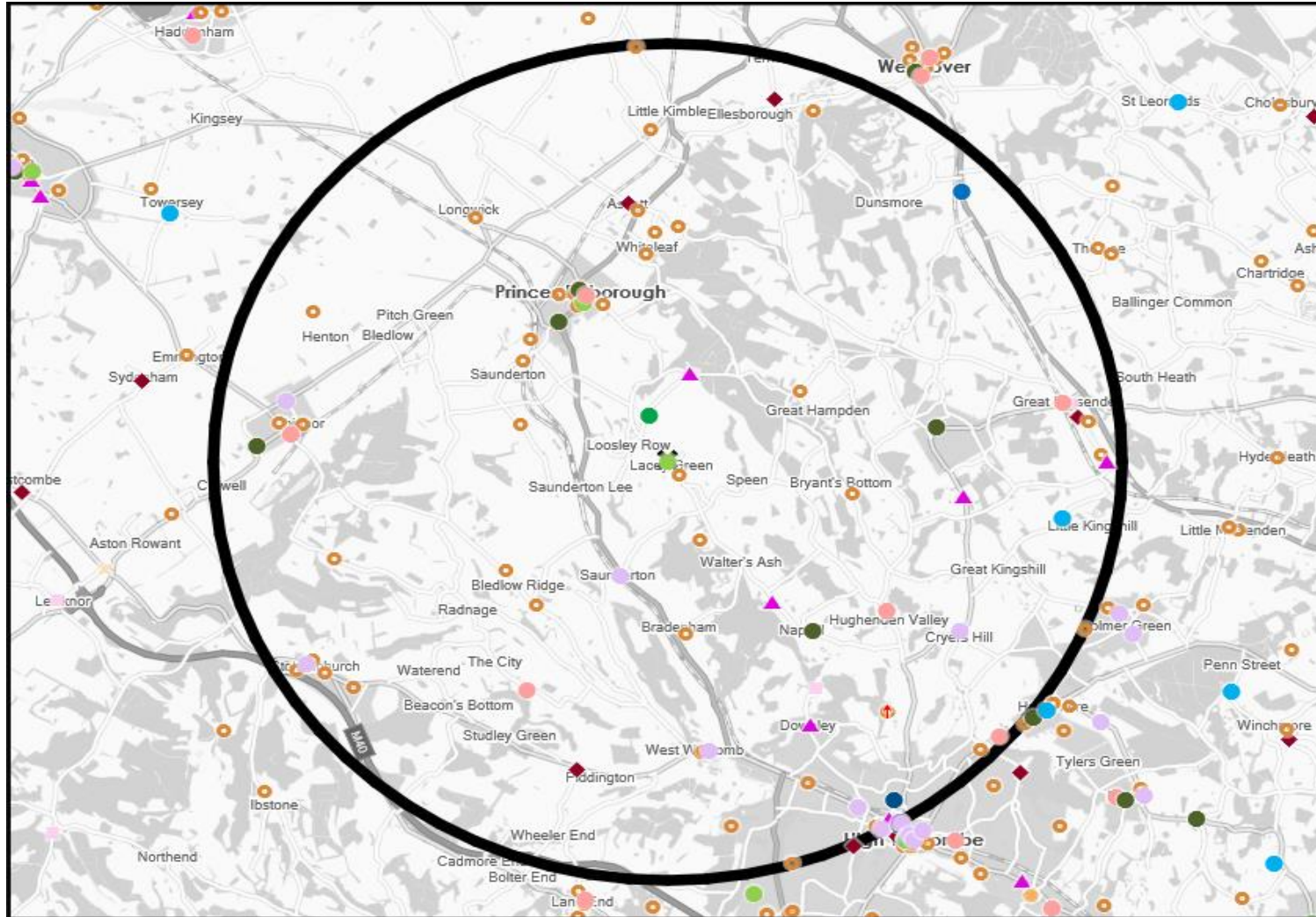
Name	Description	License Type	Owner Name	Postcode
Swan	Independent Free	Pubs & Full On	Independent Free	HP17 9TR
Kimble Cricket Club	Independent Free	Registered Club	Independent Free	HP17 8TF
Firecrest	Mitchells & Butlers	Pubs & Full On	Mitchells & Butlers	HP22 6QG
Crown	Star Pubs & Bars	Pubs & Full On	Star Pubs & Bars	OX39 4EX
Peacock	Independent Free	Pubs & Full On	Independent Free	OX39 4AH
Red Lion	Stonegate Pub Company	Pubs & Full On	Stonegate Pub Company	OX39 4DL
Wheatsheaf	Greene King	Pubs & Full On	Greene King	OX39 4HX
Chinnor Sports & Social Club	Independent Free	Registered Club	Independent Free	OX39 4PU
Black Horse	Admiral Taverns Ltd	Pubs & Full On	Admiral Taverns Ltd	HP27 0QU
Wycombe Wanderers Football Club	Independent Free	Registered Club	Independent Free	HP12 4HJ
Swan	Independent Free	Pubs & Full On	Independent Free	HP14 3AE
Chequers Tree	Greene King	Pubs & Full On	Greene King	HP16 9HD
Sir Charles Napier	Independent Free	Pubs & Full On	Independent Free	OX39 4BX
Chiltern Taps	RedCat Pub Company	Pubs & Full On	RedCat Pub Company	HP11 2DN
Pizza Express	Hony Capital	Restaurant	Hony Capital	HP11 2DB
Bricklayers Arms	Merlin Inns	Pubs & Full On	Merlin Inns	HP13 5XJ
Mowchak	Independent Free	Restaurant	Independent Free	HP14 3RR
Castlefield Community Association	Independent Free	Registered Club	Independent Free	HP12 3LL
Raf High Wycombe	Independent Free	Registered Club	Independent Free	HP14 4UE
Princess Risborough Golf Club	Independent Free	Registered Club	Independent Free	HP27 9NX
Coco Tamarind	Independent Free	Restaurant	Independent Free	HP27 9LY
Bella Vita	Independent Free	Restaurant	Independent Free	HP27 0DE
Cineworld	Cineworld Cinemas Ltd	Pubs & Full On	Cineworld Cinemas Ltd	HP11 2DB
Hollywood Bowl	Original Bowling Company	Proprietary Club	Original Bowling Company	HP11 2DB
Nandos	Nandos Restaurants	Restaurant	Nandos Restaurants	HP11 2DB
Wagamama	Restaurant Group	Restaurant	Restaurant Group	HP11 2DB
Yo Sushi	Yo! Sushi	Restaurant	Yo! Sushi	HP11 2DB
Zizzi	Azzurri Group Ltd	Restaurant	Azzurri Group Ltd	HP11 2DB
Spice Garden	Independent Free	Restaurant	Independent Free	HP13 5AF
Hughenden Manor	National Trust	Pubs & Full On	National Trust	HP14 4LA
Wycombe Arts Centre	Independent Free	Pubs & Full On	Independent Free	HP11 2PU
Duo Chef	Independent Free	Restaurant	Independent Free	OX39 4PF
Wades Centre	Independent Free	Pubs & Full On	Independent Free	HP27 9AX
Duke Street Wine Bar	Independent Free	Pubs & Full On	Independent Free	HP27 0AT
Phoenix Bar	Independent Free	Pubs & Full On	Independent Free	HP11 2EL
Spindle And Thread	Marston's	Pubs & Full On	Marston's	HP13 5HP

MAP OF AREA

© 2024 CACI Limited and all other applicable third party notices (CGA) can be found at www.caci.co.uk/copyrightnotices.pdf

Source: OS Open Data 2018

Area: P00129_Black Horse, Princes Risborough, HP27 0QU (5 Mile contour)



KEY

Large pub co's & bars

- Admiral Taverns Ltd
- Ei Group
- Greene King
- Marston's
- Mitchells & Butlers
- Punch Pub Company
- Stonegate Pub Company
- Star Pubs & Bars
- Wetherspoon
- Whitbread
- Shepherd Neame

Small to medium pub co's & bars

- ▲ Family Brewers with pubs

Hotels

- ✖ Restaurants

Leisure

- ▲ Independent

Other














- ◆ Site Location

- Boundary

ACORN CATEGORY PROFILE - HOUSEHOLDS

© 2024 CACI Limited and all other applicable third party notices (Acorn) can be found at www.caci.co.uk/copyrightnotices.pdf

Area: P00129_Black Horse, Princes Risborough, HP27 0QU (5 Mile contour)
Base: Great Britain
Year: 2023

Acorn Category Description			Area Profile	% for Area	% for Base	Index	0	100	200
	1	Affluent Achievers	15,757	45.1	22.1	204			
	2	Rising Prosperity	3,960	11.3	10.2	111			
	3	Comfortable Communities	9,016	25.8	26.5	97			
	4	Financially Stretched	4,032	11.5	23.7	49			
	5	Urban Adversity	2,048	5.9	17.2	34			
	6	Not Private Households	100	0.3	0.3	83			
	Graph								
Total households			34,913						

Acorn Category Pen Portrait

3

Comfortable Communities

14.4M
UK Adults

27.2%
of UK

Age range
35-64

House type
Semi-detached or detached

Financial situation
Running into debt ————— Saving a lot

House tenure
Owned outright or mortgaged

Children at home
0-2

Number of beds
3-4

This category contains much of middle-of-the-road Britain, whether in the suburbs, smaller towns or the countryside. They are stable families and empty nesters in suburban or semi-rural areas.

Acorn Groups within Category 3: Comfortable Communities

F Countryside Communities

G Successful Suburbs

H Steady Neighbourhoods

I Comfortable Seniors

J Starting Out

24%

23%

29%

9%

15%



CATEGORY

GROUP

TYPE

MAP

WHAT IS ACORN?

ACORN GROUP PROFILE - HOUSEHOLDS

© 2024 CACI Limited and all other applicable third party notices (Acorn) can be found at www.caci.co.uk/copyrightnotices.pdf

Area: P00129_Black Horse, Princes Risborough, HP27 0QU (5 Mile contour)

Base: Great Britain

Year: 2023

Acorn Group Description	Area Profile	% for Area	% for Base	Index 0	100	200
1. Affluent Achievers						
1.A Lavish Lifestyles	954	2.7	1.1	249		
1.B Executive Wealth	9,640	27.6	11.3	244		
1.C Mature Money	5,163	14.8	9.6	153		
2. Rising Prosperity						
2.D City Sophisticates	0	0.0	3.8	0		
2.E Career Climbers	3,960	11.3	6.4	178		
3. Comfortable Communities						
3.F Countryside Communities	378	1.1	5.7	19		
3.G Successful Suburbs	4,255	12.2	6.0	205		
3.H Steady Neighbourhoods	3,200	9.2	7.4	124		
3.I Comfortable Seniors	355	1.0	2.9	36		
3.J Starting Out	828	2.4	4.6	52		
4. Financially Stretched						
4.K Student Life	422	1.2	2.5	48		
4.L Modest Means	538	1.5	8.0	19		
4.M Striving Families	2,248	6.4	7.4	86		
4.N Poorer Pensioners	824	2.4	5.8	41		
5. Urban Adversity						
5.O Young Hardship	761	2.2	6.3	35		
5.P Struggling Estates	443	1.3	5.7	22		
5.Q Difficult Circumstances	844	2.4	5.2	46		
6. Not Private Households						
6.R Not Private Households	100	0.3	0.3	83		
Total households	34,913					

Acorn Group Pen Portrait

2 D City Sophisticates

1.9M
UK Adults3.7%
of UK

Younger individuals enjoying the city lifestyle with lots of opportunities to socialise and spend. These affluent younger people generally rent flats in major towns and cities. Whilst incomes are well above average, their level of disposable income is restricted due to high rents.

CORE DEMOGRAPHICS



FINANCIAL PROFILE



BRANDS



DIGITAL AND TECH

ATTITUDES



TOP BEHAVIOURS



CATEGORY

GROUP

TYPE

MAP

WHAT IS ACORN?

ACORN TYPE PROFILE - HOUSEHOLDS

© 2024 CACI Limited and all other applicable third party notices (Acorn) can be found at www.caci.co.uk/copyrightnotices.pdf

Area: P00129_Black Horse, Princes Risborough, HP27 0QU (5 Mile contour)

Base: Great Britain

Year: 2023

Sort by:  Acorn Structure
 Index
 Profile %

Acorn Type Description		Area Profile	% for Area	% for Base	Index	0	100	200
1. Affluent Achievers								
1.A Lavish Lifestyles								
	1.A.1 Exclusive enclaves	68	0.2	0.1	193			
	1.A.2 Metropolitan money	0	0.0	0.1	0			
	1.A.3 Large house luxury	886	2.5	0.9	296			
1.B Executive Wealth								
	1.B.4 Asset rich families	1,899	5.4	2.6	206			
	1.B.5 Wealthy countryside commuters	4,659	13.3	2.5	540			
	1.B.6 Financially comfortable families	832	2.4	2.2	107			
	1.B.7 Affluent professionals	110	0.3	0.9	37			
	1.B.8 Prosperous suburban families	573	1.6	1.5	107			
	1.B.9 Well-off edge of towners	1,567	4.5	1.6	279			
1.C Mature Money								
	1.C.10 Better-off villagers	3,834	11.0	3.1	357			
	1.C.11 Settled suburbia, older people	602	1.7	2.8	61			
	1.C.12 Retired and empty nesters	264	0.8	2.5	31			
	1.C.13 Upmarket downsizers	463	1.3	1.3	103			
2. Rising Prosperity								
2.D City Sophisticates								
	2.D.14 Townhouse cosmopolitans	0	0.0	0.7	0			
	2.D.15 Younger professionals in smaller flats	0	0.0	1.5	0			
	2.D.16 Metropolitan professionals	0	0.0	0.7	0			
	2.D.17 Socialising young renters	0	0.0	1.0	0			
2.E Career Climbers								
	2.E.18 Career driven young families	1,422	4.1	2.0	206			
	2.E.19 First time buyers in small, modern homes	2,530	7.2	3.4	214			
	2.E.20 Mixed metropolitan areas	8	0.0	1.0	2			
3. Comfortable Communities								
3.F Countryside Communities								
	3.F.21 Farms and cottages	10	0.0	1.5	2			
	3.F.22 Older couples and families in rural areas	48	0.1	1.0	14			
	3.F.23 Owner occupiers in small towns and villages	320	0.9	3.2	29			
3.G Successful Suburbs								
	3.G.24 Comfortably-off families in modern housing	277	0.8	2.7	29			
	3.G.25 Larger family homes, multi-ethnic areas	1,837	5.3	0.8	632			
	3.G.26 Semi-professional families, owner occupied neighbourhoods	2,141	6.1	2.4	253			
3.H Steady Neighbourhoods								
	3.H.27 Suburban semis, conventional attitudes	54	0.2	3.5	4			
	3.H.28 Owner occupied terraces, average income	286	0.8	1.6	51			
	3.H.29 Established suburbs, older families	2,860	8.2	2.3	350			
3.I Comfortable Seniors								
	3.I.30 Older people, neat and tidy neighbourhoods	265	0.8	2.4	32			
	3.I.31 Elderly singles in purpose-built accommodation	90	0.3	0.5	53			
3.J Starting Out								
	3.J.32 Educated families in terraces, young children	263	0.8	2.2	35			
	3.J.33 Smaller houses and starter homes	565	1.6	2.4	67			
4. Financially Stretched								
4.K Student Life								
	4.K.34 Student flats and halls of residence	85	0.2	0.3	73			
	4.K.35 Term-time terraces	0	0.0	0.2	0			
	4.K.36 Educated young people in flats and tenements	337	1.0	1.9	50			
4.L Modest Means								
	4.L.37 Low cost flats in suburban areas	175	0.5	1.4	35			
	4.L.38 Semi-skilled workers in traditional neighbourhoods	38	0.1	2.6	4			
	4.L.39 Fading owner occupied terraces	0	0.0	2.9	0			
	4.L.40 High occupancy terraces, culturally diverse family areas	325	0.9	1.0	94			
4.M Striving Families								
	4.M.41 Labouring semi-rural estates	1,279	3.7	1.6	230			
	4.M.42 Struggling young families in post-war terraces	484	1.4	1.6	85			
	4.M.43 Families in right-to-buy estates	451	1.3	2.0	63			
	4.M.44 Post-war estates, limited means	34	0.1	2.2	4			
4.N Poorer Pensioners								
	4.N.45 Pensioners in social housing, semis and terraces	263	0.8	0.8	96			
	4.N.46 Elderly people in social rented flats	377	1.1	1.0	105			
	4.N.47 Low income older people in smaller semis	49	0.1	2.2	6			
	4.N.48 Pensioners and singles in social rented flats	135	0.4	1.7	23			
5. Urban Adversity								
5.O Young Hardship								
	5.O.49 Young families in low cost private flats	492	1.4	2.2	64			
	5.O.50 Struggling younger people in mixed tenure	269	0.8	1.8	43			
	5.O.51 Young people in small, low cost terraces	0	0.0	2.3	0			
5.P Struggling Estates								
	5.P.52 Poorer families, many children, terraced housing	23	0.1	1.6	4			
	5.P.53 Low income terraces	106	0.3	0.8	37			
	5.P.54 Multi-ethnic, purpose-built estates	0	0.0	1.0	0			
	5.P.55 Deprived and ethnically diverse in flats	30	0.1	0.7	12			
	5.P.56 Low income large families in social rented semis	284	0.8	1.6	51			
5.Q Difficult Circumstances								
	5.Q.57 Social rented flats, families and single parents	478	1.4	1.5	91			
	5.Q.58 Singles and young families, some receiving benefits	81	0.2	1.8	13			
	5.Q.59 Deprived areas and high-rise flats	285	0.8	2.0	41			
6. Not Private Households								
6.R Not Private Households								
	6.R.60 Active communal population	3	0.0	0.1	14			
	6.R.61 Inactive communal population	97	0.3	0.3	98			
	6.R.62 Business areas without resident population	0	0	0	0			
Total households		34,913						

CATEGORY

GROUP

TYPE

MAP

WHAT IS ACORN?

DOMINANT ACORN GROUP - HOUSEHOLDS

Area: P00129_Black Horse, Princes Risborough, HP27 0QU (5 Mile contour)

© 2024 CACI Limited and all other applicable third party notices (Acorn) can be found at www.caci.co.uk/copyrightnotices.pdf

Source: OS Open Data 2018



- Dominant Acorn Category
- % Affluent Achievers
- % Rising Prosperity
- % Comfortable Communities
- % Financially Stretched
- % Urban Adversity
- Dominant Acorn Group

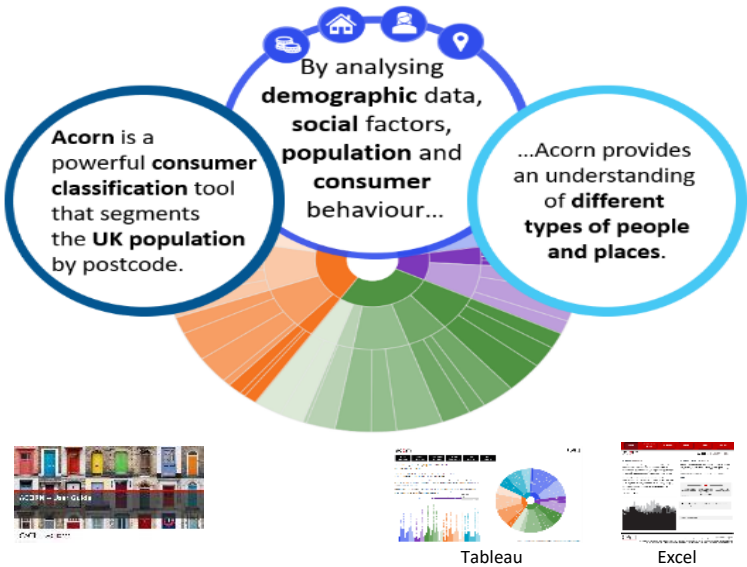
Acorn Groups

- 1.A Lavish Lifestyles
- 1.B Executive Wealth
- 1.C Mature Money
- 2.D City Sophisticates
- 2.E Career Climbers
- 3.F Countryside Communities
- 3.G Successful Suburbs
- 3.H Steady Neighbourhoods
- 3.I Comfortable Seniors
- 3.J Starting Out
- 4.K Student Life
- 4.L Modest Means
- 4.M Striving Families
- 4.N Poorer Pensioners
- 5.O Young Hardship
- 5.P Struggling Estates
- 5.Q Difficult Circumstances
- 6.R Not Private Households

Area boundary

ACORN - WHAT IS IT?

© 2024 CACI Limited and all other applicable third party notices (Acorn) can be found at www.caci.co.uk/copyrightnotices.pdf



6 CATEGORIES		18 GROUPS	62 TYPES
1. Affluent Achievers	<input checked="" type="radio"/>	A. Lavish Lifestyles	1-3
	<input type="radio"/>	B. Executive Wealth	4-9
	<input type="radio"/>	C. Mature Money	10-13
2. Rising Prosperity	<input type="radio"/>	D. City Sophisticates	14-17
	<input type="radio"/>	E. Career Climbers	18-20
3. Comfortable Communities	<input type="radio"/>	F. Countryside Communities	21-23
	<input type="radio"/>	G. Successful Suburbs	24-26
	<input type="radio"/>	H. Steady Neighbourhoods	27-29
	<input type="radio"/>	I. Comfortable Seniors	30-31
	<input type="radio"/>	J. Starting Out	32-33
4. Financially Stretched	<input type="radio"/>	K. Student Life	34-36
	<input type="radio"/>	L. Modest Means	37-40
	<input type="radio"/>	M. Striving Families	41-44
	<input type="radio"/>	N. Poorer Pensioners	45-48
5. Urban Adversity	<input type="radio"/>	O. Young Hardship	49-51
	<input type="radio"/>	P. Struggling Estates	52-56
	<input type="radio"/>	Q. Difficult Circumstances	57-59
6. Not Private Households	<input type="radio"/>	R. Not Private Households	60-62

1 Affluent Achievers

12.1M UK Adults22.8% of UK

Age range55+

House typeDetached

Financial situationRunning into debtSaving a lot

House tenureOwned outright

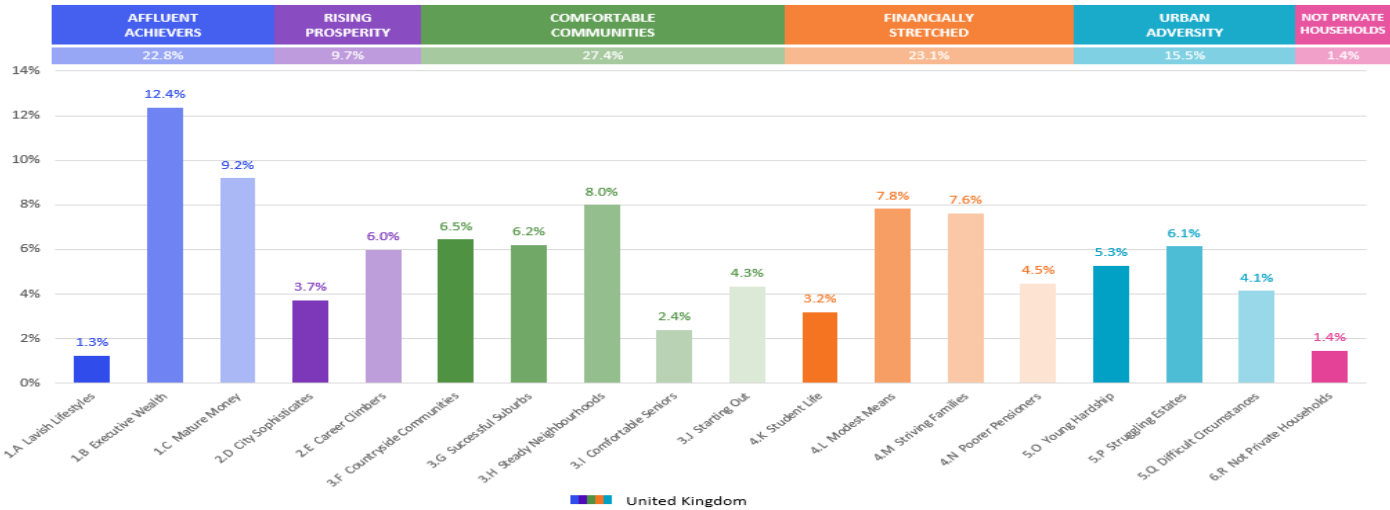
Children at home0

Number of beds4+

These are some of the most financially successful people in the UK. They live in affluent, high status areas of the country. They are healthy, wealthy and confident consumers.

Acorn Groups within Category 1: Affluent Achievers

- A. Lavish Lifestyles 6%
- B. Executive Wealth 54%
- C. Mature Money 40%

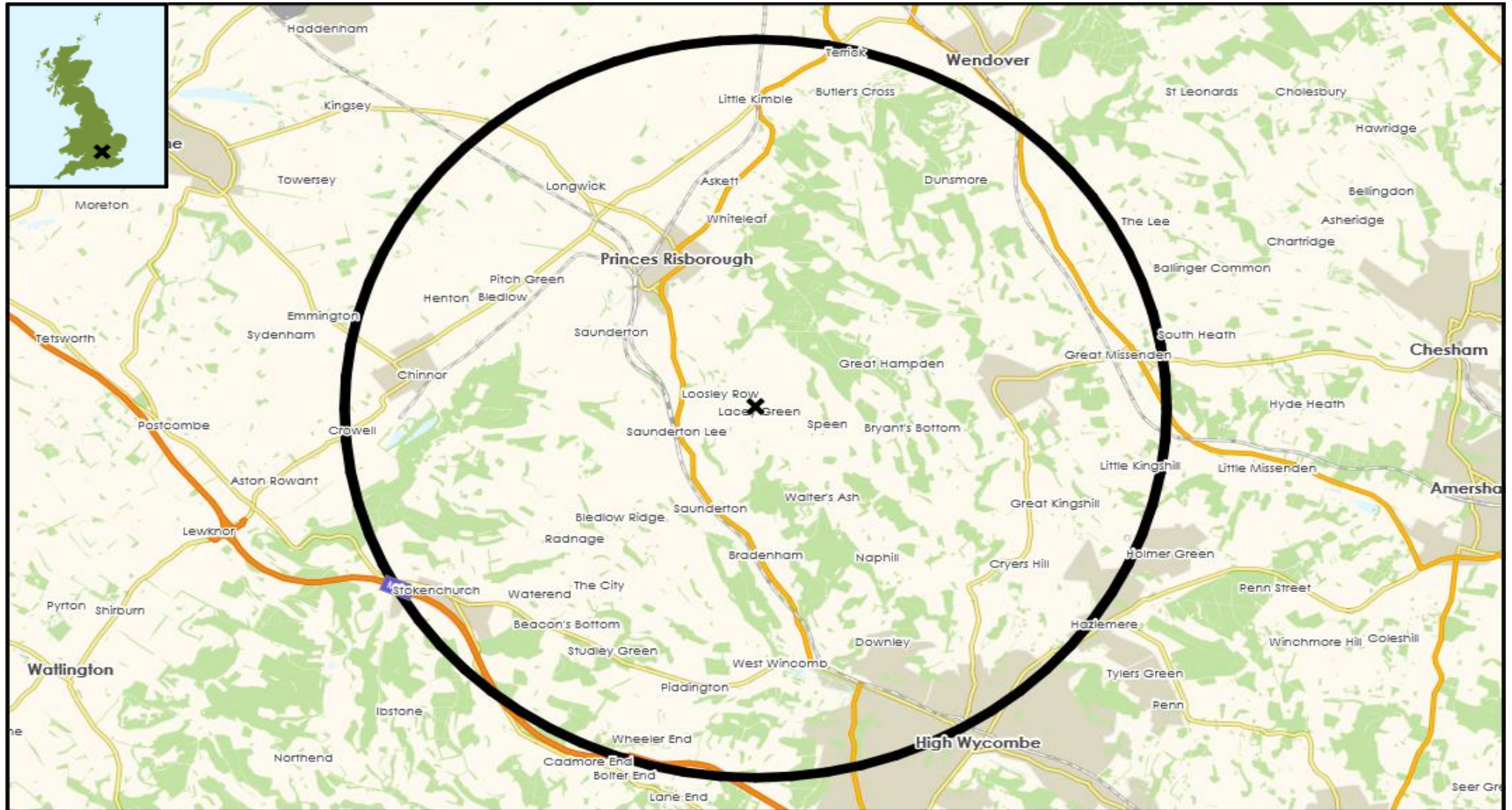


MAP OF AREA

© 2024 CACI Limited and all other applicable third party notices can be found at www.caci.co.uk/copyrightnotices.pdf

Source: OS Open Data 2018

Area: P00129_Black Horse, Princes Risborough, HP27 0QU (5 Mile contour)

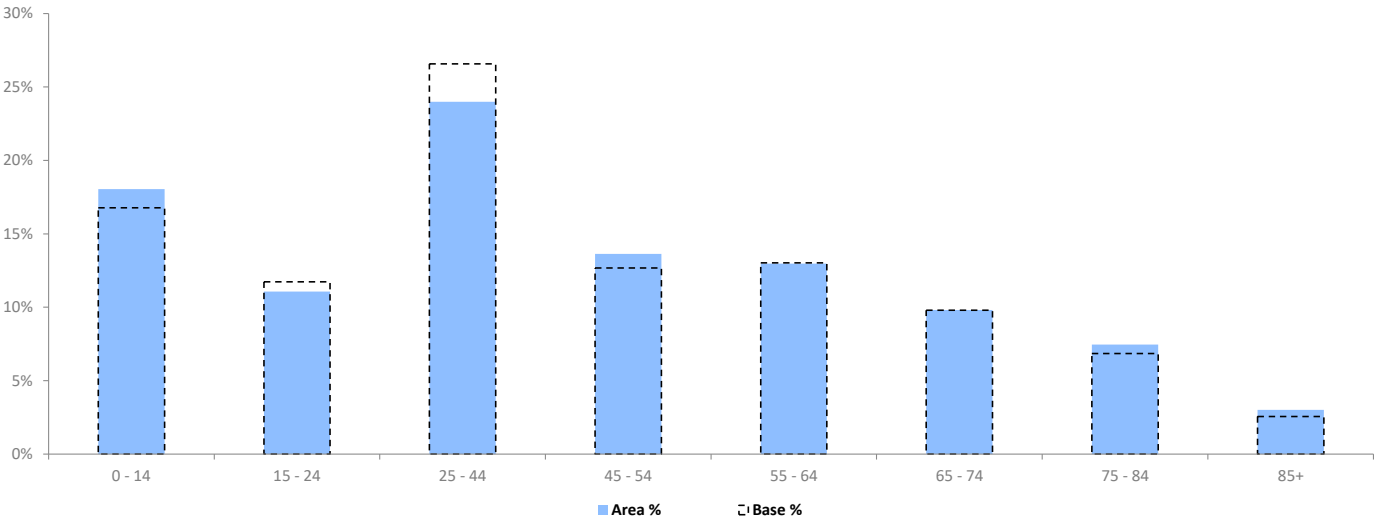


POPULATION PROJECTIONS

© 2024 CACI Limited and all other applicable third party notices (Population Estimates and Projections) can be found at www.caci.co.uk/copyrightnotices.pdf

Area:	P00129_Black Horse, Princes Risborough, HP27 0QU (5 Mile contour)
Base:	Great Britain
Year:	2023

	Area Profile	Area %	Base %	Index av=100	0	100	200
0 - 14	16,280	18.0	16.8	108			
15 - 24	9,981	11.1	11.7	94			
25 - 44	21,643	24.0	26.6	90			
45 - 54	12,296	13.6	12.7	108			
55 - 64	11,706	13.0	13.0	100			
65 - 74	8,861	9.8	9.8	100			
75 - 84	6,724	7.5	6.9	109			
85+	2,724	3.0	2.6	118			
Total population	90,215						



EXPENDITURE

© 2024 CACI Limited and all other applicable third party notices (COICOP Expenditure) can be found at www.caci.co.uk/copyrightnotices.pdf

Area:	P00129_Black Horse, Princes Risborough, HP27 0QU (5 Mile contour)
Base:	Great Britain
Year:	2023

EXPENDITURE ESTIMATES PER WEEK

	Area Spend	Area spend per hhs	Base spend per hhs	Index av=100	0	100	200
COICOP Categories							
1. Food & non-alcoholic beverages	£2,603,820	£75.34	£66.95	113			
2. Alcoholic beverages, tobacco and narcotics	£912,174	£26.39	£28.12	94			
3. Clothing & Footwear	£911,537	£26.37	£22.40	118			
4. Housing, water, electricity, gas and other fuels	£4,396,080	£127.20	£107.19	119			
5. Furnishings, equipment and routine maintenance	£1,548,804	£44.81	£36.85	122			
6. Health	£652,870	£18.89	£13.48	140			
7. Transport	£6,261,708	£181.18	£134.74	134			
8. Communication	£618,445	£17.89	£15.74	114			
9. Recreation & Culture	£2,772,965	£80.23	£64.16	125			
10. Education	£1,111,303	£32.15	£22.26	144			
11. Restaurants & Hotels	£2,718,043	£78.64	£67.11	117			
12. Miscellaneous goods and services	£4,743,248	£137.24	£109.86	125			
Total Expenditure	£29,250,996	£846.36	£688.85	123			

Expenditure calculated for RF Centres includes weighted residential, worker and tourist spend; for RF catchments it includes weighted residential spend only. For all other catchments it includes residential, online and domestic tourist spend (all spend originating from these areas).

The figures are calculated from data from the Living Costs and Family (LCF) survey conducted by the Office for National Statistics. The analyses in this report are carried out by CACI and those who carried out the original collection and analysis of the data bear no responsibility for their further analysis or interpretation. The spend figures are based on current prices for the year stated at the top of the report. The Classification of Individual Consumption by Purpose (COICOP) is published by the UN Statistics Division to provide an international standard for the reporting of expenditure. Totals are controlled to national figures supplied by ONS Consumer Trends.