

CGA LICENCED PREMISES

© 2024 CACI Limited and all other applicable third party notices (CGA) can be found at www.caci.co.uk/copyrightnotices.pdf

Area: P01364_Retired Soldier, Malvern, WR14 1PC
 Base: Great Britain
 Year: 2023

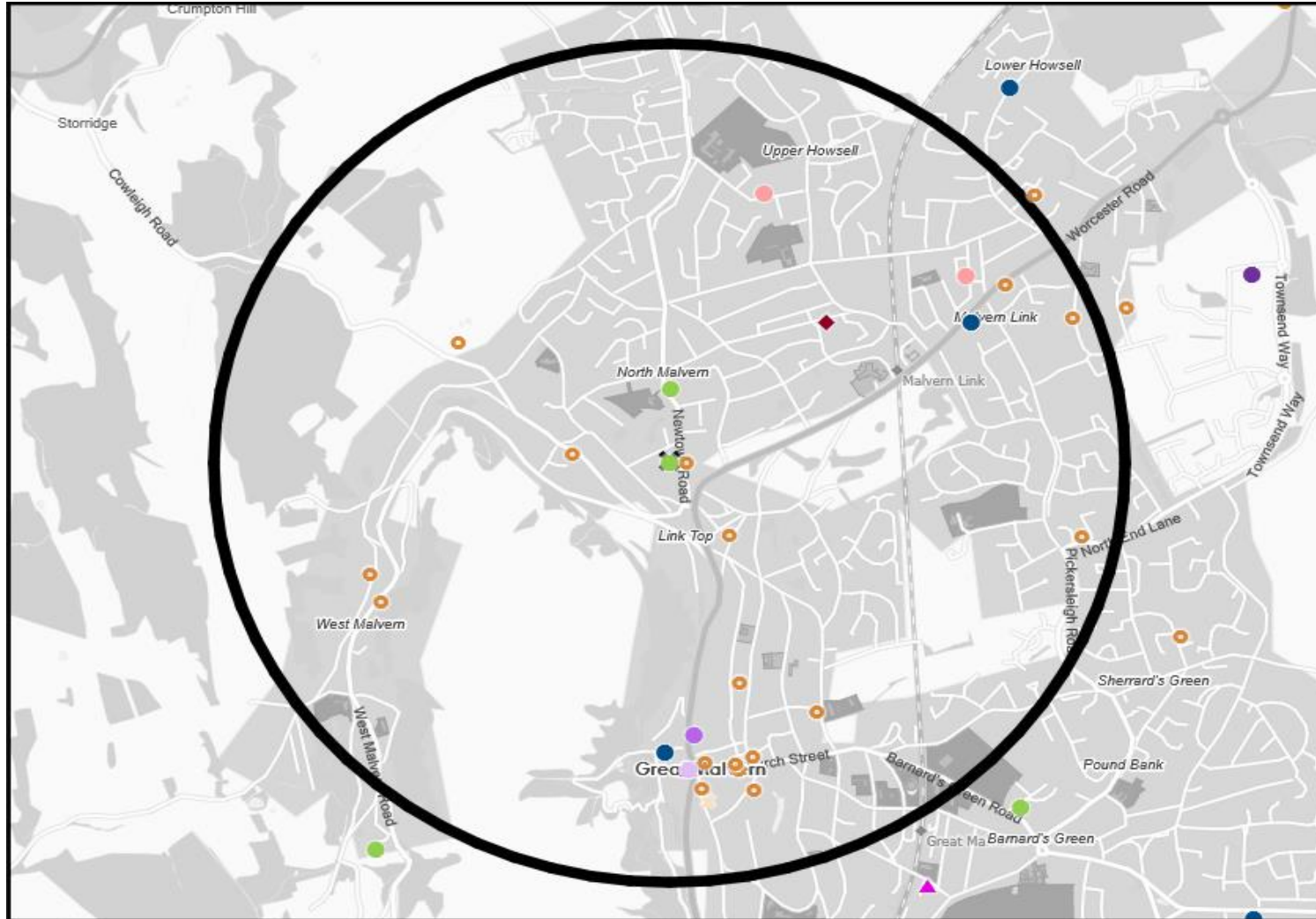
| Licence Type | Profile | Per 1000 Pop (Area) | Per 1000 Pop (Base) | Index | 0 | 100 | 200 |
|------------------|---------|---------------------|---------------------|-------|---|-----|-----|
| Pubs & Full On | 18 | 103.1 | 81.7 | 126 | | | |
| Proprietary Club | 0 | 0.0 | 7.3 | 0 | | | |
| Registered Club | 7 | 40.1 | 28.2 | 142 | | | |
| Restaurant | 7 | 40.1 | 32.1 | 125 | | | |
| Residential | 2 | 11.5 | 2.7 | 428 | | | |

| Name | Description | License Type | Owner Name | Postcode |
|------------------------------------|----------------------------|-----------------|----------------------------|----------|
| Unicorn Inn | Stonegate Pub Company | Pubs & Full On | Stonegate Pub Company | WR14 4PZ |
| Malvern Rugby Club | Independent Free | Registered Club | Independent Free | WR14 1AJ |
| Anchor Inn | Star Pubs & Bars | Pubs & Full On | Star Pubs & Bars | WR14 1LH |
| Gloster Arms | Star Pubs & Bars | Pubs & Full On | Star Pubs & Bars | WR14 1ND |
| Newtown Club | Independent Free | Registered Club | Independent Free | WR14 1NZ |
| Retired Soldier | Admiral Taverns Ltd | Pubs & Full On | Admiral Taverns Ltd | WR14 1PD |
| Prince of Wales | Admiral Taverns Ltd | Pubs & Full On | Admiral Taverns Ltd | WR14 1PF |
| Star Hotel | Independent Free | Pubs & Full On | Independent Free | WR14 1QE |
| Express Inn | *Other Small Retail Groups | Pubs & Full On | *Other Small Retail Groups | WR14 1RN |
| Bakery Inn | Marston's | Pubs & Full On | Marston's | WR14 1SS |
| Anupam Restaurant | Independent Free | Restaurant | Independent Free | WR14 2AE |
| Malvern Hills Conservative Club | Independent Free | Registered Club | Independent Free | WR14 2AY |
| Barnards Green Cricket Club | Independent Free | Registered Club | Independent Free | WR14 2ET |
| Great Malvern Hotel | Independent Free | Pubs & Full On | Independent Free | WR14 2HN |
| Cotford Hotel | Independent Free | Residential | Independent Free | WR14 2HU |
| Nags Head | Independent Free | Pubs & Full On | Independent Free | WR14 2JG |
| Manor Park Club | Independent Free | Registered Club | Independent Free | WR14 2TL |
| Abbey Hotel | Sarova Hotels | Pubs & Full On | Sarova Hotels | WR14 3ET |
| Malvern Theatre Festival Theatre | Independent Free | Pubs & Full On | Independent Free | WR14 3HB |
| West Malvern Institute Club | Independent Free | Registered Club | Independent Free | WR14 4AY |
| Royal British Legion Club | Independent Free | Registered Club | Independent Free | WR14 4BX |
| Mount Pleasant Hotel | Independent Free | Pubs & Full On | Independent Free | WR14 4PZ |
| Foley Arms Hotel | Wetherspoons GB | Pubs & Full On | Wetherspoons GB | WR14 4QS |
| Red Lion | Marston's | Pubs & Full On | Marston's | WR14 4RG |
| Beauchamp Arms | Independent Free | Pubs & Full On | Independent Free | WR14 1SS |
| White Season Restaurant | Independent Free | Restaurant | Independent Free | WR14 2AA |
| Fig | Independent Free | Restaurant | Independent Free | WR14 2AE |
| May Link | Independent Free | Restaurant | Independent Free | WR14 1SS |
| Vasai | Independent Free | Restaurant | Independent Free | WR14 1AA |
| Ask Italian | Azzurri Group Ltd | Restaurant | Azzurri Group Ltd | WR14 4PZ |
| Cowleigh Park Farm Bed & Breakfast | Independent Free | Residential | Independent Free | WR13 5HJ |
| Alturo Lounge | Loungers | Pubs & Full On | Loungers | WR14 4PZ |
| Malvern Lounge | Independent Free | Pubs & Full On | Independent Free | WR14 3ES |
| Spice Cottage | Independent Free | Restaurant | Independent Free | WR14 1SS |

MAP OF AREA

© 2024 CACI Limited and all other applicable third party notices (CGA) can be found at www.caci.co.uk/copyrightnotices.pdf
 Source: OS Open Data 2018

Area: P01364_Retired Soldier, Malvern, WR14 1PD (1 Mile contour)











KEY

- Large pub co's & bars
 - Admiral Taverns Ltd
 - Ei Group
 - Greene King
 - Marston's
 - Mitchells & Butlers
 - Punch Pub Company
 - Stonegate Pub Company
 - Star Pubs & Bars
 - Wetherspoon
 - Whitbread
 - Shepherd Neame
- Small to medium pub co's & bars
- Family Brewers with pubs
- Hotels
- Restaurants
- Leisure
- Independent
- Other
- Site Location
- Boundary

ACORN CATEGORY PROFILE - HOUSEHOLDS

© 2024 CACI Limited and all other applicable third party notices (Acorn) can be found at www.caci.co.uk/copyrightnotices.pdf

Area: P01364_Retired Soldier, Malvern, WR14 1PD (1 Mile contour)
Base: Great Britain
Year: 2023

| Acorn Category Description | Area Profile | % for Area | % for Base | Index 0 | 100 | 200 |
|---|--------------|------------|------------|---------|---|-----|
|  1 Affluent Achievers | 3,052 | 37.5 | 22.1 | 170 |  | |
|  2 Rising Prosperity | 603 | 7.4 | 10.2 | 73 | | |
|  3 Comfortable Communities | 2,516 | 30.9 | 26.5 | 117 | | |
|  4 Financially Stretched | 1,526 | 18.8 | 23.7 | 79 | | |
|  5 Urban Adversity | 405 | 5.0 | 17.2 | 29 | | |
|  6 Not Private Households | 33 | 0.4 | 0.3 | 118 | | |
|  Graph | | | | | | |
| Total households | 8,135 | | | | | |

Acorn Category Pen Portrait

4 Financially Stretched 12.2M UK Adults 23.1% of UK

Age range
All ages

Financial situation
Running into debt Saving a lot

Children at home
Mixed

House type
Semi-detached or terraced

House tenure
Social renting

Number of beds
1-3

This category contains a mix of traditional areas of Britain, including social housing developments specifically for the elderly. It also includes student term-time areas.

Acorn Groups within Category 4: Financially Stretched

- K Student Life 13%
- L Modest Means 34%
- M Striving Families 34%
- N Poorer Pensioners 20%

ACORN GROUP PROFILE - HOUSEHOLDS

© 2024 CACI Limited and all other applicable third party notices (Acorn) can be found at www.caci.co.uk/copyrightnotices.pdf

Area: P01364_Retired Soldier, Malvern, WR14 1PD (1 Mile contour)
Base: Great Britain
Year: 2023

| Acorn Group Description | Area Profile | % for Area | % for Base | Index | 0 | 100 | 200 |
|-----------------------------------|--------------|------------|------------|-------|---|-----|-----|
| 1. Affluent Achievers | | | | | | | |
| 1.A Lavish Lifestyles | 0 | 0.0 | 1.1 | 0 | | | |
| 1.B Executive Wealth | 706 | 8.7 | 11.3 | 77 | | | |
| 1.C Mature Money | 2,346 | 28.8 | 9.6 | 299 | | | |
| 2. Rising Prosperity | | | | | | | |
| 2.D City Sophisticates | 0 | 0.0 | 3.8 | 0 | | | |
| 2.E Career Climbers | 603 | 7.4 | 6.4 | 116 | | | |
| 3. Comfortable Communities | | | | | | | |
| 3.F Countryside Communities | 204 | 2.5 | 5.7 | 44 | | | |
| 3.G Successful Suburbs | 557 | 6.8 | 6.0 | 115 | | | |
| 3.H Steady Neighbourhoods | 613 | 7.5 | 7.4 | 102 | | | |
| 3.I Comfortable Seniors | 481 | 5.9 | 2.9 | 207 | | | |
| 3.J Starting Out | 661 | 8.1 | 4.6 | 179 | | | |
| 4. Financially Stretched | | | | | | | |
| 4.K Student Life | 18 | 0.2 | 2.5 | 9 | | | |
| 4.L Modest Means | 664 | 8.2 | 8.0 | 102 | | | |
| 4.M Striving Families | 390 | 4.8 | 7.4 | 64 | | | |
| 4.N Poorer Pensioners | 454 | 5.6 | 5.8 | 97 | | | |
| 5. Urban Adversity | | | | | | | |
| 5.O Young Hardship | 189 | 2.3 | 6.3 | 37 | | | |
| 5.P Struggling Estates | 112 | 1.4 | 5.7 | 24 | | | |
| 5.Q Difficult Circumstances | 104 | 1.3 | 5.2 | 24 | | | |
| 6. Not Private Households | | | | | | | |
| 6.R Not Private Households | 33 | 0.4 | 0.3 | 118 | | | |
| Total households | 8,135 | | | | | | |

Acorn Group Pen Portrait

4 K Student Life 1.6M UK Adults 3.0% of UK

Students and young people with little income living in halls of residence or shared houses. These are areas dominated by students and young people, often recent graduates. At least half of the people here, usually more, are studying.

CORE DEMOGRAPHICS

| | |
|--|---|
| Age range 18-24 | Children at home 0 |
| House tenure Privately renting | Family structure Single |
| Number of beds 4+ | House type Flat or maisonette |

BRANDS

| | | | |
|-----------|--|--|--|
| SHOPPING: | | | |
| LEISURE: | | | |
| WEBSITES: | | | |

DIGITAL ATTITUDES

| | | |
|---|--|---|
| I worry about online security 58% <small>UK average: 48%</small> | Shopping online makes my life easier 68% <small>UK average: 62%</small> | I love the ease of using chat bots to get answers 44% <small>UK average: 28%</small> |
|---|--|---|

FINANCIAL PROFILE

| | | |
|---|--|---|
| Household income £33k (UK) / £36k (London) <small>Average: £40k / Average: £46k</small> | % Disposable income 26% (UK) / 16% (London) <small>Average: 43% / Average: 29%</small> | Financial situation Running into debt / Saving a lot |
|---|--|---|

TOP BEHAVIOURS

| | | |
|---|-------------------------------|---|
| Love to buy new gadgets and appliances | Research beauty online | Social media: Snapchat, YouTube and TikTok |
|---|-------------------------------|---|



| | | | | |
|----------|-------|------|-----|----------------|
| CATEGORY | GROUP | TYPE | MAP | WHAT IS ACORN? |
|----------|-------|------|-----|----------------|

ACORN TYPE PROFILE - HOUSEHOLDS

© 2024 CACI Limited and all other applicable third party notices (Acorn) can be found at www.caci.co.uk/copyrightnotices.pdf

Area: P01364_Retired Soldier, Malvern, WR14 1PD (1 Mile contour)
 Base: Great Britain
 Year: 2023

Sort by: Acorn Structure
 Index
 Profile %

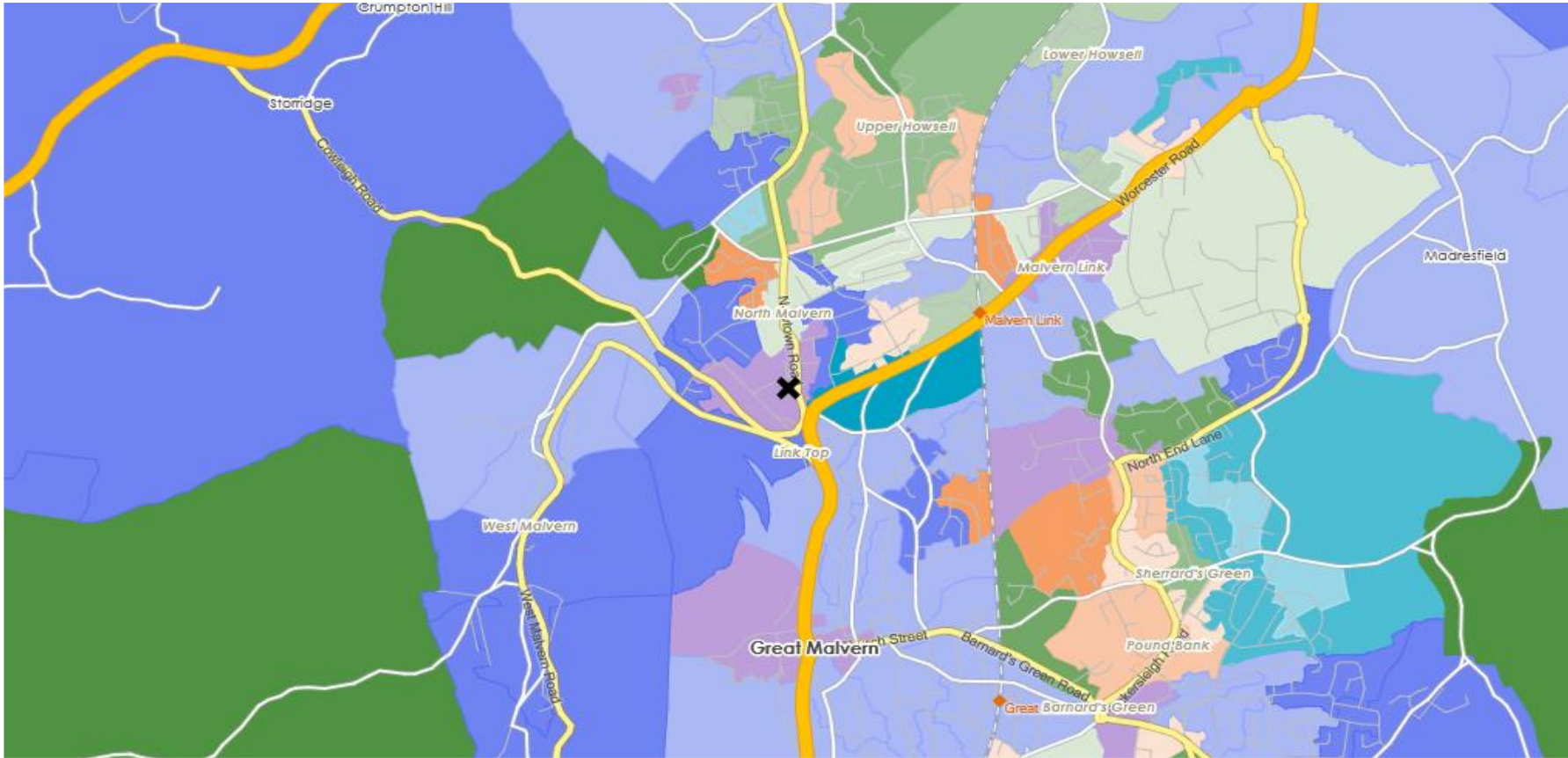
| Acorn Type Description | Area Profile | % for Area | % for Base | Index | 0 | 100 | 200 |
|--|--------------|------------|------------|-------|---|-----|-----|
| 1. Affluent Achievers | | | | | | | |
| 1.A Lavish Lifestyles | | | | | | | |
| 1.A.1 Exclusive enclaves | 0 | 0.0 | 0.1 | 0 | | | |
| 1.A.2 Metropolitan money | 0 | 0.0 | 0.1 | 0 | | | |
| 1.A.3 Large house luxury | 0 | 0.0 | 0.9 | 0 | | | |
| 1.B Executive Wealth | | | | | | | |
| 1.B.4 Asset rich families | 324 | 4.0 | 2.6 | 151 | | | |
| 1.B.5 Wealthy countryside commuters | 72 | 0.9 | 2.5 | 36 | | | |
| 1.B.6 Financially comfortable families | 41 | 0.5 | 2.2 | 23 | | | |
| 1.B.7 Affluent professionals | 54 | 0.7 | 0.9 | 78 | | | |
| 1.B.8 Prosperous suburban families | 124 | 1.5 | 1.5 | 99 | | | |
| 1.B.9 Well-off edge of towners | 91 | 1.1 | 1.6 | 70 | | | |
| 1.C Mature Money | | | | | | | |
| 1.C.10 Better-off villagers | 279 | 3.4 | 3.1 | 111 | | | |
| 1.C.11 Settled suburbia, older people | 528 | 6.5 | 2.8 | 230 | | | |
| 1.C.12 Retired and empty nesters | 634 | 7.8 | 2.5 | 316 | | | |
| 1.C.13 Upmarket downsizers | 905 | 11.1 | 1.3 | 860 | | | |
| 2. Rising Prosperity | | | | | | | |
| 2.D City Sophisticates | | | | | | | |
| 2.D.14 Townhouse cosmopolitans | 0 | 0.0 | 0.7 | 0 | | | |
| 2.D.15 Younger professionals in smaller flats | 0 | 0.0 | 1.5 | 0 | | | |
| 2.D.16 Metropolitan professionals | 0 | 0.0 | 0.7 | 0 | | | |
| 2.D.17 Socialising young renters | 0 | 0.0 | 1.0 | 0 | | | |
| 2.E Career Climbers | | | | | | | |
| 2.E.18 Career driven young families | 154 | 1.9 | 2.0 | 96 | | | |
| 2.E.19 First time buyers in small, modern homes | 449 | 5.5 | 3.4 | 163 | | | |
| 2.E.20 Mixed metropolitan areas | 0 | 0.0 | 1.0 | 0 | | | |
| 3. Comfortable Communities | | | | | | | |
| 3.F Countryside Communities | | | | | | | |
| 3.F.21 Farms and cottages | 0 | 0.0 | 1.5 | 0 | | | |
| 3.F.22 Older couples and families in rural areas | 0 | 0.0 | 1.0 | 0 | | | |
| 3.F.23 Owner occupiers in small towns and villages | 204 | 2.5 | 3.2 | 78 | | | |
| 3.G Successful Suburbs | | | | | | | |
| 3.G.24 Comfortably-off families in modern housing | 468 | 5.8 | 2.7 | 213 | | | |
| 3.G.25 Larger family homes, multi-ethnic areas | 0 | 0.0 | 0.8 | 0 | | | |
| 3.G.26 Semi-professional families, owner occupied neighbourhoods | 89 | 1.1 | 2.4 | 45 | | | |
| 3.H Steady Neighbourhoods | | | | | | | |
| 3.H.27 Suburban semis, conventional attitudes | 323 | 4.0 | 3.5 | 115 | | | |
| 3.H.28 Owner occupied terraces, average income | 0 | 0.0 | 1.6 | 0 | | | |
| 3.H.29 Established suburbs, older families | 290 | 3.6 | 2.3 | 152 | | | |
| 3.I Comfortable Seniors | | | | | | | |
| 3.I.30 Older people, neat and tidy neighbourhoods | 233 | 2.9 | 2.4 | 121 | | | |
| 3.I.31 Elderly singles in purpose-built accommodation | 248 | 3.0 | 0.5 | 628 | | | |
| 3.J Starting Out | | | | | | | |
| 3.J.32 Educated families in terraces, young children | 45 | 0.6 | 2.2 | 26 | | | |
| 3.J.33 Smaller houses and starter homes | 616 | 7.6 | 2.4 | 316 | | | |
| 4. Financially Stretched | | | | | | | |
| 4.K Student Life | | | | | | | |
| 4.K.34 Student flats and halls of residence | 18 | 0.2 | 0.3 | 66 | | | |
| 4.K.35 Term-time terraces | 0 | 0.0 | 0.2 | 0 | | | |
| 4.K.36 Educated young people in flats and tenements | 0 | 0.0 | 1.9 | 0 | | | |
| 4.L Modest Means | | | | | | | |
| 4.L.37 Low cost flats in suburban areas | 161 | 2.0 | 1.4 | 137 | | | |
| 4.L.38 Semi-skilled workers in traditional neighbourhoods | 266 | 3.3 | 2.6 | 124 | | | |
| 4.L.39 Fading owner occupied terraces | 237 | 2.9 | 2.9 | 100 | | | |
| 4.L.40 High occupancy terraces, culturally diverse family areas | 0 | 0.0 | 1.0 | 0 | | | |
| 4.M Striving Families | | | | | | | |
| 4.M.41 Labouring semi-rural estates | 188 | 2.3 | 1.6 | 145 | | | |
| 4.M.42 Struggling young families in post-war terraces | 46 | 0.6 | 1.6 | 34 | | | |
| 4.M.43 Families in right-to-buy estates | 156 | 1.9 | 2.0 | 94 | | | |
| 4.M.44 Post-war estates, limited means | 0 | 0.0 | 2.2 | 0 | | | |
| 4.N Poorer Pensioners | | | | | | | |
| 4.N.45 Pensioners in social housing, semis and terraces | 52 | 0.6 | 0.8 | 81 | | | |
| 4.N.46 Elderly people in social rented flats | 67 | 0.8 | 1.0 | 80 | | | |
| 4.N.47 Low income older people in smaller semis | 76 | 0.9 | 2.2 | 42 | | | |
| 4.N.48 Pensioners and singles in social rented flats | 259 | 3.2 | 1.7 | 187 | | | |
| 5. Urban Adversity | | | | | | | |
| 5.O Young Hardship | | | | | | | |
| 5.O.49 Young families in low cost private flats | 189 | 2.3 | 2.2 | 106 | | | |
| 5.O.50 Struggling younger people in mixed tenure | 0 | 0.0 | 1.8 | 0 | | | |
| 5.O.51 Young people in small, low cost terraces | 0 | 0.0 | 2.3 | 0 | | | |
| 5.P Struggling Estates | | | | | | | |
| 5.P.52 Poorer families, many children, terraced housing | 0 | 0.0 | 1.6 | 0 | | | |
| 5.P.53 Low income terraces | 0 | 0.0 | 0.8 | 0 | | | |
| 5.P.54 Multi-ethnic, purpose-built estates | 0 | 0.0 | 1.0 | 0 | | | |
| 5.P.55 Deprived and ethnically diverse in flats | 0 | 0.0 | 0.7 | 0 | | | |
| 5.P.56 Low income large families in social rented semis | 112 | 1.4 | 1.6 | 86 | | | |
| 5.Q Difficult Circumstances | | | | | | | |
| 5.Q.57 Social rented flats, families and single parents | 104 | 1.3 | 1.5 | 85 | | | |
| 5.Q.58 Singles and young families, some receiving benefits | 0 | 0.0 | 1.8 | 0 | | | |
| 5.Q.59 Deprived areas and high-rise flats | 0 | 0.0 | 2.0 | 0 | | | |
| 6. Not Private Households | | | | | | | |
| 6.R Not Private Households | | | | | | | |
| 6.R.60 Active communal population | 0 | 0.0 | 0.1 | 0 | | | |
| 6.R.61 Inactive communal population | 33 | 0.4 | 0.3 | 142 | | | |
| 6.R.62 Business areas without resident population | 0 | 0 | 0 | 0 | | | |
| Total households | 8,135 | | | | | | |

DOMINANT ACORN GROUP - HOUSEHOLDS

© 2024 CACI Limited and all other applicable third party notices (Acorn) can be found at www.caci.co.uk/copyrightnotices.pdf

Source: OS Open Data 2018

Area: P01364_Retired Soldier, Malvern, WR14 1PD (1 Mile contour)



- Dominant Acorn Category
- % Affluent Achievers
- % Rising Prosperity
- % Comfortable Communities
- % Financially Stretched
- % Urban Adversity
- Dominant Acorn Group

- Acorn Groups**
- 1.A Lavish Lifestyles
 - 1.B Executive Wealth
 - 1.C Mature Money
 - 2.D City Sophisticates
 - 2.E Career Climbers
 - 3.F Countryside Communities
 - 3.G Successful Suburbs
 - 3.H Steady Neighbourhoods
 - 3.I Comfortable Seniors
 - 3.J Starting Out
 - 4.K Student Life
 - 4.L Modest Means
 - 4.M Striving Families
 - 4.N Poorer Pensioners
 - 5.O Young Hardship
 - 5.P Struggling Estates
 - 5.Q Difficult Circumstances
 - 6.R Not Private Households
- Area boundary

ACORN - WHAT IS IT?

© 2024 CACI Limited and all other applicable third party notices (Acorn) can be found at www.caci.co.uk/copyrightnotices.pdf



6 CATEGORIES 18 GROUPS 62 TYPES

| | | |
|----------------------------|----------------------------|-------|
| 1. Affluent Achievers | A. Lavish Lifestyles | 1-3 |
| | B. Executive Wealth | 4-9 |
| | C. Mature Money | 10-13 |
| 2. Rising Prosperity | D. City Sophisticates | 14-17 |
| | E. Career Climbers | 18-20 |
| | F. Countryside Communities | 21-23 |
| | G. Successful Suburbs | 24-26 |
| | H. Steady Neighbourhoods | 27-29 |
| | I. Comfortable Seniors | 30-31 |
| | J. Starting Out | 32-33 |
| 3. Comfortable Communities | K. Student Life | 34-36 |
| | L. Modest Means | 37-40 |
| | M. Striving Families | 41-44 |
| | N. Poorer Pensioners | 45-48 |
| 4. Financially Stretched | O. Young Hardship | 49-51 |
| | P. Struggling Estates | 52-56 |
| | Q. Difficult Circumstances | 57-59 |
| 5. Urban Adversity | R. Not Private Households | 60-62 |
| 6. Not Private Households | | |

1 Affluent Achievers

Age range: **55+**

Financial situation: Running into debt ↔ Saving a lot

Children at home: **0**

House type: **Detached**

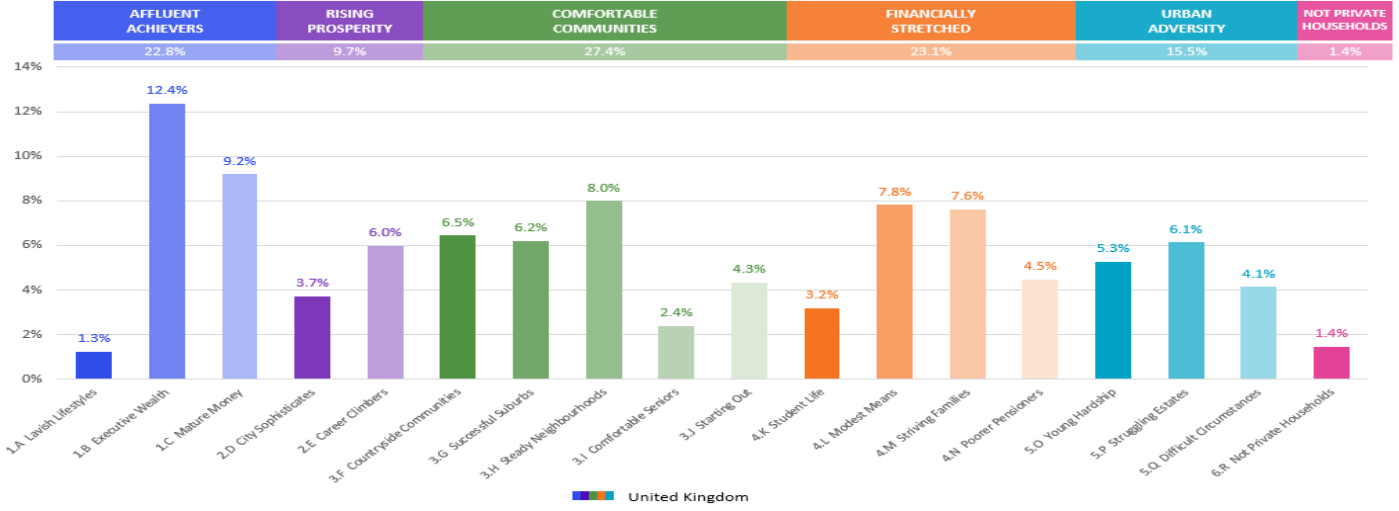
House tenure: **Owned outright**

Number of beds: **4+**

These are some of the most financially successful people in the UK. They live in affluent, high status areas of the country. They are healthy, wealthy and confident consumers.

Acorn Groups within Category 1: Affluent Achievers

- A. Lavish Lifestyles: 6%
- B. Executive Wealth: 54%
- C. Mature Money: 40%



MAP OF AREA

© 2024 CACI Limited and all other applicable third party notices can be found at www.caci.co.uk/copyrightnotices.pdf

Source: OS Open Data 2018

Area: P01364_Retired Soldier, Malvern, WR14 1PD (1 Mile contour)

