

CGA LICENCED PREMISES

© 2024 CACI Limited and all other applicable third party notices (CGA) can be found at www.caci.co.uk/copyrightnotices.pdf

Area: P01286_Queens Arms, Liverpool, L8 4QN (1)
 Base: Great Britain
 Year: 2023

Licence Type	Profile	Per 1000 Pop (Area)	Per 1000 Pop (Base)	Index	0	100	200
Pubs & Full On	33	70.5	81.7	86			
Proprietary Club	1	2.1	7.3	29			
Registered Club	7	14.9	28.2	53			
Restaurant	13	27.8	32.1	86			
Residential	0	0.0	2.7	0			

Name	Description	License Type	Owner Name	Postcode
Sefton Park Bowling Club	Independent Free	Registered Club	Independent Free	L 17 1AP
Sefton Cricket Club	Independent Free	Registered Club	Independent Free	L 17 1AP
Mersey Bowmen Club	Independent Free	Registered Club	Independent Free	L 17 1AP
Hallmark Hotel	Hallmark Hotels	Pubs & Full On	Hallmark Hotels	L 17 3AA
Aigburth Cricket Club	Independent Free	Registered Club	Independent Free	L 17 7BQ
Marantos	Independent Free	Restaurant	Independent Free	L 17 8UP
Keiths Wine Bar	Independent Free	Pubs & Full On	Independent Free	L 17 8UR
Lodge	Old Rope Walks Ltd	Pubs & Full On	Star Pubs & Bars	L 17 8US
Bookbinder	Independent Free	Pubs & Full On	Independent Free	L 17 8US
Albert Hotel	Stonegate Pub Company	Pubs & Full On	Stonegate Pub Company	L 17 8UU
Que Pasa Cantina	Independent Free	Restaurant	Independent Free	L 17 8UU
Chy Restaurant	Independent Free	Restaurant	Independent Free	L 17 8UW
Britannia Inn	Mitchells & Butlers	Pubs & Full On	Mitchells & Butlers	L 3 4AZ
Queens Arms	Admiral Taverns Ltd	Pubs & Full On	Admiral Taverns Ltd	L 8 4QN
Bleak House Hotel	Admiral Taverns Ltd	Pubs & Full On	Admiral Taverns Ltd	L 8 4RN
Anglesea	Independent Free	Pubs & Full On	Independent Free	L 8 4TW
Coburg	Star Pubs & Bars	Pubs & Full On	Star Pubs & Bars	L 8 5RE
Tank Rooms	Independent Free	Pubs & Full On	Independent Free	L 8 5RE
Brewery Tap	Cains Beer Company	Pubs & Full On	Cains Beer Company	L 8 5XJ
Globe	Admiral Taverns Ltd	Pubs & Full On	Admiral Taverns Ltd	L 8 6SH
Peter Kavanaghs	Stonegate Pub Company	Pubs & Full On	Stonegate Pub Company	L 8 7LY
Mount Carmel Parish Centre	Independent Free	Registered Club	Independent Free	L 8 8DX
Chaplins Bar	*Other Small Retail Groups	Pubs & Full On	*Other Small Retail Groups	L 8 0QQ
Southern Memorial Hall	Independent Free	Registered Club	Independent Free	L 8 6QR
Royal Navy Headquarters	Independent Free	Registered Club	Independent Free	L 3 4DZ
Bar 25	*Other Small Retail Groups	Pubs & Full On	*Other Small Retail Groups	L 17 8UW
Chung Ku Restaurant	Independent Free	Restaurant	Independent Free	L 3 4DB
Nuffield Health Fitness & Wellbeing Cen	Cannons Group Ltd	Proprietary Club	Cannons Group Ltd	L 3 4EN
Boundary	Independent Free	Pubs & Full On	Independent Free	L 7 4JG
Old School House	Independent Free	Pubs & Full On	Independent Free	L 17 8UU
Bier	Independent Free	Pubs & Full On	Independent Free	L 17 8UU
Milo Lounge	Loungers	Pubs & Full On	Loungers	L 17 8UU
Taj Lark Lane	Independent Free	Restaurant	Independent Free	L 17 8UW
Rhubarb	Independent Free	Restaurant	Independent Free	L 17 8UW
Florrie	Independent Free	Pubs & Full On	Independent Free	L 8 4RF
Yum Cha	Independent Free	Restaurant	Independent Free	L 17 8UP
Al Dente	Independent Free	Restaurant	Independent Free	L 17 8UN
Elif Turkish Bbq Restaurant	Independent Free	Restaurant	Independent Free	L 17 8US
Ghetto Golf	Ghetto Golf Ltd	Pubs & Full On	Ghetto Golf Ltd	L 8 5XJ
Mountford Hotel	Independent Free	Pubs & Full On	Independent Free	L 8 3SQ
Dockleaf	Independent Free	Pubs & Full On	Independent Free	L 8 5RE
Peaky Blinders	Independent Free	Pubs & Full On	Independent Free	L 8 5XJ
Punch Tarmey's	Mikhail Hotels And Leisure Holdings Ltd	Pubs & Full On	Mikhail Hotels And Leisure Holdir	L 8 5XJ
Bongos Bungalow	Independent Free	Pubs & Full On	Independent Free	L 8 5RE
Punch Tarmey's	Independent Free	Pubs & Full On	Independent Free	L 8 5SD
Baltic Market	Independent Free	Pubs & Full On	Independent Free	L 8 5XJ
Pomelo	Independent Free	Pubs & Full On	Independent Free	L 8 5XJ
Content	Independent Free	Pubs & Full On	Independent Free	L 8 5RU
Hafla Hafla	Independent Free	Restaurant	Independent Free	L 17 8UP
Polidor	Independent Free	Pubs & Full On	Independent Free	L 17 8UP
Churrasco	Independent Free	Restaurant	Independent Free	L 17 8XW
Hippie Chic	Independent Free	Pubs & Full On	Independent Free	L 8 5XJ
La Parrilla	Independent Free	Restaurant	Independent Free	L 17 8UU

CGA LICENCED PREMISES

© 2024 CACI Limited and all other applicable third party notices (CGA) can be found at www.caci.co.uk/copyrightnotices.pdf

Area: P01286_Queens Arms, Liverpool, L8 4QN (1)
 Base: Great Britain
 Year: 2023

Licence Type	Profile	Per 1000 Pop (Area)	Per 1000 Pop (Base)	Index	0	100	200
Pubs & Full On	33	70.5	81.7	86			
Proprietary Club	1	2.1	7.3	29			
Registered Club	7	14.9	28.2	53			
Restaurant	13	27.8	32.1	86			
Residential	0	0.0	2.7	0			

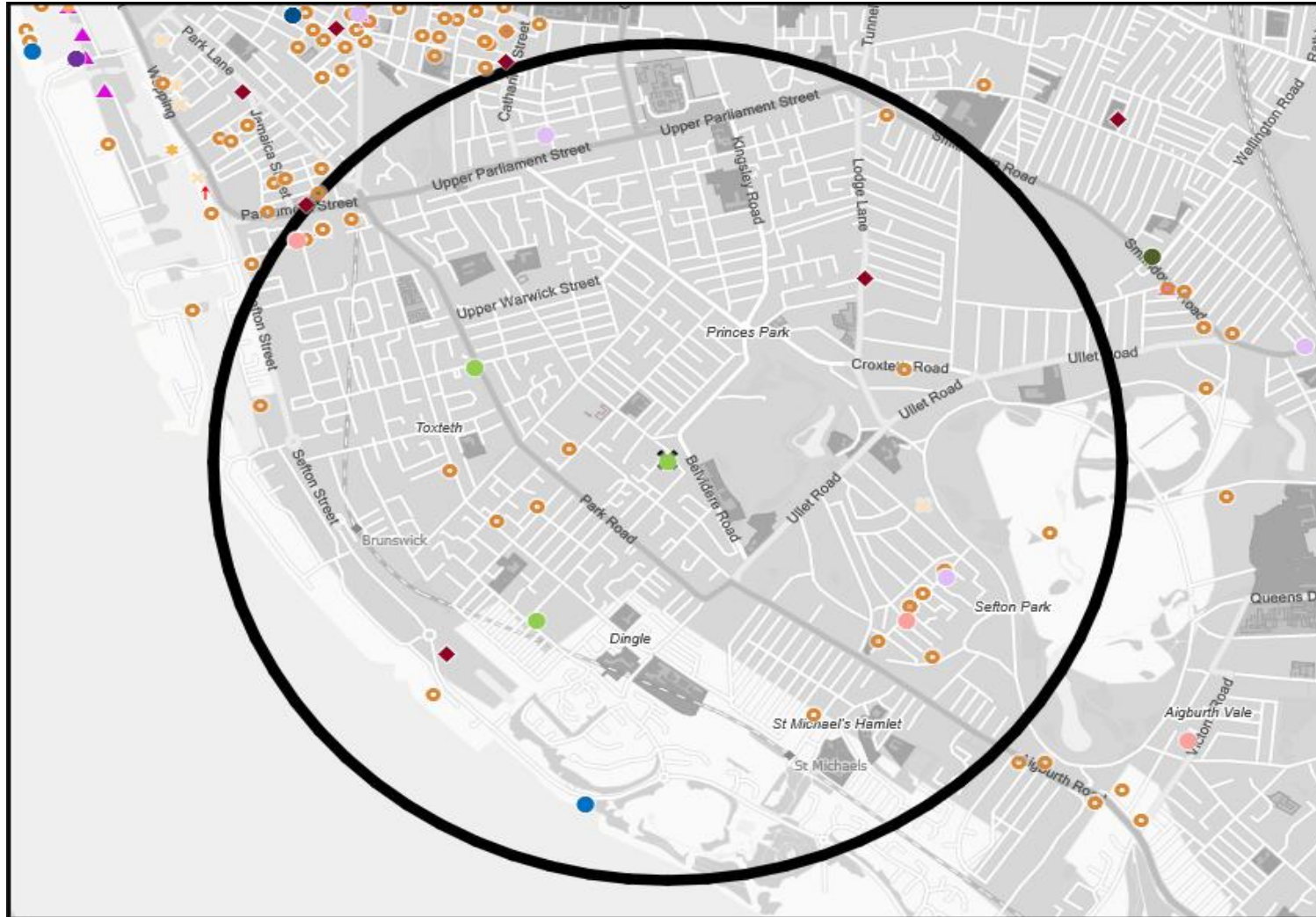
Name	Description	License Type	Owner Name	Postcode
Tank Room	Independent Free	Restaurant	Independent Free	L 8 5XJ

MAP OF AREA

© 2024 CACI Limited and all other applicable third party notices (CGA) can be found at www.caci.co.uk/copyrightnotices.pdf

Source: OS Open Data 2018

Area: P01286_Queens Arms, Liverpool, L8 4QN (1 Mile contour)



KEY

- Large pub co's & bars
 - Admiral Taverns Ltd
 - Ei Group
 - Greene King
 - Marston's
 - Mitchells & Butlers
 - Punch Pub Company
 - Stonegate Pub Company
 - Star Pubs & Bars
 - Wetherspoon
 - Whitbread
 - Shepherd Neame
- Small to medium pub co's & bars
- Family Brewers with pubs
- Hotels
- Restaurants
- Leisure
- Independent
- Other
- Site Location
- Boundary

ACORN CATEGORY PROFILE - HOUSEHOLDS

© 2024 CACI Limited and all other applicable third party notices (Acorn) can be found at www.caci.co.uk/copyrightnotices.pdf

Area: P01286_Queens Arms, Liverpool, L8 4QN (1 Mile contour)
Base: Great Britain
Year: 2023

Acorn Category Description	Area Profile	% for Area	% for Base	Index 0	100	200
1 Affluent Achievers	295	1.2	22.1	6		
2 Rising Prosperity	4,098	17.2	10.2	169		
3 Comfortable Communities	1,668	7.0	26.5	26		
4 Financially Stretched	4,527	19.0	23.7	80		
5 Urban Adversity	13,086	55.1	17.2	320		
6 Not Private Households	94	0.4	0.3	115		
Total households		23,768				



Graph

Acorn Category Pen Portrait

6 Not Private Households
790k
1.5%

UK Adults of UK

These are postcodes where the bulk of the residents are not living in private households.

The category forms a single group, R: Not private households, which is sub-divided into three types:

60 Active communal population –
 Generally this is accommodation that may be unoccupied for part of the year, or where the people living in the accommodation regularly change. Other active communal accommodation might include hostels, children’s homes, refuges and local authority accommodation for travellers.

61 Inactive communal population –
 These people may be in communal establishments but unlikely to be active consumers. This includes care homes, hospitals, and other medical or nursing establishments where due to their health, the residents are unlikely to get out and about to function as regular consumers. It also includes prisons.

62 Business areas without resident population –
 These are postcodes where we believe there is no regular resident population. An example of this might be a business or industrial park.

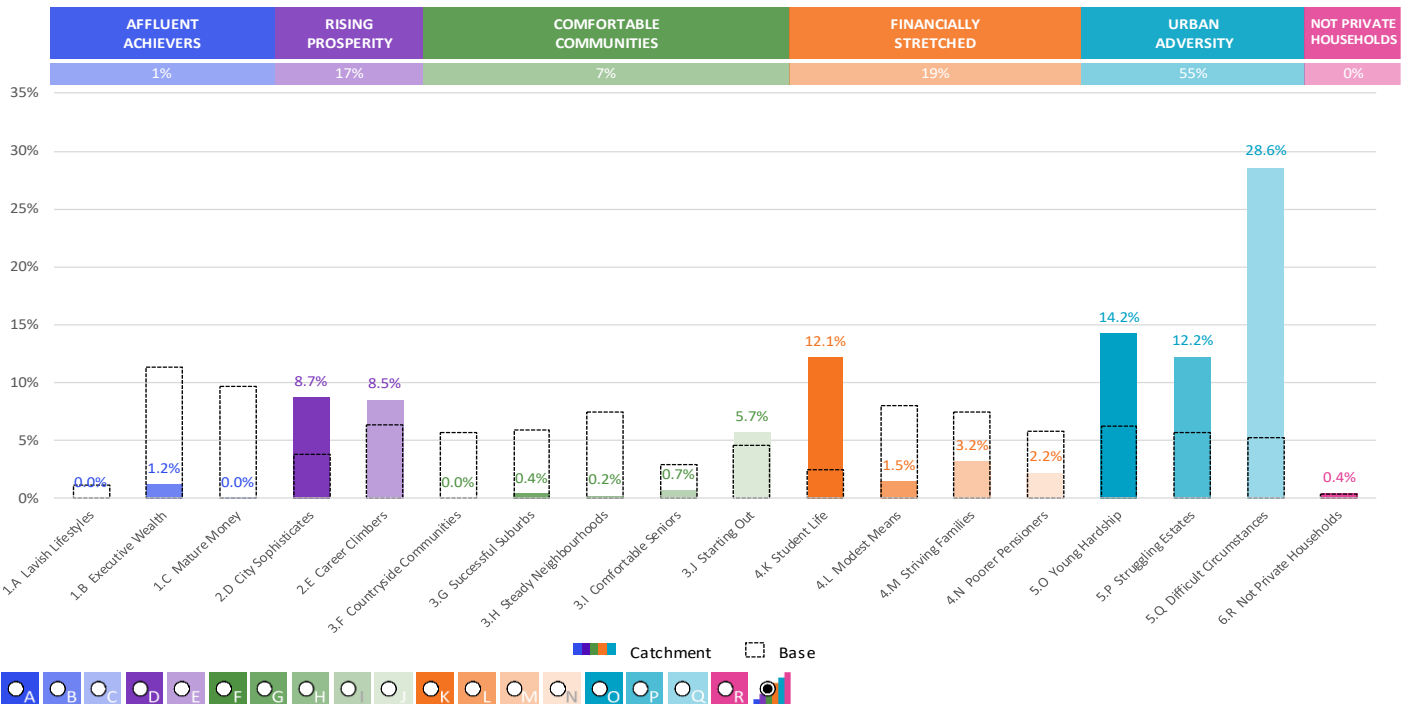
ACORN GROUP PROFILE - HOUSEHOLDS

© 2024 CACI Limited and all other applicable third party notices (Acorn) can be found at www.caci.co.uk/copyrightnotices.pdf

Area: P01286_Queens Arms, Liverpool, L8 4QN (1 Mile contour)
Base: Great Britain
Year: 2023

Acorn Group Description	Area Profile	% for Area	% for Base	Index	0	100	200
1. Affluent Achievers							
1.A Lavish Lifestyles	0	0.0	1.1	0			
1.B Executive Wealth	292	1.2	11.3	11			
1.C Mature Money	3	0.0	9.6	0			
2. Rising Prosperity							
2.D City Sophisticates	2,066	8.7	3.8	228			
2.E Career Climbers	2,032	8.5	6.4	134			
3. Comfortable Communities							
3.F Countryside Communities	0	0.0	5.7	0			
3.G Successful Suburbs	86	0.4	6.0	6			
3.H Steady Neighbourhoods	55	0.2	7.4	3			
3.I Comfortable Seniors	167	0.7	2.9	25			
3.J Starting Out	1,360	5.7	4.6	126			
4. Financially Stretched							
4.K Student Life	2,885	12.1	2.5	484			
4.L Modest Means	356	1.5	8.0	19			
4.M Striving Families	759	3.2	7.4	43			
4.N Poorer Pensioners	527	2.2	5.8	38			
5. Urban Adversity							
5.O Young Hardship	3,382	14.2	6.3	228			
5.P Struggling Estates	2,903	12.2	5.7	214			
5.Q Difficult Circumstances	6,801	28.6	5.2	546			
6. Not Private Households							
6.R Not Private Households	94	0.4	0.3	115			
Total households	23,768						

Acorn Group Graph



CATEGORY	GROUP	TYPE	MAP	WHAT IS ACORN?
----------	-------	------	-----	----------------

ACORN TYPE PROFILE - HOUSEHOLDS

© 2024 CACI Limited and all other applicable third party notices (Acorn) can be found at www.caci.co.uk/copyrightnotices.pdf

Area: P01286_Queens Arms, Liverpool, L8 4QN (1 Mile contour)
 Base: Great Britain
 Year: 2023

Sort by: Corn Structure
 Index
 Profile %

Acorn Type Description	Area Profile	% for Area	% for Base	Index	0	100	200
1. Affluent Achievers							
1.A Lavish Lifestyles							
1.A.1 Exclusive enclaves	0	0.0	0.1	0			
1.A.2 Metropolitan money	0	0.0	0.1	0			
1.A.3 Large house luxury	0	0.0	0.9	0			
1.B Executive Wealth							
1.B.4 Asset rich families	42	0.2	2.6	7			
1.B.5 Wealthy countryside commuters	0	0.0	2.5	0			
1.B.6 Financially comfortable families	84	0.4	2.2	16			
1.B.7 Affluent professionals	166	0.7	0.9	82			
1.B.8 Prosperous suburban families	0	0.0	1.5	0			
1.B.9 Well-off edge of towners	0	0.0	1.6	0			
1.C Mature Money							
1.C.10 Better-off villagers	0	0.0	3.1	0			
1.C.11 Settled suburbia, older people	0	0.0	2.8	0			
1.C.12 Retired and empty nesters	1	0.0	2.5	0			
1.C.13 Upmarket downsizers	2	0.0	1.3	1			
2. Rising Prosperity							
2.D City Sophisticates							
2.D.14 Townhouse cosmopolitans	59	0.2	0.7	35			
2.D.15 Younger professionals in smaller flats	0	0.0	1.5	0			
2.D.16 Metropolitan professionals	0	0.0	0.7	0			
2.D.17 Socialising young renters	2,007	8.4	1.0	874			
2.E Career Climbers							
2.E.18 Career driven young families	0	0.0	2.0	0			
2.E.19 First time buyers in small, modern homes	1,951	8.2	3.4	242			
2.E.20 Mixed metropolitan areas	81	0.3	1.0	34			
3. Comfortable Communities							
3.F Countryside Communities							
3.F.21 Farms and cottages	0	0.0	1.5	0			
3.F.22 Older couples and families in rural areas	0	0.0	1.0	0			
3.F.23 Owner occupiers in small towns and villages	0	0.0	3.2	0			
3.G Successful Suburbs							
3.G.24 Comfortably-off families in modern housing	85	0.4	2.7	13			
3.G.25 Larger family homes, multi-ethnic areas	1	0.0	0.8	1			
3.G.26 Semi-professional families, owner occupied neighbourhoods	0	0.0	2.4	0			
3.H Steady Neighbourhoods							
3.H.27 Suburban semis, conventional attitudes	0	0.0	3.5	0			
3.H.28 Owner occupied terraces, average income	55	0.2	1.6	14			
3.H.29 Established suburbs, older families	0	0.0	2.3	0			
3.I Comfortable Seniors							
3.I.30 Older people, neat and tidy neighbourhoods	154	0.6	2.4	27			
3.I.31 Elderly singles in purpose-built accommodation	13	0.1	0.5	11			
3.J Starting Out							
3.J.32 Educated families in terraces, young children	1,360	5.7	2.2	266			
3.J.33 Smaller houses and starter homes	0	0.0	2.4	0			
4. Financially Stretched							
4.K Student Life							
4.K.34 Student flats and halls of residence	135	0.6	0.3	170			
4.K.35 Term-time terraces	0	0.0	0.2	0			
4.K.36 Educated young people in flats and tenements	2,750	11.6	1.9	602			
4.L Modest Means							
4.L.37 Low cost flats in suburban areas	189	0.8	1.4	55			
4.L.38 Semi-skilled workers in traditional neighbourhoods	18	0.1	2.6	3			
4.L.39 Fading owner occupied terraces	149	0.6	2.9	21			
4.L.40 High occupancy terraces, culturally diverse family areas	0	0.0	1.0	0			
4.M Striving Families							
4.M.41 Labouring semi-rural estates	0	0.0	1.6	0			
4.M.42 Struggling young families in post-war terraces	56	0.2	1.6	14			
4.M.43 Families in right-to-buy estates	20	0.1	2.0	4			
4.M.44 Post-war estates, limited means	683	2.9	2.2	132			
4.N Poorer Pensioners							
4.N.45 Pensioners in social housing, semis and terraces	0	0.0	0.8	0			
4.N.46 Elderly people in social rented flats	216	0.9	1.0	88			
4.N.47 Low income older people in smaller semis	17	0.1	2.2	3			
4.N.48 Pensioners and singles in social rented flats	294	1.2	1.7	72			
5. Urban Adversity							
5.O Young Hardship							
5.O.49 Young families in low cost private flats	414	1.7	2.2	80			
5.O.50 Struggling younger people in mixed tenure	934	3.9	1.8	218			
5.O.51 Young people in small, low cost terraces	2,034	8.6	2.3	378			
5.P Struggling Estates							
5.P.52 Poorer families, many children, terraced housing	1,678	7.1	1.6	452			
5.P.53 Low income terraces	36	0.2	0.8	18			
5.P.54 Multi-ethnic, purpose-built estates	685	2.9	1.0	295			
5.P.55 Deprived and ethnically diverse in flats	69	0.3	0.7	39			
5.P.56 Low income large families in social rented semis	435	1.8	1.6	114			
5.Q Difficult Circumstances							
5.Q.57 Social rented flats, families and single parents	299	1.3	1.5	83			
5.Q.58 Singles and young families, some receiving benefits	3,891	16.4	1.8	929			
5.Q.59 Deprived areas and high-rise flats	2,611	11.0	2.0	558			
6. Not Private Households							
6.R Not Private Households							
6.R.60 Active communal population	30	0.1	0.1	212			
6.R.61 Inactive communal population	64	0.3	0.3	95			
6.R.62 Business areas without resident population	0	0	0	0			
Total households	23,768						

CATEGORY GROUP TYPE **MAP** WHAT IS ACORN?

DOMINANT ACORN GROUP - HOUSEHOLDS

© 2024 CACI Limited and all other applicable third party notices (Acorn) can be found at www.caci.co.uk/copyrightnotices.pdf

Source: OS Open Data 2018

Area: P01286_Queens Arms, Liverpool, L8 4QN (1 Mile contour)



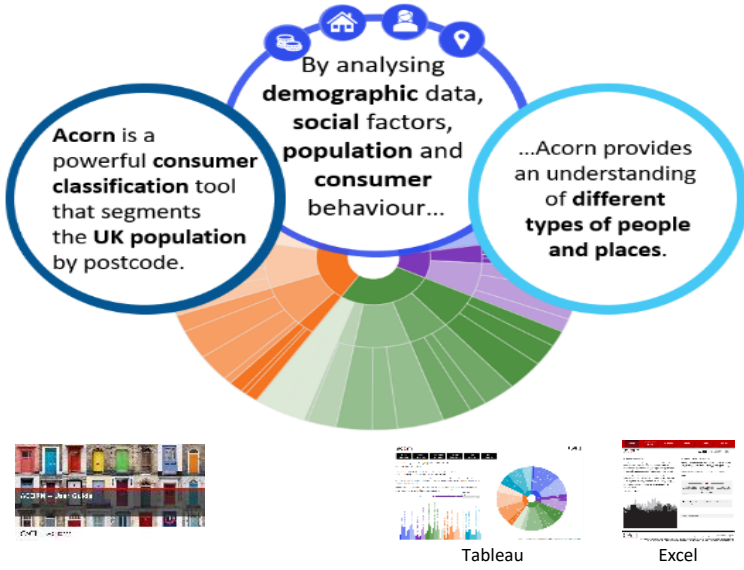
- Dominant Acorn Category
- % Affluent Achievers
- % Rising Prosperity
- % Comfortable Communities
- % Financially Stretched
- % Urban Adversity
- Dominant Acorn Group

- Acorn Groups**
- 1.A Lavish Lifestyles
 - 1.B Executive Wealth
 - 1.C Mature Money
 - 2.D City Sophisticates
 - 2.E Career Climbers
 - 3.F Countryside Communities
 - 3.G Successful Suburbs
 - 3.H Steady Neighbourhoods
 - 3.I Comfortable Seniors
 - 3.J Starting Out
 - 4.K Student Life
 - 4.L Modest Means
 - 4.M Striving Families
 - 4.N Poorer Pensioners
 - 5.O Young Hardship
 - 5.P Struggling Estates
 - 5.Q Difficult Circumstances
 - 6.R Not Private Households

Area boundary

ACORN - WHAT IS IT?

© 2024 CACI Limited and all other applicable third party notices (Acorn) can be found at www.caci.co.uk/copyrightnotices.pdf



6 CATEGORIES 18 GROUPS 62 TYPES

1. Affluent Achievers	A. Lavish Lifestyles	1-3
	B. Executive Wealth	4-9
	C. Mature Money	10-13
2. Rising Prosperity	D. City Sophisticates	14-17
	E. Career Climbers	18-20
	F. Countryside Communities	21-23
	G. Successful Suburbs	24-26
	H. Steady Neighbourhoods	27-29
	I. Comfortable Seniors	30-31
	J. Starting Out	32-33
3. Comfortable Communities	K. Student Life	34-36
	L. Modest Means	37-40
	M. Striving Families	41-44
	N. Poorer Pensioners	45-48
4. Financially Stretched	O. Young Hardship	49-51
	P. Struggling Estates	52-56
	Q. Difficult Circumstances	57-59
5. Urban Adversity	R. Not Private Households	60-62
6. Not Private Households		

1 Affluent Achievers

Age range: **55+**

Financial situation: Running into debt ↔ Saving a lot

Children at home: **0**

House type: **Detached**

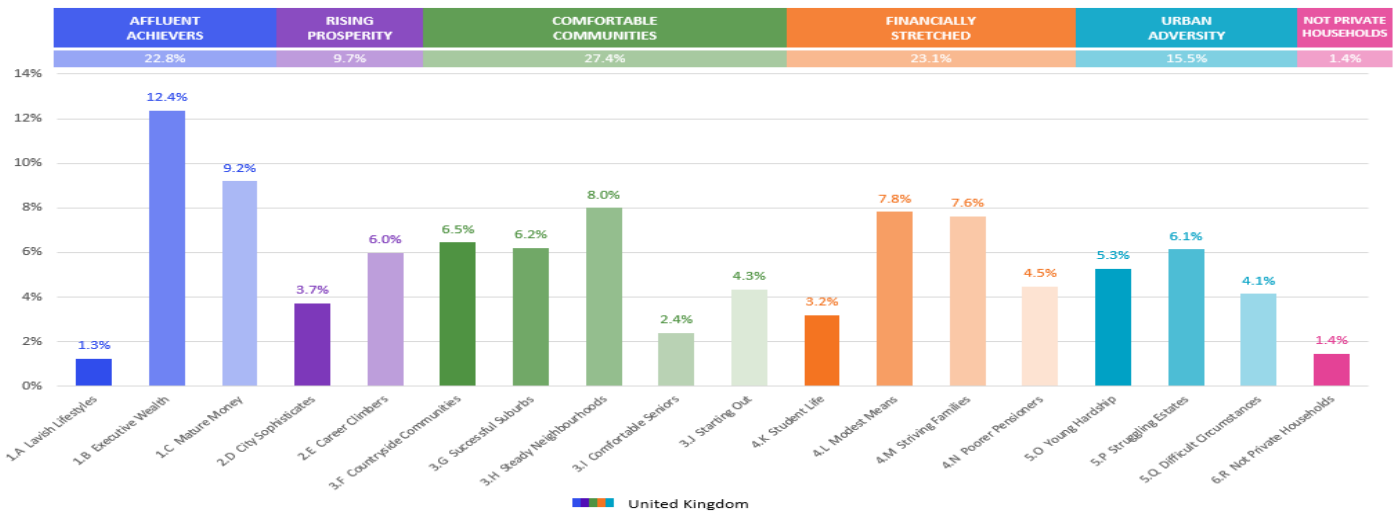
House tenure: **Owned outright**

Number of beds: **4+**

These are some of the most financially successful people in the UK. They live in affluent, high status areas of the country. They are healthy, wealthy and confident consumers.

Acorn Groups within Category 1: Affluent Achievers

- A. Lavish Lifestyles: 6%
- B. Executive Wealth: 54%
- C. Mature Money: 40%



MAP OF AREA

© 2024 CACI Limited and all other applicable third party notices can be found at www.caci.co.uk/copyrightnotices.pdf

Source: OS Open Data 2018

Area: P01286_Queens Arms, Liverpool, L8 4QN (1 Mile contour)

