

# CGA LICENCED PREMISES

© 2024 CACI Limited and all other applicable third party notices (CGA) can be found at [www.caci.co.uk/copyrightnotices.pdf](http://www.caci.co.uk/copyrightnotices.pdf)

Area: P04391\_Park Tavern, Gosport, PO12 2HH (1)  
 Base: Great Britain  
 Year: 2023

Licence Type	Profile	Per 1000 Pop (Area)	Per 1000 Pop (Base)	Index	0	100	200
Pubs & Full On	24	93.0	81.7	<b>114</b>			
Proprietary Club	4	15.5	7.3	<b>213</b>			
Registered Club	18	69.8	28.2	<b>248</b>			
Restaurant	8	31.0	32.1	97			
Residential	0	0.0	2.7	0			

Name	Description	License Type	Owner Name	Postcode
Stokes Bay Sail Club	Independent Free	Registered Club	Independent Free	PO12 2BL
Clarence Tavern	Punch Pub Company	Pubs & Full On	Punch Pub Company	PO12 1BB
Masonic Hall	Independent Free	Registered Club	Independent Free	PO12 1BB
Fox	Admiral Taverns Ltd	Pubs & Full On	Admiral Taverns Ltd	PO12 1BD
Gosport Conservative Club	Independent Free	Registered Club	Independent Free	PO12 1NG
Gosport Pool Arena	Independent Free	Proprietary Club	Independent Free	PO12 1BX
Nelsons Bar	Star Pubs & Bars	Pubs & Full On	Star Pubs & Bars	PO12 1DF
Great Wall Chinese Restaurant	Independent Free	Restaurant	Independent Free	PO12 1DS
George & Dragon	*Other Small Retail Groups	Pubs & Full On	*Other Small Retail Groups	PO12 1ES
T & J Chinese Restaurant	Independent Free	Restaurant	Independent Free	PO12 1HA
Victorians	Independent Free	Restaurant	Independent Free	PO12 1HB
Olivers Bar	Admiral Taverns Ltd	Pubs & Full On	Admiral Taverns Ltd	PO12 1JB
Queens Hotel	Independent Free	Pubs & Full On	Independent Free	PO12 1LG
Queens Club	Independent Free	Registered Club	Independent Free	PO12 1LF
New Bengal Pakistan Restaurant	Independent Free	Restaurant	Independent Free	PO12 1LS
Suphawadi Thai Cuisine	Independent Free	Restaurant	Independent Free	PO12 1LS
Stoke Snooker Club	Independent Free	Proprietary Club	Independent Free	PO12 1LT
Eagle	Admiral Taverns Ltd	Pubs & Full On	Admiral Taverns Ltd	PO12 1PQ
Mayfair Snooker Club	Independent Free	Proprietary Club	Independent Free	PO12 1SD
White Hart	Greene King	Pubs & Full On	Greene King	PO12 1SE
Gosport Stokes Bay Golf Club	Independent Free	Registered Club	Independent Free	PO12 2AT
Anglesey Hotel	Independent Free	Pubs & Full On	Independent Free	PO12 2DH
Rafa Club Gosport	Independent Free	Registered Club	Independent Free	PO12 2JE
Alverstoke Lawn Tennis Club	Independent Free	Registered Club	Independent Free	PO12 2ES
Park Tavern	Admiral Taverns Ltd	Pubs & Full On	Admiral Taverns Ltd	PO12 2HH
Gosport & Fareham Rugby Club	Independent Free	Registered Club	Independent Free	PO12 2HE
Old Lodge Hotel	Independent Free	Pubs & Full On	Independent Free	PO12 2JX
Village Home	Stonegate Pub Company	Pubs & Full On	Stonegate Pub Company	PO12 2LD
Little Palace Chinese Restaurant	Independent Free	Restaurant	Independent Free	PO12 2LD
Pebble Beach	Independent Free	Restaurant	Independent Free	PO12 2BL
Foresters Arms	Admiral Taverns Ltd	Pubs & Full On	Admiral Taverns Ltd	PO12 3JX
Junction Tavern	Unknown	Pubs & Full On	Unknown	PO12 3ND
Gipsy Queen	Stonegate Pub Company	Pubs & Full On	Stonegate Pub Company	PO12 3NW
Gosport Community Association	Independent Free	Registered Club	Independent Free	PO12 3PX
Gosport Borough Cricket Club	Independent Free	Registered Club	Independent Free	PO12 3SX
Trafalgar Inn	Admiral Taverns Ltd	Pubs & Full On	Admiral Taverns Ltd	PO12 3UU
Five Alls	Admiral Taverns Ltd	Pubs & Full On	Admiral Taverns Ltd	PO12 4TD
Fighting Cocks	Wadworth & Co Ltd	Pubs & Full On	Wadworth & Co Limited	PO12 2AJ
Hm Prison Staff Social Club	Independent Free	Registered Club	Independent Free	PO12 2AW
No.1 Military Training Establishment	Independent Free	Registered Club	Independent Free	PO12 2AT
Gosport Bowling Club	Independent Free	Registered Club	Independent Free	PO12 2DX
Star	Wetherspoons GB	Pubs & Full On	Wetherspoons GB	PO12 1DF
Institute Of Naval Medicine	Independent Free	Registered Club	Independent Free	PO12 2DL
Emmas Nightclub	Independent Free	Proprietary Club	Independent Free	PO12 1DF
Lakeside Cafe And Bar	Independent Free	Pubs & Full On	Independent Free	PO12 1FA
Haslar Club	Independent Free	Registered Club	Independent Free	PO12 2AA
Raob Club Gosport	Independent Free	Registered Club	Independent Free	PO12 1LS
Royal Navy Submarine Museum	Independent Free	Pubs & Full On	Independent Free	PO12 2AS
Gosport & District Angling Club	Independent Free	Registered Club	Independent Free	PO12 2TR
Blockhouse Site Office 86180001 Bunzl	Independent Free	Pubs & Full On	Independent Free	PO12 2AE
Gosport Football Club	Independent Free	Registered Club	Independent Free	PO12 3SX
Four-Ale Taproom	Independent Free	Pubs & Full On	Independent Free	PO12 1LS
Travelodge	Dubai International Capital	Pubs & Full On	Dubai International Capital	PO12 1BX

# CGA LICENCED PREMISES

© 2024 CACI Limited and all other applicable third party notices (CGA) can be found at [www.caci.co.uk/copyrightnotices.pdf](http://www.caci.co.uk/copyrightnotices.pdf)

Area: P04391\_Park Tavern, Gosport, PO12 2HH (1)  
 Base: Great Britain  
 Year: 2023

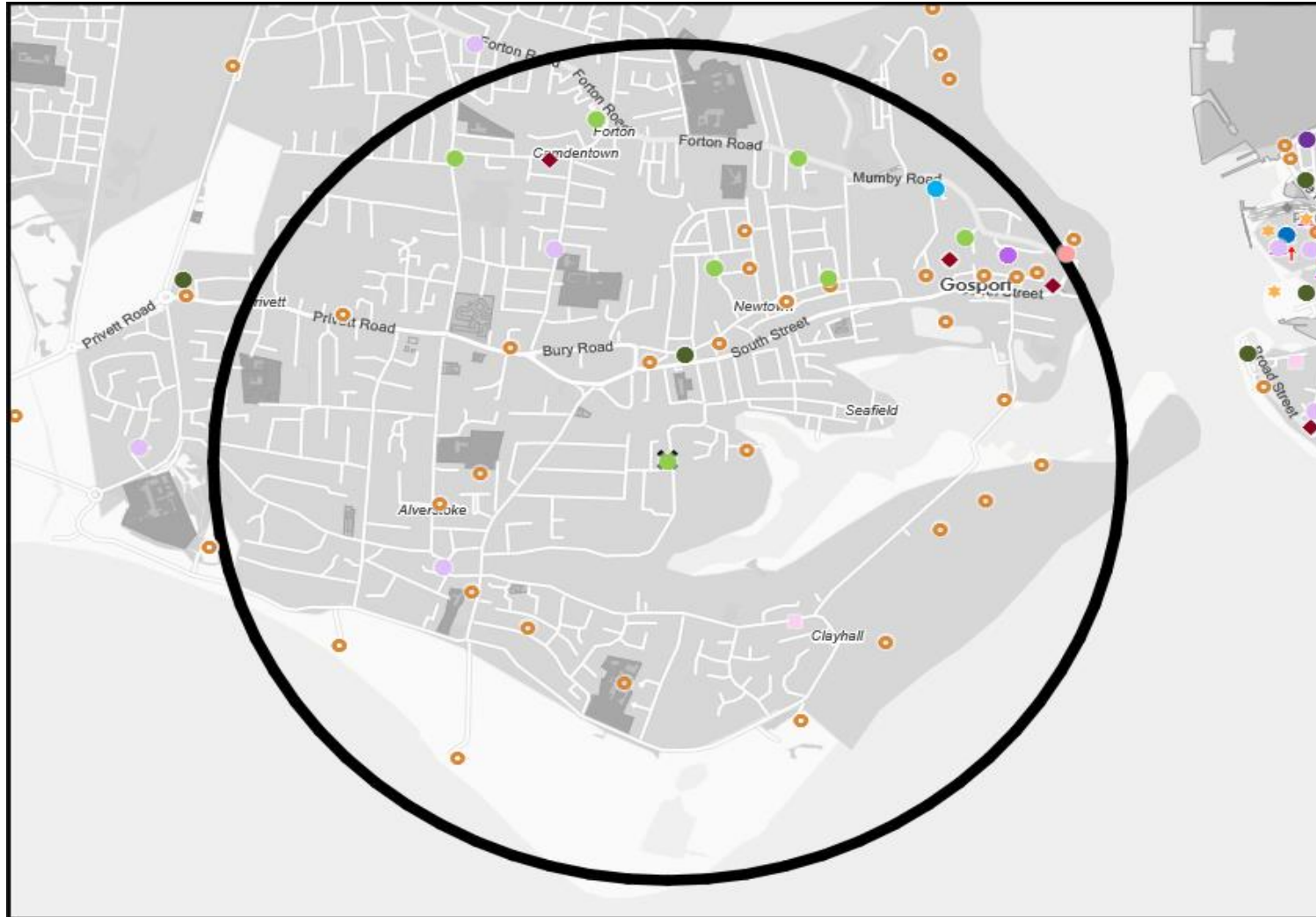
Licence Type	Profile	Per 1000 Pop (Area)	Per 1000 Pop (Base)	Index	0	100	200
Pubs & Full On	24	93.0	81.7	<b>114</b>			
Proprietary Club	4	15.5	7.3	<b>213</b>			
Registered Club	18	69.8	28.2	<b>248</b>			
Restaurant	8	31.0	32.1	97			
Residential	0	0.0	2.7	0			

Name	Description	License Type	Owner Name	Postcode
Creek At Haslar Marina	Independent Free	Restaurant	Independent Free	PO12 1NU

# MAP OF AREA

© 2024 CACI Limited and all other applicable third party notices (CGA) can be found at [www.caci.co.uk/copyrightnotices.pdf](http://www.caci.co.uk/copyrightnotices.pdf)  
 Source: OS Open Data 2018

Area: P04391\_Park Tavern, Gosport, PO12 2HH (1 Mile contour)



**KEY**

- Large pub co's & bars**
- Admiral Taverns Ltd
- Ei Group
- Greene King
- Marston's
- Mitchells & Butlers
- Punch Pub Company
- Stonegate Pub Company
- Star Pubs & Bars
- Wetherspoon
- Whitbread
- Shepherd Neame
- Small to medium pub co's & bars**
- Family Brewers with pubs
- ✕ Hotels
- ★ Restaurants
- ↑ Leisure
- Independent
- ◆ Other
- ✕ Site Location
- Boundary

### ACORN CATEGORY PROFILE - HOUSEHOLDS

© 2024 CACI Limited and all other applicable third party notices (Acorn) can be found at [www.caci.co.uk/copyrightnotices.pdf](http://www.caci.co.uk/copyrightnotices.pdf)

**Area:** P04391\_Park Tavern, Gosport, PO12 2HH (1 Mile contour)  
**Base:** Great Britain  
**Year:** 2023

Acorn Category Description	Area Profile	% for Area	% for Base	Index 0	100	200
1 Affluent Achievers	1,947	16.1	22.1	73		
2 Rising Prosperity	415	3.4	10.2	34		
3 Comfortable Communities	2,493	20.6	26.5	78		
4 Financially Stretched	2,614	21.6	23.7	91		
5 Urban Adversity	4,508	37.2	17.2	216		
6 Not Private Households	138	1.1	0.3	331		
Graph						
<b>Total households</b>	<b>12,115</b>					

#### Acorn Category Pen Portrait

**4 Financially Stretched** 12.2M UK Adults    23.1% of UK

**Age range**  
All ages

**Financial situation**  
Running into debt    Saving a lot

**Children at home**  
Mixed

**House type**  
Semi-detached or terraced

**House tenure**  
Social renting

**Number of beds**  
1-3

**Acorn Groups within Category 4: Financially Stretched**

- K Student Life 13%
- L Modest Means 34%
- M Striving Families 34%
- N Poorer Pensioners 20%

This category contains a mix of traditional areas of Britain, including social housing developments specifically for the elderly. It also includes student term-time areas.

ACORN GROUP PROFILE - HOUSEHOLDS

© 2024 CACI Limited and all other applicable third party notices (Acorn) can be found at www.caci.co.uk/copyrightnotices.pdf

Area: P04391\_Park Tavern, Gosport, PO12 2HH (1 Mile contour)  
 Base: Great Britain  
 Year: 2023

Acorn Group Description	Area Profile	% for Area	% for Base	Index 0	100	200
<b>1. Affluent Achievers</b>						
1.A Lavish Lifestyles	36	0.3	1.1	27	[Bar chart]	
1.B Executive Wealth	903	7.5	11.3	66	[Bar chart]	
1.C Mature Money	1,008	8.3	9.6	86	[Bar chart]	
<b>2. Rising Prosperity</b>						
2.D City Sophisticates	0	0.0	3.8	0	[Bar chart]	
2.E Career Climbers	415	3.4	6.4	54	[Bar chart]	
<b>3. Comfortable Communities</b>						
3.F Countryside Communities	33	0.3	5.7	5	[Bar chart]	
3.G Successful Suburbs	584	4.8	6.0	81	[Bar chart]	
3.H Steady Neighbourhoods	1,122	9.3	7.4	125	[Bar chart]	
3.I Comfortable Seniors	537	4.4	2.9	155	[Bar chart]	
3.J Starting Out	217	1.8	4.6	39	[Bar chart]	
<b>4. Financially Stretched</b>						
4.K Student Life	50	0.4	2.5	16	[Bar chart]	
4.L Modest Means	1,755	14.5	8.0	181	[Bar chart]	
4.M Striving Families	385	3.2	7.4	43	[Bar chart]	
4.N Poorer Pensioners	424	3.5	5.8	61	[Bar chart]	
<b>5. Urban Adversity</b>						
5.O Young Hardship	2,538	20.9	6.3	335	[Bar chart]	
5.P Struggling Estates	241	2.0	5.7	35	[Bar chart]	
5.Q Difficult Circumstances	1,729	14.3	5.2	272	[Bar chart]	
<b>6. Not Private Households</b>						
6.R Not Private Households	138	1.1	0.3	331	[Bar chart]	
<b>Total households</b>	<b>12,115</b>					

Acorn Group Pen Portrait

**4 M Striving Families** 4.1M UK Adults    7.8% of UK

**Struggling families on limited incomes in urban areas.** These low income families typically live on traditional low-rise estates. Relatively high numbers of children are typical and there may be high numbers of single parents.

**CORE DEMOGRAPHICS**

Age range <b>25-44</b>	Children at home <b>3+</b>
House tenure <b>Social renting</b>	Family structure <b>Single parent</b>
Number of beds <b>3</b>	House type <b>Semi-detached or terraced</b>

**FINANCIAL PROFILE**

Household income UK: <b>£33k</b> London: <b>£38k</b> <small>Average: £10k    Average: £16k</small>	% Disposable income UK: <b>41%</b> London: <b>35%</b> <small>Average: 43%    Average: 29%</small>	Financial situation Running into debt    Saving a lot
--	---	--

**BRANDS**

SHOPPING: PRIMARK    PEACOCKS    savers

LEISURE: BURGER KING    GREGGS

WEBSITES: ebay    sky    very    hotukdeals

**DIGITAL**

ATTITUDES

I worry about online security <b>58%</b> <small>UK average: 59%</small>	Shopping online makes my life easier <b>60%</b> <small>UK average: 62%</small>	I love the ease of using chat bots to get answers <b>29%</b> <small>UK average: 28%</small>
---	--	---

**TOP BEHAVIOURS**

Moderate internet use	Below average social media use – apart from TikTok	Use of Direct.Gov website
-----------------------	--	---------------------------

A B C D E F G H I J K L M N O P Q R

CATEGORY	GROUP	TYPE	MAP	WHAT IS ACORN?
----------	-------	------	-----	----------------

### ACORN TYPE PROFILE - HOUSEHOLDS

© 2024 CACI Limited and all other applicable third party notices (Acorn) can be found at [www.caci.co.uk/copyrightnotices.pdf](http://www.caci.co.uk/copyrightnotices.pdf)

Area: P04391\_Park Tavern, Gosport, PO12 2HH (1 Mile contour)  
 Base: Great Britain  
 Year: 2023

Sort by:  Corn Structure  
 Index  
 Profile %

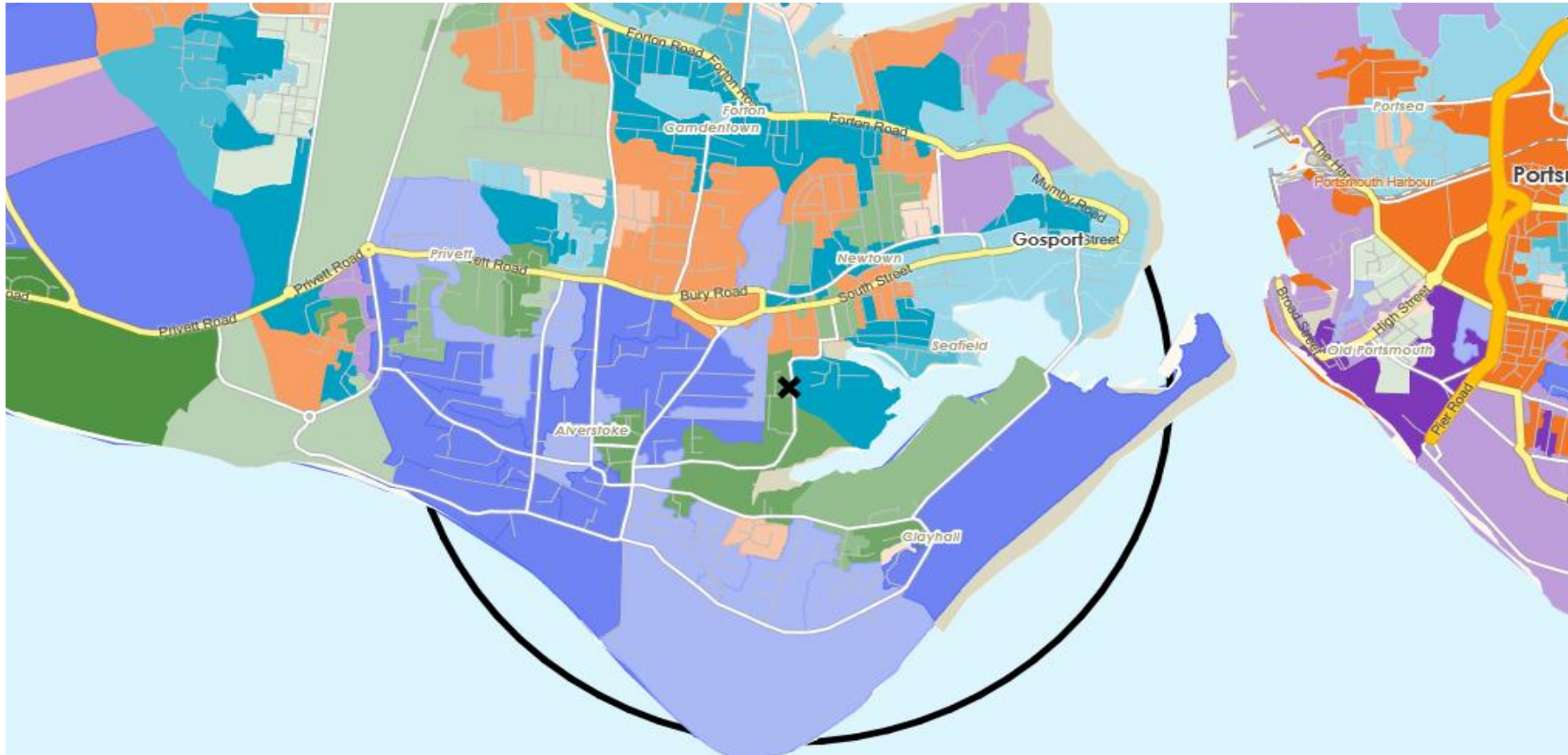
Acorn Type Description	Area Profile	% for Area	% for Base	Index	0	100	200
<b>1. Affluent Achievers</b>							
<b>1.A Lavish Lifestyles</b>							
1.A.1 Exclusive enclaves	0	0.0	0.1	0			
1.A.2 Metropolitan money	0	0.0	0.1	0			
1.A.3 Large house luxury	36	0.3	0.9	35			
<b>1.B Executive Wealth</b>							
1.B.4 Asset rich families	613	5.1	2.6	191			
1.B.5 Wealthy countryside commuters	0	0.0	2.5	0			
1.B.6 Financially comfortable families	25	0.2	2.2	9			
1.B.7 Affluent professionals	32	0.3	0.9	31			
1.B.8 Prosperous suburban families	95	0.8	1.5	51			
1.B.9 Well-off edge of towners	138	1.1	1.6	71			
<b>1.C Mature Money</b>							
1.C.10 Better-off villagers	98	0.8	3.1	26			
1.C.11 Settled suburbia, older people	733	6.1	2.8	215			
1.C.12 Retired and empty nesters	27	0.2	2.5	9			
1.C.13 Upmarket downsizers	150	1.2	1.3	96			
<b>2. Rising Prosperity</b>							
<b>2.D City Sophisticates</b>							
2.D.14 Townhouse cosmopolitans	0	0.0	0.7	0			
2.D.15 Younger professionals in smaller flats	0	0.0	1.5	0			
2.D.16 Metropolitan professionals	0	0.0	0.7	0			
2.D.17 Socialising young renters	0	0.0	1.0	0			
<b>2.E Career Climbers</b>							
2.E.18 Career driven young families	3	0.0	2.0	1			
2.E.19 First time buyers in small, modern homes	412	3.4	3.4	100			
2.E.20 Mixed metropolitan areas	0	0.0	1.0	0			
<b>3. Comfortable Communities</b>							
<b>3.F Countryside Communities</b>							
3.F.21 Farms and cottages	0	0.0	1.5	0			
3.F.22 Older couples and families in rural areas	0	0.0	1.0	0			
3.F.23 Owner occupiers in small towns and villages	33	0.3	3.2	8			
<b>3.G Successful Suburbs</b>							
3.G.24 Comfortably-off families in modern housing	145	1.2	2.7	44			
3.G.25 Larger family homes, multi-ethnic areas	0	0.0	0.8	0			
3.G.26 Semi-professional families, owner occupied neighbourhoods	439	3.6	2.4	149			
<b>3.H Steady Neighbourhoods</b>							
3.H.27 Suburban semis, conventional attitudes	310	2.6	3.5	74			
3.H.28 Owner occupied terraces, average income	359	3.0	1.6	185			
3.H.29 Established suburbs, older families	453	3.7	2.3	160			
<b>3.I Comfortable Seniors</b>							
3.I.30 Older people, neat and tidy neighbourhoods	399	3.3	2.4	139			
3.I.31 Elderly singles in purpose-built accommodation	138	1.1	0.5	235			
<b>3.J Starting Out</b>							
3.J.32 Educated families in terraces, young children	115	0.9	2.2	44			
3.J.33 Smaller houses and starter homes	102	0.8	2.4	35			
<b>4. Financially Stretched</b>							
<b>4.K Student Life</b>							
4.K.34 Student flats and halls of residence	0	0.0	0.3	0			
4.K.35 Term-time terraces	0	0.0	0.2	0			
4.K.36 Educated young people in flats and tenements	50	0.4	1.9	21			
<b>4.L Modest Means</b>							
4.L.37 Low cost flats in suburban areas	140	1.2	1.4	80			
4.L.38 Semi-skilled workers in traditional neighbourhoods	236	1.9	2.6	74			
4.L.39 Fading owner occupied terraces	1,379	11.4	2.9	390			
4.L.40 High occupancy terraces, culturally diverse family areas	0	0.0	1.0	0			
<b>4.M Striving Families</b>							
4.M.41 Labouring semi-rural estates	16	0.1	1.6	8			
4.M.42 Struggling young families in post-war terraces	327	2.7	1.6	165			
4.M.43 Families in right-to-buy estates	36	0.3	2.0	15			
4.M.44 Post-war estates, limited means	6	0.0	2.2	2			
<b>4.N Poorer Pensioners</b>							
4.N.45 Pensioners in social housing, semis and terraces	17	0.1	0.8	18			
4.N.46 Elderly people in social rented flats	301	2.5	1.0	241			
4.N.47 Low income older people in smaller semis	0	0.0	2.2	0			
4.N.48 Pensioners and singles in social rented flats	106	0.9	1.7	51			
<b>5. Urban Adversity</b>							
<b>5.O Young Hardship</b>							
5.O.49 Young families in low cost private flats	795	6.6	2.2	300			
5.O.50 Struggling younger people in mixed tenure	677	5.6	1.8	311			
5.O.51 Young people in small, low cost terraces	1,066	8.8	2.3	389			
<b>5.P Struggling Estates</b>							
5.P.52 Poorer families, many children, terraced housing	84	0.7	1.6	44			
5.P.53 Low income terraces	0	0.0	0.8	0			
5.P.54 Multi-ethnic, purpose-built estates	0	0.0	1.0	0			
5.P.55 Deprived and ethnically diverse in flats	0	0.0	0.7	0			
5.P.56 Low income large families in social rented semis	157	1.3	1.6	81			
<b>5.Q Difficult Circumstances</b>							
5.Q.57 Social rented flats, families and single parents	233	1.9	1.5	127			
5.Q.58 Singles and young families, some receiving benefits	282	2.3	1.8	132			
5.Q.59 Deprived areas and high-rise flats	1,214	10.0	2.0	509			
<b>6. Not Private Households</b>							
<b>6.R Not Private Households</b>							
6.R.60 Active communal population	0	0.0	0.1	0			
6.R.61 Inactive communal population	138	1.1	0.3	400			
6.R.62 Business areas without resident population	0	0	0	0			
<b>Total households</b>	<b>12,115</b>						

CATEGORY      GROUP      TYPE      **MAP**      WHAT IS ACORN?

## DOMINANT ACORN GROUP - HOUSEHOLDS

© 2024 CACI Limited and all other applicable third party notices (Acorn) can be found at [www.caci.co.uk/copyrightnotices.pdf](http://www.caci.co.uk/copyrightnotices.pdf)  
 Source: OS Open Data 2018

Area: P04391\_Park Tavern, Gosport, PO12 2HH (1 Mile contour)



- Dominant Acorn Category
- % Affluent Achievers
- % Rising Prosperity
- % Comfortable Communities
- % Financially Stretched
- % Urban Adversity
- Dominant Acorn Group

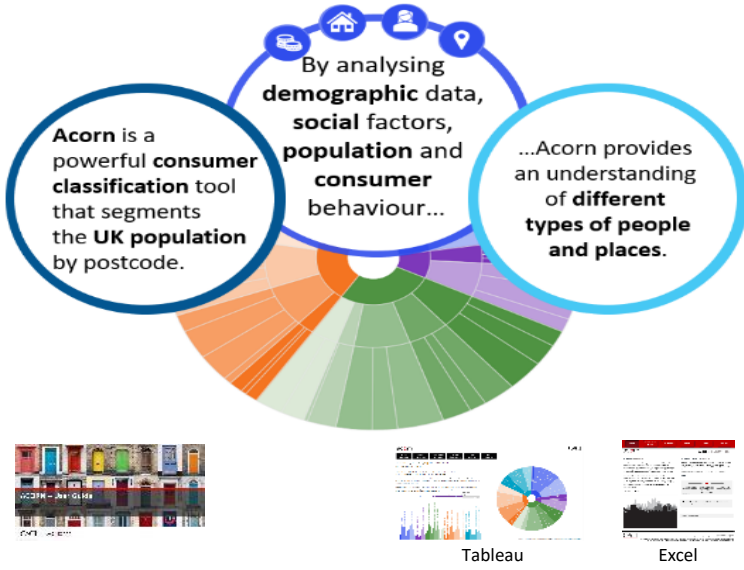
**Acorn Groups**

- 1.A Lavish Lifestyles
- 1.B Executive Wealth
- 1.C Mature Money
- 2.D City Sophisticates
- 2.E Career Climbers
- 3.F Countryside Communities
- 3.G Successful Suburbs
- 3.H Steady Neighbourhoods
- 3.I Comfortable Seniors
- 3.J Starting Out
- 4.K Student Life
- 4.L Modest Means
- 4.M Striving Families
- 4.N Poorer Pensioners
- 5.O Young Hardship
- 5.P Struggling Estates
- 5.Q Difficult Circumstances
- 6.R Not Private Households

Area boundary

ACORN - WHAT IS IT?

© 2024 CACI Limited and all other applicable third party notices (Acorn) can be found at [www.caci.co.uk/copyrightnotices.pdf](http://www.caci.co.uk/copyrightnotices.pdf)



6 CATEGORIES      18 GROUPS      62 TYPES

1. Affluent Achievers	A. Lavish Lifestyles	1-3
	B. Executive Wealth	4-9
	C. Mature Money	10-13
2. Rising Prosperity	D. City Sophisticates	14-17
	E. Career Climbers	18-20
	F. Countryside Communities	21-23
	G. Successful Suburbs	24-26
	H. Steady Neighbourhoods	27-29
	I. Comfortable Seniors	30-31
	J. Starting Out	32-33
3. Comfortable Communities	K. Student Life	34-36
	L. Modest Means	37-40
	M. Striving Families	41-44
	N. Poorer Pensioners	45-48
4. Financially Stretched	O. Young Hardship	49-51
	P. Struggling Estates	52-56
	Q. Difficult Circumstances	57-59
5. Urban Adversity	R. Not Private Households	60-62
6. Not Private Households		

**1 Affluent Achievers**

Age range: **55+**

Financial situation: Running into debt ↔ Saving a lot

Children at home: **0**

12.1M UK Adults      22.8% of UK

House type: **Detached**

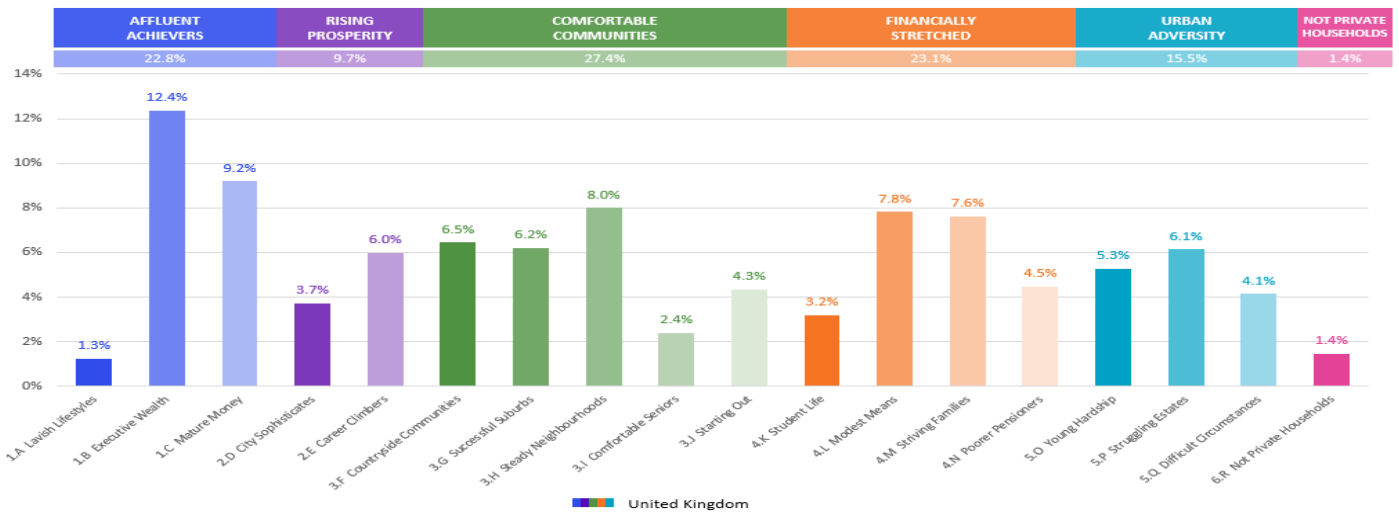
House tenure: **Owned outright**

Number of beds: **4+**

These are some of the most financially successful people in the UK. They live in affluent, high status areas of the country. They are healthy, wealthy and confident consumers.

Acorn Groups within Category 1: Affluent Achievers

- A. Lavish Lifestyles: 6%
- B. Executive Wealth: 54%
- C. Mature Money: 40%





# MAP OF AREA

© 2024 CACI Limited and all other applicable third party notices can be found at [www.caci.co.uk/copyrightnotices.pdf](http://www.caci.co.uk/copyrightnotices.pdf)

Source: OS Open Data 2018

Area: P04391\_Park Tavern, Gosport, PO12 2HH (1 Mile contour)

