

CGA LICENCED PREMISES

© 2024 CACI Limited and all other applicable third party notices (CGA) can be found at www.caci.co.uk/copyrightnotices.pdf

Area: P00230_Bush Inn, Aberdare, CF44 7RW (1 M)
 Base: Great Britain
 Year: 2023

Licence Type	Profile	Per 1000 Pop (Area)	Per 1000 Pop (Base)	Index	0	100	200
Pubs & Full On	25	192.1	81.7	235			
Proprietary Club	1	7.7	7.3	105			
Registered Club	8	61.5	28.2	218			
Restaurant	4	30.7	32.1	96			
Residential	0	0.0	2.7	0			

Name	Description	License Type	Owner Name	Postcode
Aberdare Masonic Hall	Independent Free	Registered Club	Independent Free	CF44 7AP
Ynscynon Inn	*Other Small Retail Groups	Pubs & Full On	*Other Small Retail Groups	CF44 0PA
Aberdare Golf Club	Independent Free	Registered Club	Independent Free	CF44 0RY
Rhoswenallt Hotel	*Other Small Retail Groups	Pubs & Full On	*Other Small Retail Groups	CF44 0YS
Blaengwawr Inn	Independent Free	Pubs & Full On	Independent Free	CF44 6HX
Plough Inn	Independent Free	Pubs & Full On	Independent Free	CF44 6PY
Temple Bar	Independent Free	Pubs & Full On	Independent Free	CF44 6UU
Aberdare Constitutional Club	Independent Free	Registered Club	Independent Free	CF44 7AE
Spice Corner	Independent Free	Restaurant	Independent Free	CF44 7AT
Peppers Restaurant	Independent Free	Restaurant	Independent Free	CF44 7AP
Gloster Arms	Independent Free	Pubs & Full On	Independent Free	CF44 7AU
Cambrian Inn Hotel	*Other Small Retail Groups	Pubs & Full On	*Other Small Retail Groups	CF44 7BB
Aberaman Ex-Servicemens Club	Independent Free	Registered Club	Independent Free	CF44 6UR
Aberaman Rugby Club	Independent Free	Registered Club	Independent Free	CF44 7BP
Whitcombe Inn	Independent Free	Pubs & Full On	Independent Free	CF44 7DA
Conway Inn	Admiral Taverns Ltd	Pubs & Full On	Admiral Taverns Ltd	CF44 7DG
New Market Tavern	Independent Free	Pubs & Full On	Independent Free	CF44 7DY
Raf Aberdare	Independent Free	Registered Club	Independent Free	CF44 7EP
Full Moon	Independent Free	Pubs & Full On	Independent Free	CF44 7HH
Bute Arms	Independent Free	Pubs & Full On	Independent Free	CF44 7LB
Cynon Valley Club Institute	Independent Free	Registered Club	Independent Free	CF44 7LB
Pickled Peppers	Admiral Taverns Ltd	Pubs & Full On	Admiral Taverns Ltd	CF44 7RW
White Lion Hotel	Independent Free	Pubs & Full On	Independent Free	CF44 8AE
Beehive Inn	Independent Free	Pubs & Full On	Independent Free	CF44 8BG
Harlequins Bowls Club	Independent Free	Registered Club	Independent Free	CF44 8EL
Gadlys Arms	Independent Free	Restaurant	Independent Free	CF44 8EY
Welsh Harp & Cross Inn	Independent Free	Pubs & Full On	Independent Free	CF44 8LU
Mount Pleasant Hotel	Unknown	Pubs & Full On	Unknown	CF44 8NG
Bridgend Inn	Admiral Taverns Ltd	Pubs & Full On	Admiral Taverns Ltd	CF44 8PL
Judges	Independent Free	Proprietary Club	Independent Free	CF44 7DY
Marquis	Independent Free	Pubs & Full On	Independent Free	CF44 7EN
Yr Ieuan Ap Iago	Wetherspoons GB	Pubs & Full On	Wetherspoons GB	CF44 7AA
Coliseum Theatre	Independent Free	Pubs & Full On	Independent Free	CF44 8NG
Elliot's	Independent Free	Pubs & Full On	Independent Free	CF44 7LL
Prince Of Wales	Independent Free	Pubs & Full On	Independent Free	CF44 7LB
Dauids	Independent Free	Restaurant	Independent Free	CF44 7DG
Bert & Ernie	Independent Free	Pubs & Full On	Independent Free	CF44 7ED
National Tap	Independent Free	Pubs & Full On	Independent Free	CF44 7EG

MAP OF AREA

© 2024 CACI Limited and all other applicable third party notices (CGA) can be found at www.caci.co.uk/copyrightnotices.pdf
 Source: OS Open Data 2018

Area: P00230_Bush Inn, Aberdare, CF44 7RW (1 Mile contour)



KEY

- Large pub co's & bars**
- Admiral Taverns Ltd
- Ei Group
- Greene King
- Marston's
- Mitchells & Butlers
- Punch Pub Company
- Stonegate Pub Company
- Star Pubs & Bars
- Wetherspoon
- Whitbread
- Shepherd Neame
- ▲ **Small to medium pub co's & bars**
- Family Brewers with pubs
- ✕ Hotels
- ★ Restaurants
- ↑ Leisure
- Independent
- ◆ Other
- ✕ Site Location
- Boundary

ACORN CATEGORY PROFILE - HOUSEHOLDS

© 2024 CACI Limited and all other applicable third party notices (Acorn) can be found at www.caci.co.uk/copyrightnotices.pdf

Area: P00230_Bush Inn, Aberdare, CF44 7RW (1 Mile contour)
Base: Great Britain
Year: 2023

Acorn Category Description	Area Profile	% for Area	% for Base	Index 0	100	200
1 Affluent Achievers	367	6.1	22.1	28		
2 Rising Prosperity	19	0.3	10.2	3		
3 Comfortable Communities	877	14.5	26.5	55		
4 Financially Stretched	3,376	55.9	23.7	236		
5 Urban Adversity	1,385	22.9	17.2	133		
6 Not Private Households	12	0.2	0.3	58		
Total households	6,036					

Acorn Category Pen Portrait

5 Urban Adversity
8.4M UK Adults
15.9% of UK

Age range
25-34

Financial situation

Children at home
3+

House type
Flat or terraced

House tenure
Social renting

Number of beds
1-2

This category contains the most deprived areas of towns and cities across the UK. Household incomes are low, nearly always below the national average.

Acorn Groups within Category 5: Urban Adversity

- O Young Hardship 32%
- P Struggling Estates 41%
- Q Difficult Circumstances 27%

ACORN GROUP PROFILE - HOUSEHOLDS

© 2024 CACI Limited and all other applicable third party notices (Acorn) can be found at www.caci.co.uk/copyrightnotices.pdf

Area: P00230_Bush Inn, Aberdare, CF44 7RW (1 Mile contour)
 Base: Great Britain
 Year: 2023

Acorn Group Description	Area Profile	% for Area	% for Base	Index	0	100	200
1. Affluent Achievers							
1.A Lavish Lifestyles	0	0.0	1.1	0			
1.B Executive Wealth	244	4.0	11.3	36			
1.C Mature Money	123	2.0	9.6	21			
2. Rising Prosperity							
2.D City Sophisticates	0	0.0	3.8	0			
2.E Career Climbers	19	0.3	6.4	5			
3. Comfortable Communities							
3.F Countryside Communities	300	5.0	5.7	87			
3.G Successful Suburbs	299	5.0	6.0	83			
3.H Steady Neighbourhoods	131	2.2	7.4	29			
3.I Comfortable Seniors	88	1.5	2.9	51			
3.J Starting Out	59	1.0	4.6	21			
4. Financially Stretched							
4.K Student Life	0	0.0	2.5	0			
4.L Modest Means	2,984	49.4	8.0	619			
4.M Striving Families	119	2.0	7.4	26			
4.N Poorer Pensioners	273	4.5	5.8	79			
5. Urban Adversity							
5.O Young Hardship	1,385	22.9	6.3	367			
5.P Struggling Estates	0	0.0	5.7	0			
5.Q Difficult Circumstances	0	0.0	5.2	0			
6. Not Private Households							
6.R Not Private Households	12	0.2	0.3	58			
Total households	6,036						

Acorn Group Pen Portrait

6 Not Private Households 790k UK Adults 1.5% of UK

These are postcodes where the bulk of the residents are not living in private households.

The category forms a single group, R: Not private households, which is sub-divided into three types:

60 Active communal population –
 Generally this is accommodation that may be unoccupied for part of the year, or where the people living in the accommodation regularly change. Other active communal accommodation might include hostels, children’s homes, refuges and local authority accommodation for travellers.

61 Inactive communal population –
 These people may be in communal establishments but unlikely to be active consumers. This includes care homes, hospitals, and other medical or nursing establishments where due to their health, the residents are unlikely to get out and about to function as regular consumers. It also includes prisons.

62 Business areas without resident population –
 These are postcodes where we believe there is no regular resident population. An example of this might be a business or industrial park.



CATEGORY	GROUP	TYPE	MAP	WHAT IS ACORN?
----------	-------	------	-----	----------------

ACORN TYPE PROFILE - HOUSEHOLDS

© 2024 CACI Limited and all other applicable third party notices (Acorn) can be found at www.caci.co.uk/copyrightnotices.pdf

Area: P00230_Bush Inn, Aberdare, CF44 7RW (1 Mile contour)
 Base: Great Britain
 Year: 2023

Sort by: Corn Structure
 Index
 Profile %

Acorn Type Description	Area Profile	% for Area	% for Base	Index	0	100	200
1. Affluent Achievers							
1.A Lavish Lifestyles							
1.A.1 Exclusive enclaves	0	0.0	0.1	0			
1.A.2 Metropolitan money	0	0.0	0.1	0			
1.A.3 Large house luxury	0	0.0	0.9	0			
1.B Executive Wealth							
1.B.4 Asset rich families	97	1.6	2.6	61			
1.B.5 Wealthy countryside commuters	0	0.0	2.5	0			
1.B.6 Financially comfortable families	136	2.3	2.2	101			
1.B.7 Affluent professionals	0	0.0	0.9	0			
1.B.8 Prosperous suburban families	0	0.0	1.5	0			
1.B.9 Well-off edge of towners	11	0.2	1.6	11			
1.C Mature Money							
1.C.10 Better-off villagers	25	0.4	3.1	13			
1.C.11 Settled suburbia, older people	29	0.5	2.8	17			
1.C.12 Retired and empty nesters	69	1.1	2.5	46			
1.C.13 Upmarket downsizers	0	0.0	1.3	0			
2. Rising Prosperity							
2.D City Sophisticates							
2.D.14 Townhouse cosmopolitans	0	0.0	0.7	0			
2.D.15 Younger professionals in smaller flats	0	0.0	1.5	0			
2.D.16 Metropolitan professionals	0	0.0	0.7	0			
2.D.17 Socialising young renters	0	0.0	1.0	0			
2.E Career Climbers							
2.E.18 Career driven young families	19	0.3	2.0	16			
2.E.19 First time buyers in small, modern homes	0	0.0	3.4	0			
2.E.20 Mixed metropolitan areas	0	0.0	1.0	0			
3. Comfortable Communities							
3.F Countryside Communities							
3.F.21 Farms and cottages	0	0.0	1.5	0			
3.F.22 Older couples and families in rural areas	27	0.4	1.0	45			
3.F.23 Owner occupiers in small towns and villages	273	4.5	3.2	141			
3.G Successful Suburbs							
3.G.24 Comfortably-off families in modern housing	185	3.1	2.7	114			
3.G.25 Larger family homes, multi-ethnic areas	0	0.0	0.8	0			
3.G.26 Semi-professional families, owner occupied neighbourhoods	114	1.9	2.4	78			
3.H Steady Neighbourhoods							
3.H.27 Suburban semis, conventional attitudes	109	1.8	3.5	52			
3.H.28 Owner occupied terraces, average income	0	0.0	1.6	0			
3.H.29 Established suburbs, older families	22	0.4	2.3	16			
3.I Comfortable Seniors							
3.I.30 Older people, neat and tidy neighbourhoods	88	1.5	2.4	61			
3.I.31 Elderly singles in purpose-built accommodation	0	0.0	0.5	0			
3.J Starting Out							
3.J.32 Educated families in terraces, young children	0	0.0	2.2	0			
3.J.33 Smaller houses and starter homes	59	1.0	2.4	41			
4. Financially Stretched							
4.K Student Life							
4.K.34 Student flats and halls of residence	0	0.0	0.3	0			
4.K.35 Term-time terraces	0	0.0	0.2	0			
4.K.36 Educated young people in flats and tenements	0	0.0	1.9	0			
4.L Modest Means							
4.L.37 Low cost flats in suburban areas	191	3.2	1.4	219			
4.L.38 Semi-skilled workers in traditional neighbourhoods	391	6.5	2.6	246			
4.L.39 Fading owner occupied terraces	2,402	39.8	2.9	1,363			
4.L.40 High occupancy terraces, culturally diverse family areas	0	0.0	1.0	0			
4.M Striving Families							
4.M.41 Labouring semi-rural estates	0	0.0	1.6	0			
4.M.42 Struggling young families in post-war terraces	12	0.2	1.6	12			
4.M.43 Families in right-to-buy estates	32	0.5	2.0	26			
4.M.44 Post-war estates, limited means	75	1.2	2.2	57			
4.N Poorer Pensioners							
4.N.45 Pensioners in social housing, semis and terraces	4	0.1	0.8	8			
4.N.46 Elderly people in social rented flats	47	0.8	1.0	76			
4.N.47 Low income older people in smaller semis	25	0.4	2.2	19			
4.N.48 Pensioners and singles in social rented flats	197	3.3	1.7	191			
5. Urban Adversity							
5.O Young Hardship							
5.O.49 Young families in low cost private flats	42	0.7	2.2	32			
5.O.50 Struggling younger people in mixed tenure	23	0.4	1.8	21			
5.O.51 Young people in small, low cost terraces	1,320	21.9	2.3	966			
5.P Struggling Estates							
5.P.52 Poorer families, many children, terraced housing	0	0.0	1.6	0			
5.P.53 Low income terraces	0	0.0	0.8	0			
5.P.54 Multi-ethnic, purpose-built estates	0	0.0	1.0	0			
5.P.55 Deprived and ethnically diverse in flats	0	0.0	0.7	0			
5.P.56 Low income large families in social rented semis	0	0.0	1.6	0			
5.Q Difficult Circumstances							
5.Q.57 Social rented flats, families and single parents	0	0.0	1.5	0			
5.Q.58 Singles and young families, some receiving benefits	0	0.0	1.8	0			
5.Q.59 Deprived areas and high-rise flats	0	0.0	2.0	0			
6. Not Private Households							
6.R Not Private Households							
6.R.60 Active communal population	0	0.0	0.1	0			
6.R.61 Inactive communal population	12	0.2	0.3	70			
6.R.62 Business areas without resident population	0	0	0	0			
Total households	6,036						

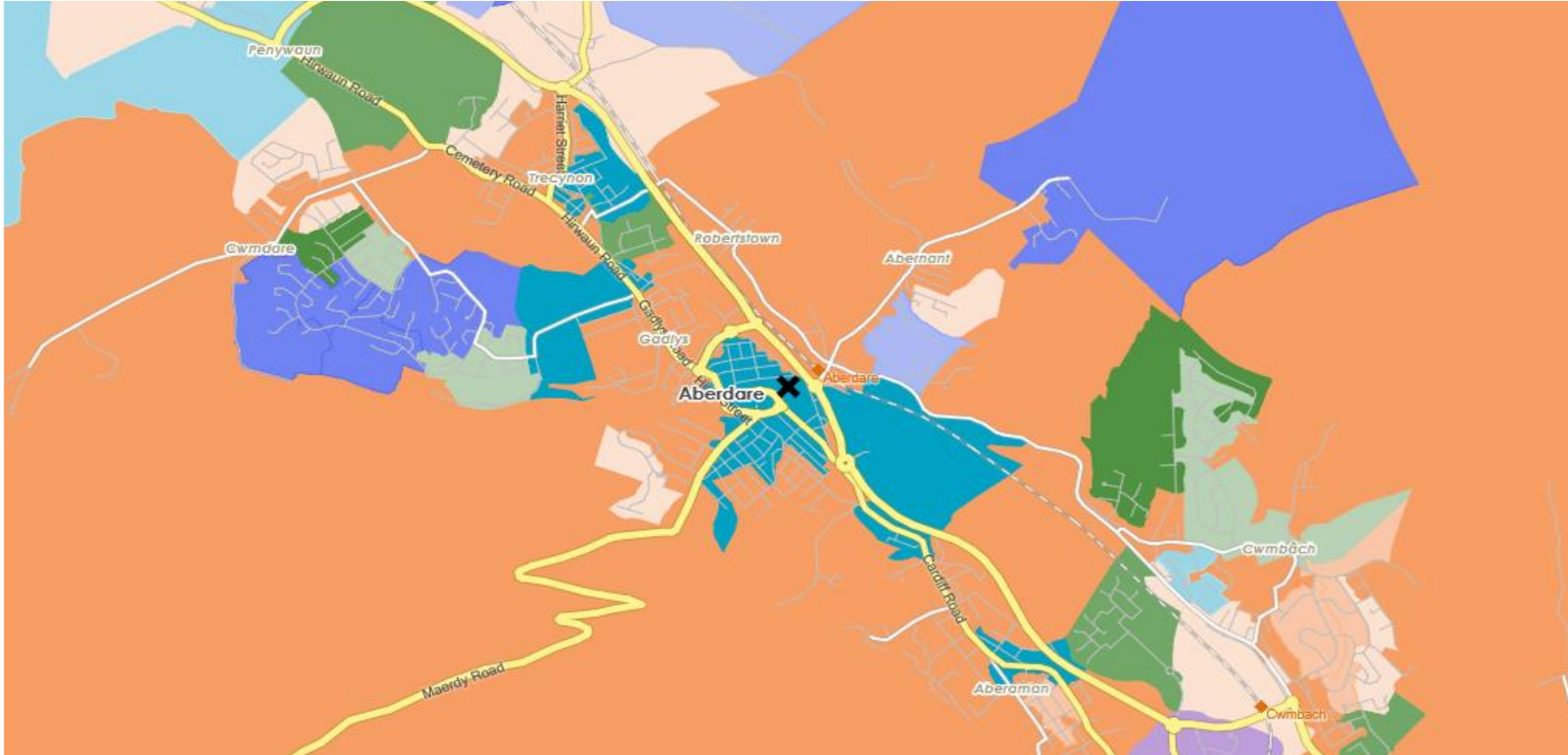
CATEGORY GROUP TYPE **MAP** WHAT IS ACORN?

DOMINANT ACORN GROUP - HOUSEHOLDS

© 2024 CACI Limited and all other applicable third party notices (Acorn) can be found at www.caci.co.uk/copyrightnotices.pdf

Source: OS Open Data 2018

Area: P00230_Bush Inn, Aberdare, CF44 7RW (1 Mile contour)



- Dominant Acorn Category
- % Affluent Achievers
- % Rising Prosperity
- % Comfortable Communities
- % Financially Stretched
- % Urban Adversity
- Dominant Acorn Group

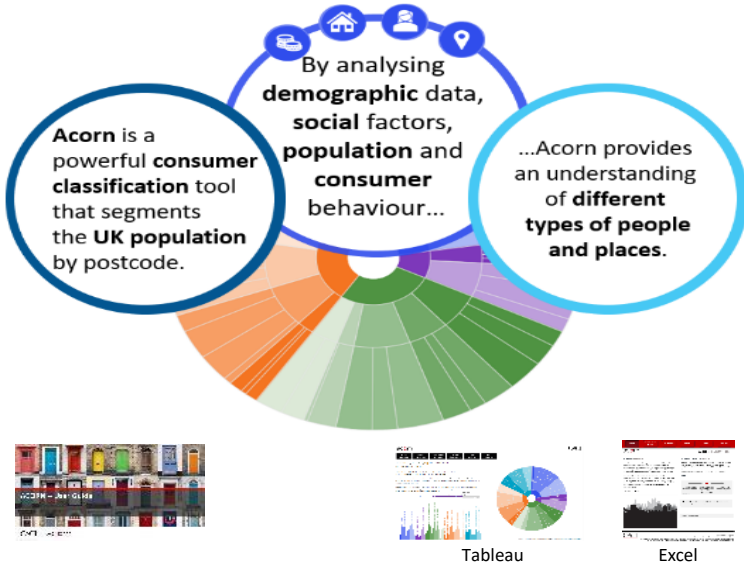
Acorn Groups

- 1.A Lavish Lifestyles
- 1.B Executive Wealth
- 1.C Mature Money
- 2.D City Sophisticates
- 2.E Career Climbers
- 3.F Countryside Communities
- 3.G Successful Suburbs
- 3.H Steady Neighbourhoods
- 3.I Comfortable Seniors
- 3.J Starting Out
- 4.K Student Life
- 4.L Modest Means
- 4.M Striving Families
- 4.N Poorer Pensioners
- 5.O Young Hardship
- 5.P Struggling Estates
- 5.Q Difficult Circumstances
- 6.R Not Private Households

Area boundary

ACORN - WHAT IS IT?

© 2024 CACI Limited and all other applicable third party notices (Acorn) can be found at www.caci.co.uk/copyrightnotices.pdf



6 CATEGORIES 18 GROUPS 62 TYPES

1. Affluent Achievers	A. Lavish Lifestyles	1-3
	B. Executive Wealth	4-9
	C. Mature Money	10-13
2. Rising Prosperity	D. City Sophisticates	14-17
	E. Career Climbers	18-20
	F. Countryside Communities	21-23
	G. Successful Suburbs	24-26
	H. Steady Neighbourhoods	27-29
	I. Comfortable Seniors	30-31
	J. Starting Out	32-33
3. Comfortable Communities	K. Student Life	34-36
	L. Modest Means	37-40
	M. Striving Families	41-44
	N. Poorer Pensioners	45-48
4. Financially Stretched	O. Young Hardship	49-51
	P. Struggling Estates	52-56
	Q. Difficult Circumstances	57-59
5. Urban Adversity	R. Not Private Households	60-62
6. Not Private Households		

1 Affluent Achievers

Age range: **55+**

Financial situation: Running into debt ↔ Saving a lot

Children at home: **0**

12.1M UK Adults 22.8% of UK

House type: **Detached**

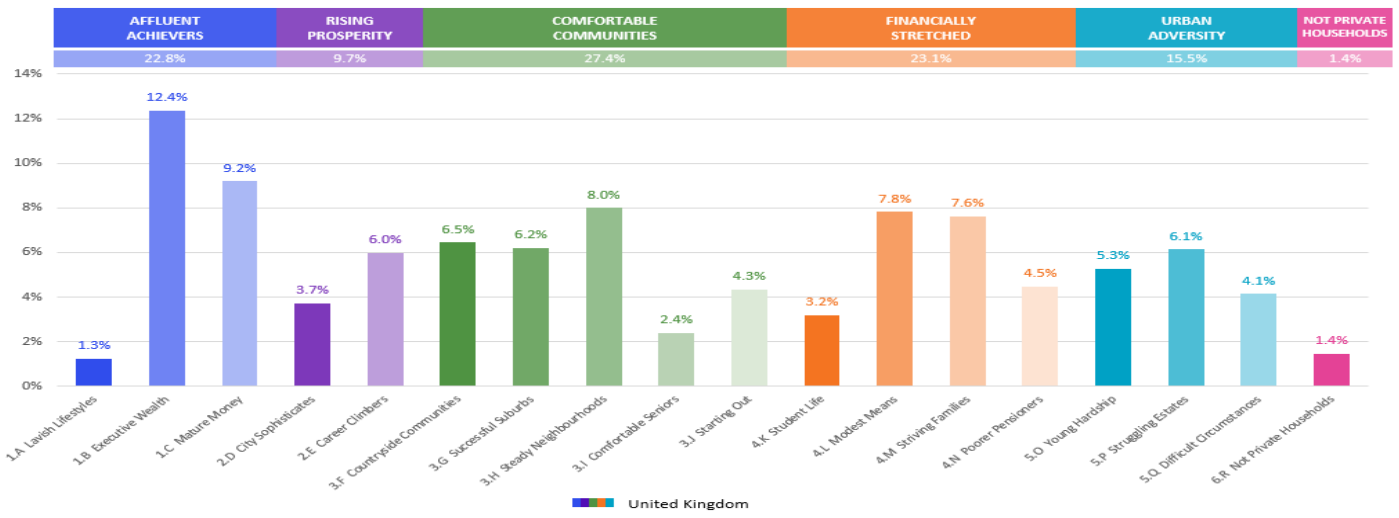
House tenure: **Owned outright**

Number of beds: **4+**

These are some of the most financially successful people in the UK. They live in affluent, high status areas of the country. They are healthy, wealthy and confident consumers.

Acorn Groups within Category 1: Affluent Achievers

- A. Lavish Lifestyles: 6%
- B. Executive Wealth: 54%
- C. Mature Money: 40%



MAP OF AREA

© 2024 CACI Limited and all other applicable third party notices can be found at www.caci.co.uk/copyrightnotices.pdf

Source: OS Open Data 2018

Area: P00230_Bush Inn, Aberdare, CF44 7RW (1 Mile contour)

