

CGA LICENCED PREMISES

© 2024 CACI Limited and all other applicable third party notices (CGA) can be found at www.caci.co.uk/copyrightnotices.pdf

Area: P03170_Bishops Blaize, Richmond, DL10 4QI
 Base: Great Britain
 Year: 2023

| Licence Type | Profile | Per 1000 Pop (Area) | Per 1000 Pop (Base) | Index | 0 | 100 | 200 |
|------------------|---------|---------------------|---------------------|------------|---|-----|-----|
| Pubs & Full On | 20 | 276.1 | 81.7 | 338 | | | |
| Proprietary Club | 0 | 0.0 | 7.3 | 0 | | | |
| Registered Club | 5 | 69.0 | 28.2 | 245 | | | |
| Restaurant | 8 | 110.4 | 32.1 | 344 | | | |
| Residential | 0 | 0.0 | 2.7 | 0 | | | |

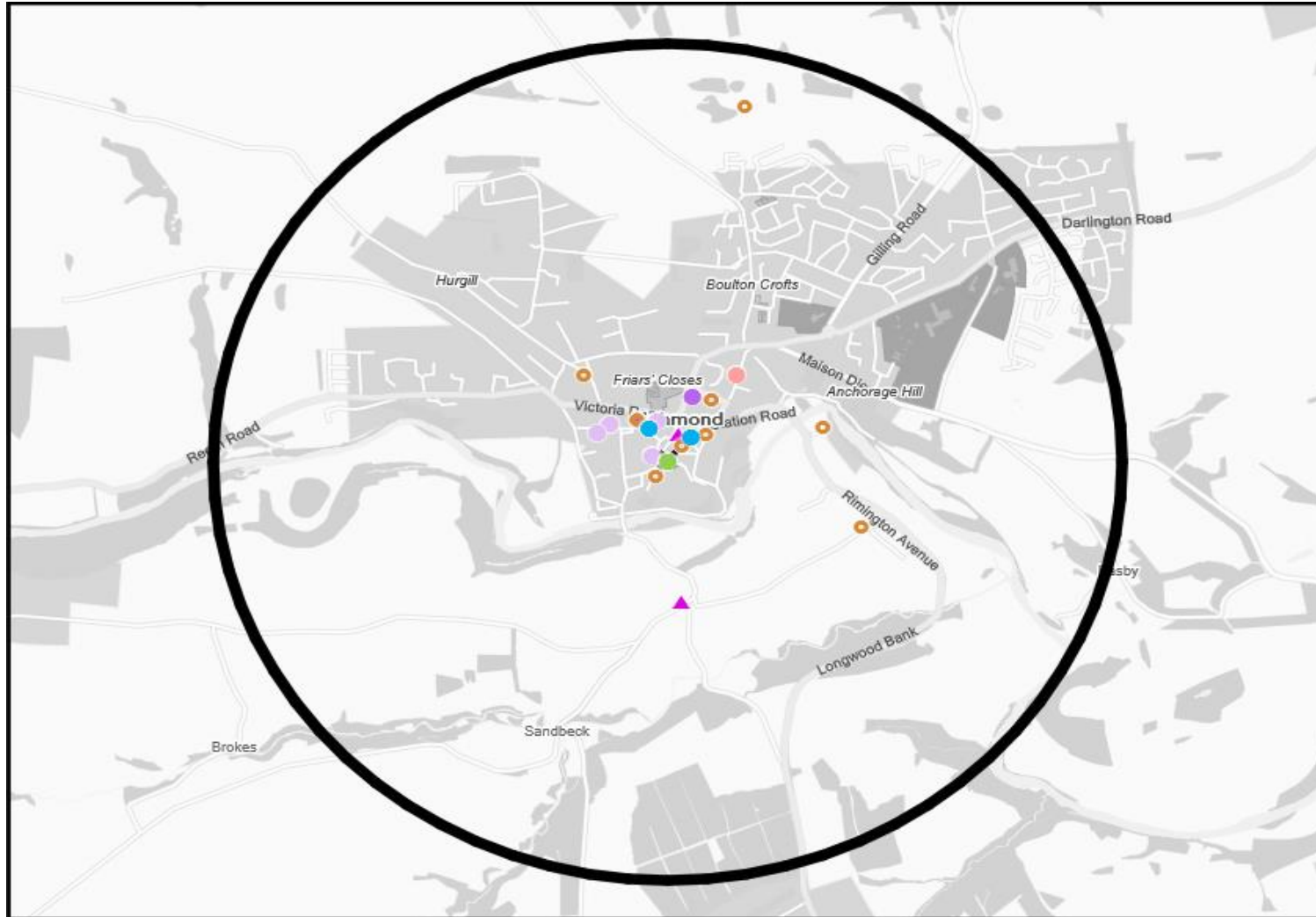
| Name | Description | License Type | Owner Name | Postcode |
|--------------------------------|------------------------|-----------------|-----------------------|----------|
| Shahi Raj Tandoori Restaurant | Independent Free | Restaurant | Independent Free | DL10 4AE |
| Richmondshire Cricket Club | Independent Free | Registered Club | Independent Free | DL10 4AR |
| Cavern Music Bar | Independent Free | Pubs & Full On | Independent Free | DL10 4DP |
| Unicorn Inn | Stonegate Pub Company | Pubs & Full On | Stonegate Pub Company | DL10 4DT |
| Richmondshire Comrades Club | Independent Free | Registered Club | Independent Free | DL10 4DT |
| Richmond Conservative Club | Independent Free | Registered Club | Independent Free | DL10 4DT |
| Turf Hotel | Stonegate Pub Company | Pubs & Full On | Stonegate Pub Company | DL10 4DW |
| Fleece Hotel | Independent Free | Pubs & Full On | Independent Free | DL10 4DW |
| Buck Inn | Stonegate Pub Company | Pubs & Full On | Stonegate Pub Company | DL10 4DX |
| Kings Head Hotel | Coaching Inn Group Ltd | Pubs & Full On | RedCat Pub Company | DL10 4HS |
| Castle Tavern | Punch Pub Company | Pubs & Full On | Punch Pub Company | DL10 4HU |
| Number 29 | Independent Free | Pubs & Full On | Independent Free | DL10 4HZ |
| Black Lion Hotel | Punch Pub Company | Pubs & Full On | Punch Pub Company | DL10 4QB |
| Talbot Hotel | Stonegate Pub Company | Pubs & Full On | Stonegate Pub Company | DL10 4QG |
| Town Hall Hotel | Unknown | Pubs & Full On | Unknown | DL10 4QL |
| Golden Lion | Admiral Taverns Ltd | Pubs & Full On | Admiral Taverns Ltd | DL10 4QL |
| Bishops Blaize | Admiral Taverns Ltd | Pubs & Full On | Admiral Taverns Ltd | DL10 4QL |
| New Treasure Garden Restaurant | Independent Free | Restaurant | Independent Free | DL10 4QP |
| Holly Hill Inn | Trust Inns Limited | Pubs & Full On | Trust Inns Limited | DL10 4RJ |
| Bradley Rowntree Golf Club | Independent Free | Registered Club | Independent Free | DL10 5EX |
| Ship Inn | Star Pubs & Bars | Pubs & Full On | Star Pubs & Bars | DL10 7AE |
| Frenchgate | Independent Free | Restaurant | Independent Free | DL10 7AE |
| Ralph Fitz Randal | Wetherspoons GB | Pubs & Full On | Wetherspoons GB | DL10 4AE |
| Richmondshire Rugby Club | Independent Free | Registered Club | Independent Free | DL10 4LL |
| La Piazza | Independent Free | Restaurant | Independent Free | DL10 7AB |
| Seasons Restaurant | Independent Free | Restaurant | Independent Free | DL10 4LB |
| Penleys | Independent Free | Restaurant | Independent Free | DL10 4HY |
| Barretts Caf, Bistro | Unknown | Pubs & Full On | Unknown | DL10 4DP |
| Little Drummer Boy Cocina | Independent Free | Restaurant | Independent Free | DL10 4DP |
| Bread Bowl | Independent Free | Pubs & Full On | Independent Free | DL10 4AE |
| Little Drummer Boy | Independent Free | Pubs & Full On | Independent Free | DL10 4QB |
| Morro Lounge | Loungers | Pubs & Full On | Loungers | DL10 4QG |
| Elixor | Independent Free | Restaurant | Independent Free | DL10 4QG |

MAP OF AREA

© 2024 CACI Limited and all other applicable third party notices (CGA) can be found at www.caci.co.uk/copyrightnotices.pdf

Source: OS Open Data 2018

Area: P03170_Bishops Blaize, Richmond, DL10 4QL (1 Mile contour)
















KEY

- Large pub co's & bars
 - Admiral Taverns Ltd
 - Ei Group
 - Greene King
 - Marston's
 - Mitchells & Butlers
 - Punch Pub Company
 - Stonegate Pub Company
 - Star Pubs & Bars
 - Wetherspoon
 - Whitbread
 - Shepherd Neame
- Small to medium pub co's & bars
- Family Brewers with pubs
- Hotels
- Restaurants
- Leisure
- Independent
- Other
- Site Location
- Boundary

ACORN CATEGORY PROFILE - HOUSEHOLDS

© 2024 CACI Limited and all other applicable third party notices (Acorn) can be found at www.caci.co.uk/copyrightnotices.pdf

Area: P03170_Bishops Blaize, Richmond, DL10 4QL (1 Mile contour)
Base: Great Britain
Year: 2023

| Acorn Category Description | Area Profile | % for Area | % for Base | Index 0 | 100 | 200 |
|---|--------------|------------|------------|---------|---|-----|
|  1 Affluent Achievers | 1,537 | 42.7 | 22.1 | 194 |  | |
|  2 Rising Prosperity | 7 | 0.2 | 10.2 | 2 |  | |
|  3 Comfortable Communities | 964 | 26.8 | 26.5 | 101 |  | |
|  4 Financially Stretched | 881 | 24.5 | 23.7 | 103 |  | |
|  5 Urban Adversity | 197 | 5.5 | 17.2 | 32 |  | |
|  6 Not Private Households | 11 | 0.3 | 0.3 | 89 |  | |
|  Graph | | | | | | |
| Total households | 3,597 | | | | | |

Acorn Category Pen Portrait

4 Financially Stretched 12.2M UK Adults 23.1% of UK

Age range
All ages

Financial situation
Running into debt Saving a lot

Children at home
Mixed

House type
Semi-detached or terraced

House tenure
Social renting

Number of beds
1-3

This category contains a mix of traditional areas of Britain, including social housing developments specifically for the elderly. It also includes student term-time areas.

Acorn Groups within Category 4: Financially Stretched

- K Student Life 13%
- L Modest Means 34%
- M Striving Families 34%
- N Poorer Pensioners 20%

ACORN GROUP PROFILE - HOUSEHOLDS

© 2024 CACI Limited and all other applicable third party notices (Acorn) can be found at www.caci.co.uk/copyrightnotices.pdf

Area: P03170_Bishops Blaize, Richmond, DL10 4QL (1 Mile contour)
Base: Great Britain
Year: 2023

| Acorn Group Description | Area Profile | % for Area | % for Base | Index | 0 | 100 | 200 |
|-----------------------------------|--------------|------------|------------|-------|---|-----|-----|
| 1. Affluent Achievers | | | | | | | |
| 1.A Lavish Lifestyles | 0 | 0.0 | 1.1 | 0 | | | |
| 1.B Executive Wealth | 310 | 8.6 | 11.3 | 76 | | | |
| 1.C Mature Money | 1,227 | 34.1 | 9.6 | 354 | | | |
| 2. Rising Prosperity | | | | | | | |
| 2.D City Sophisticates | 0 | 0.0 | 3.8 | 0 | | | |
| 2.E Career Climbers | 7 | 0.2 | 6.4 | 3 | | | |
| 3. Comfortable Communities | | | | | | | |
| 3.F Countryside Communities | 259 | 7.2 | 5.7 | 126 | | | |
| 3.G Successful Suburbs | 308 | 8.6 | 6.0 | 144 | | | |
| 3.H Steady Neighbourhoods | 86 | 2.4 | 7.4 | 32 | | | |
| 3.I Comfortable Seniors | 201 | 5.6 | 2.9 | 196 | | | |
| 3.J Starting Out | 110 | 3.1 | 4.6 | 67 | | | |
| 4. Financially Stretched | | | | | | | |
| 4.K Student Life | 0 | 0.0 | 2.5 | 0 | | | |
| 4.L Modest Means | 594 | 16.5 | 8.0 | 207 | | | |
| 4.M Striving Families | 72 | 2.0 | 7.4 | 27 | | | |
| 4.N Poorer Pensioners | 215 | 6.0 | 5.8 | 104 | | | |
| 5. Urban Adversity | | | | | | | |
| 5.O Young Hardship | 147 | 4.1 | 6.3 | 65 | | | |
| 5.P Struggling Estates | 0 | 0.0 | 5.7 | 0 | | | |
| 5.Q Difficult Circumstances | 50 | 1.4 | 5.2 | 27 | | | |
| 6. Not Private Households | | | | | | | |
| 6.R Not Private Households | 11 | 0.3 | 0.3 | 89 | | | |
| Total households | 3,597 | | | | | | |

Acorn Group Pen Portrait

5 0 Young Hardship
2.7M UK Adults
5.2% of UK

People with a modest lifestyle who may be struggling in the economic climate. Younger people are more prevalent in these streets. Some might be first time buyers and it is usual for mortgages to have many years left to run.

CORE DEMOGRAPHICS

| | |
|-------------------|------------------|
| Age range | Children at home |
| 25-44 | 1 |
| House tenure | Family structure |
| Privately renting | Single parent |
| Number of beds | House type |
| 2 | Terraced |

BRANDS

SHOPPING:

LEISURE:

WEBSITES:

FINANCIAL PROFILE

| | | |
|------------------------|----------------------|----------------------------------|
| Household income | % Disposable income | Financial situation |
| UK: £30k, London: £35k | UK: 38%, London: 26% | Running into debt / Saving a lot |

DIGITAL ATTITUDES

| | | |
|-------------------------------|--------------------------------------|---|
| I worry about online security | Shopping online makes my life easier | I love the ease of using chat bots to get answers |
| 56% | 61% | 29% |

TOP BEHAVIOURS

- Wait until tech becomes cheaper before purchasing
- Take part in online groups / forums
- Research beauty online



| | | | | |
|----------|-------|------|-----|----------------|
| CATEGORY | GROUP | TYPE | MAP | WHAT IS ACORN? |
|----------|-------|------|-----|----------------|

ACORN TYPE PROFILE - HOUSEHOLDS

© 2024 CACI Limited and all other applicable third party notices (Acorn) can be found at www.caci.co.uk/copyrightnotices.pdf

Area: P03170_Bishops Blaize, Richmond, DL10 4QL (1 Mile contour)
 Base: Great Britain
 Year: 2023

Sort by: Acorn Structure
 Index
 Profile %

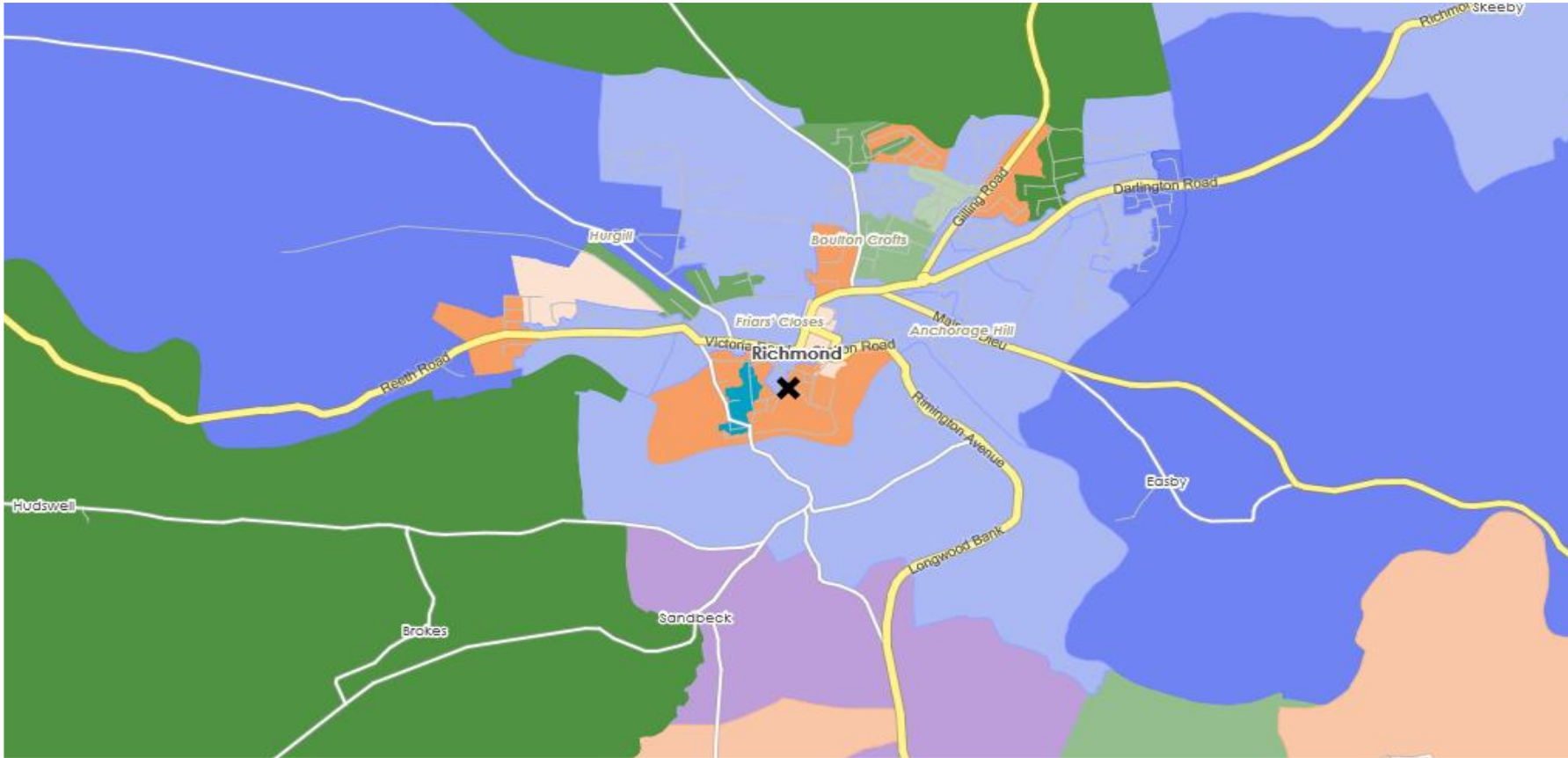
| Acorn Type Description | Area Profile | % for Area | % for Base | Index | 0 | 100 | 200 |
|--|--------------|------------|------------|-------|---|-----|-----|
| 1. Affluent Achievers | | | | | | | |
| 1.A Lavish Lifestyles | | | | | | | |
| 1.A.1 Exclusive enclaves | 0 | 0.0 | 0.1 | 0 | | | |
| 1.A.2 Metropolitan money | 0 | 0.0 | 0.1 | 0 | | | |
| 1.A.3 Large house luxury | 0 | 0.0 | 0.9 | 0 | | | |
| 1.B Executive Wealth | | | | | | | |
| 1.B.4 Asset rich families | 220 | 6.1 | 2.6 | 231 | | | |
| 1.B.5 Wealthy countryside commuters | 58 | 1.6 | 2.5 | 65 | | | |
| 1.B.6 Financially comfortable families | 3 | 0.1 | 2.2 | 4 | | | |
| 1.B.7 Affluent professionals | 29 | 0.8 | 0.9 | 95 | | | |
| 1.B.8 Prosperous suburban families | 0 | 0.0 | 1.5 | 0 | | | |
| 1.B.9 Well-off edge of towners | 0 | 0.0 | 1.6 | 0 | | | |
| 1.C Mature Money | | | | | | | |
| 1.C.10 Better-off villagers | 486 | 13.5 | 3.1 | 439 | | | |
| 1.C.11 Settled suburbia, older people | 416 | 11.6 | 2.8 | 411 | | | |
| 1.C.12 Retired and empty nesters | 33 | 0.9 | 2.5 | 37 | | | |
| 1.C.13 Upmarket downsizers | 292 | 8.1 | 1.3 | 628 | | | |
| 2. Rising Prosperity | | | | | | | |
| 2.D City Sophisticates | | | | | | | |
| 2.D.14 Townhouse cosmopolitans | 0 | 0.0 | 0.7 | 0 | | | |
| 2.D.15 Younger professionals in smaller flats | 0 | 0.0 | 1.5 | 0 | | | |
| 2.D.16 Metropolitan professionals | 0 | 0.0 | 0.7 | 0 | | | |
| 2.D.17 Socialising young renters | 0 | 0.0 | 1.0 | 0 | | | |
| 2.E Career Climbers | | | | | | | |
| 2.E.18 Career driven young families | 1 | 0.0 | 2.0 | 1 | | | |
| 2.E.19 First time buyers in small, modern homes | 6 | 0.2 | 3.4 | 5 | | | |
| 2.E.20 Mixed metropolitan areas | 0 | 0.0 | 1.0 | 0 | | | |
| 3. Comfortable Communities | | | | | | | |
| 3.F Countryside Communities | | | | | | | |
| 3.F.21 Farms and cottages | 10 | 0.3 | 1.5 | 18 | | | |
| 3.F.22 Older couples and families in rural areas | 0 | 0.0 | 1.0 | 0 | | | |
| 3.F.23 Owner occupiers in small towns and villages | 249 | 6.9 | 3.2 | 216 | | | |
| 3.G Successful Suburbs | | | | | | | |
| 3.G.24 Comfortably-off families in modern housing | 80 | 2.2 | 2.7 | 82 | | | |
| 3.G.25 Larger family homes, multi-ethnic areas | 0 | 0.0 | 0.8 | 0 | | | |
| 3.G.26 Semi-professional families, owner occupied neighbourhoods | 228 | 6.3 | 2.4 | 261 | | | |
| 3.H Steady Neighbourhoods | | | | | | | |
| 3.H.27 Suburban semis, conventional attitudes | 54 | 1.5 | 3.5 | 43 | | | |
| 3.H.28 Owner occupied terraces, average income | 0 | 0.0 | 1.6 | 0 | | | |
| 3.H.29 Established suburbs, older families | 32 | 0.9 | 2.3 | 38 | | | |
| 3.I Comfortable Seniors | | | | | | | |
| 3.I.30 Older people, neat and tidy neighbourhoods | 201 | 5.6 | 2.4 | 236 | | | |
| 3.I.31 Elderly singles in purpose-built accommodation | 0 | 0.0 | 0.5 | 0 | | | |
| 3.J Starting Out | | | | | | | |
| 3.J.32 Educated families in terraces, young children | 76 | 2.1 | 2.2 | 98 | | | |
| 3.J.33 Smaller houses and starter homes | 34 | 0.9 | 2.4 | 39 | | | |
| 4. Financially Stretched | | | | | | | |
| 4.K Student Life | | | | | | | |
| 4.K.34 Student flats and halls of residence | 0 | 0.0 | 0.3 | 0 | | | |
| 4.K.35 Term-time terraces | 0 | 0.0 | 0.2 | 0 | | | |
| 4.K.36 Educated young people in flats and tenements | 0 | 0.0 | 1.9 | 0 | | | |
| 4.L Modest Means | | | | | | | |
| 4.L.37 Low cost flats in suburban areas | 71 | 2.0 | 1.4 | 137 | | | |
| 4.L.38 Semi-skilled workers in traditional neighbourhoods | 423 | 11.8 | 2.6 | 447 | | | |
| 4.L.39 Fading owner occupied terraces | 100 | 2.8 | 2.9 | 95 | | | |
| 4.L.40 High occupancy terraces, culturally diverse family areas | 0 | 0.0 | 1.0 | 0 | | | |
| 4.M Striving Families | | | | | | | |
| 4.M.41 Labouring semi-rural estates | 22 | 0.6 | 1.6 | 38 | | | |
| 4.M.42 Struggling young families in post-war terraces | 34 | 0.9 | 1.6 | 58 | | | |
| 4.M.43 Families in right-to-buy estates | 0 | 0.0 | 2.0 | 0 | | | |
| 4.M.44 Post-war estates, limited means | 16 | 0.4 | 2.2 | 20 | | | |
| 4.N Poorer Pensioners | | | | | | | |
| 4.N.45 Pensioners in social housing, semis and terraces | 78 | 2.2 | 0.8 | 276 | | | |
| 4.N.46 Elderly people in social rented flats | 38 | 1.1 | 1.0 | 102 | | | |
| 4.N.47 Low income older people in smaller semis | 0 | 0.0 | 2.2 | 0 | | | |
| 4.N.48 Pensioners and singles in social rented flats | 99 | 2.8 | 1.7 | 161 | | | |
| 5. Urban Adversity | | | | | | | |
| 5.O Young Hardship | | | | | | | |
| 5.O.49 Young families in low cost private flats | 44 | 1.2 | 2.2 | 56 | | | |
| 5.O.50 Struggling younger people in mixed tenure | 103 | 2.9 | 1.8 | 159 | | | |
| 5.O.51 Young people in small, low cost terraces | 0 | 0.0 | 2.3 | 0 | | | |
| 5.P Struggling Estates | | | | | | | |
| 5.P.52 Poorer families, many children, terraced housing | 0 | 0.0 | 1.6 | 0 | | | |
| 5.P.53 Low income terraces | 0 | 0.0 | 0.8 | 0 | | | |
| 5.P.54 Multi-ethnic, purpose-built estates | 0 | 0.0 | 1.0 | 0 | | | |
| 5.P.55 Deprived and ethnically diverse in flats | 0 | 0.0 | 0.7 | 0 | | | |
| 5.P.56 Low income large families in social rented semis | 0 | 0.0 | 1.6 | 0 | | | |
| 5.Q Difficult Circumstances | | | | | | | |
| 5.Q.57 Social rented flats, families and single parents | 9 | 0.3 | 1.5 | 17 | | | |
| 5.Q.58 Singles and young families, some receiving benefits | 12 | 0.3 | 1.8 | 19 | | | |
| 5.Q.59 Deprived areas and high-rise flats | 29 | 0.8 | 2.0 | 41 | | | |
| 6. Not Private Households | | | | | | | |
| 6.R Not Private Households | | | | | | | |
| 6.R.60 Active communal population | 4 | 0.1 | 0.1 | 187 | | | |
| 6.R.61 Inactive communal population | 7 | 0.2 | 0.3 | 68 | | | |
| 6.R.62 Business areas without resident population | 0 | 0 | 0 | 0 | | | |
| Total households | 3,597 | | | | | | |

DOMINANT ACORN GROUP - HOUSEHOLDS

© 2024 CACI Limited and all other applicable third party notices (Acorn) can be found at www.caci.co.uk/copyrightnotices.pdf

Source: OS Open Data 2018

Area: P03170_Bishops Blaize, Richmond, DL10 4QL (1 Mile contour)



- Dominant Acorn Category
- % Affluent Achievers
- % Rising Prosperity
- % Comfortable Communities
- % Financially Stretched
- % Urban Adversity
- Dominant Acorn Group

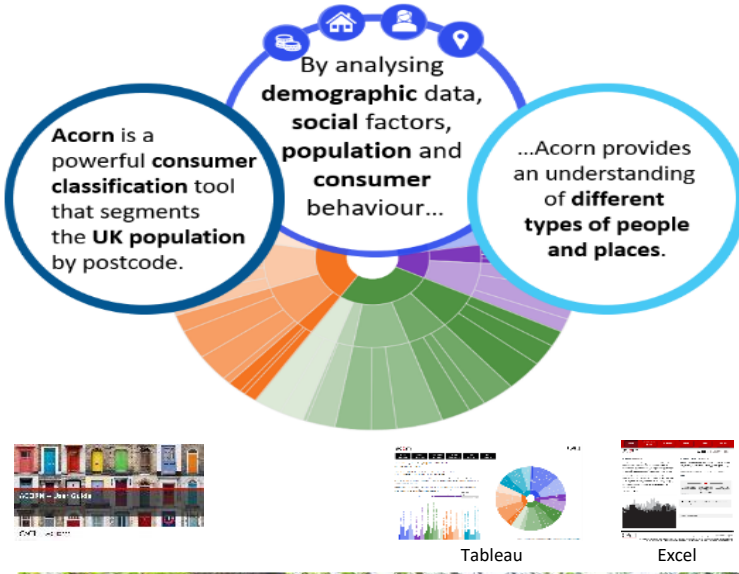
Acorn Groups

- 1.A Lavish Lifestyles
- 1.B Executive Wealth
- 1.C Mature Money
- 2.D City Sophisticates
- 2.E Career Climbers
- 3.F Countryside Communities
- 3.G Successful Suburbs
- 3.H Steady Neighbourhoods
- 3.I Comfortable Seniors
- 3.J Starting Out
- 4.K Student Life
- 4.L Modest Means
- 4.M Striving Families
- 4.N Poorer Pensioners
- 5.O Young Hardship
- 5.P Struggling Estates
- 5.Q Difficult Circumstances
- 6.R Not Private Households

Area boundary

ACORN - WHAT IS IT?

© 2024 CACI Limited and all other applicable third party notices (Acorn) can be found at www.caci.co.uk/copyrightnotices.pdf



6 CATEGORIES 18 GROUPS 62 TYPES

| | | |
|----------------------------|----------------------------|-------|
| 1. Affluent Achievers | A. Lavish Lifestyles | 1-3 |
| | B. Executive Wealth | 4-9 |
| | C. Mature Money | 10-13 |
| 2. Rising Prosperity | D. City Sophisticates | 14-17 |
| | E. Career Climbers | 18-20 |
| | F. Countryside Communities | 21-23 |
| | G. Successful Suburbs | 24-26 |
| | H. Steady Neighbourhoods | 27-29 |
| | I. Comfortable Seniors | 30-31 |
| | J. Starting Out | 32-33 |
| 3. Comfortable Communities | K. Student Life | 34-36 |
| | L. Modest Means | 37-40 |
| | M. Striving Families | 41-44 |
| | N. Poorer Pensioners | 45-48 |
| 4. Financially Stretched | O. Young Hardship | 49-51 |
| | P. Struggling Estates | 52-56 |
| | Q. Difficult Circumstances | 57-59 |
| 5. Urban Adversity | R. Not Private Households | 60-62 |
| 6. Not Private Households | | |

1 Affluent Achievers

Age range: **55+**

Financial situation: Running into debt ↔ Saving a lot

Children at home: **0**

House type: **Detached**

House tenure: **Owned outright**

Number of beds: **4+**

These are some of the most financially successful people in the UK. They live in affluent, high status areas of the country. They are healthy, wealthy and confident consumers.

Acorn Groups within Category 1: Affluent Achievers

- A. Lavish Lifestyles: 6%
- B. Executive Wealth: 54%
- C. Mature Money: 40%



MAP OF AREA

© 2024 CACI Limited and all other applicable third party notices can be found at www.caci.co.uk/copyrightnotices.pdf

Source: OS Open Data 2018

Area: P03170_Bishops Blaize, Richmond, DL10 4QL (1 Mile contour)

