

CGA LICENCED PREMISES

© 2024 CACI Limited and all other applicable third party notices (CGA) can be found at www.caci.co.uk/copyrightnotices.pdf

Area: P00417_Crown Inn, Coleford, GL16 7HX (1 M)
 Base: Great Britain
 Year: 2023

Licence Type	Profile	Per 1000 Pop (Area)	Per 1000 Pop (Base)	Index	0	100	200
Pubs & Full On	6	83.2	81.7	102			
Proprietary Club	0	0.0	7.3	0			
Registered Club	4	55.5	28.2	197			
Restaurant	2	27.7	32.1	86			
Residential	1	13.9	2.7	519			

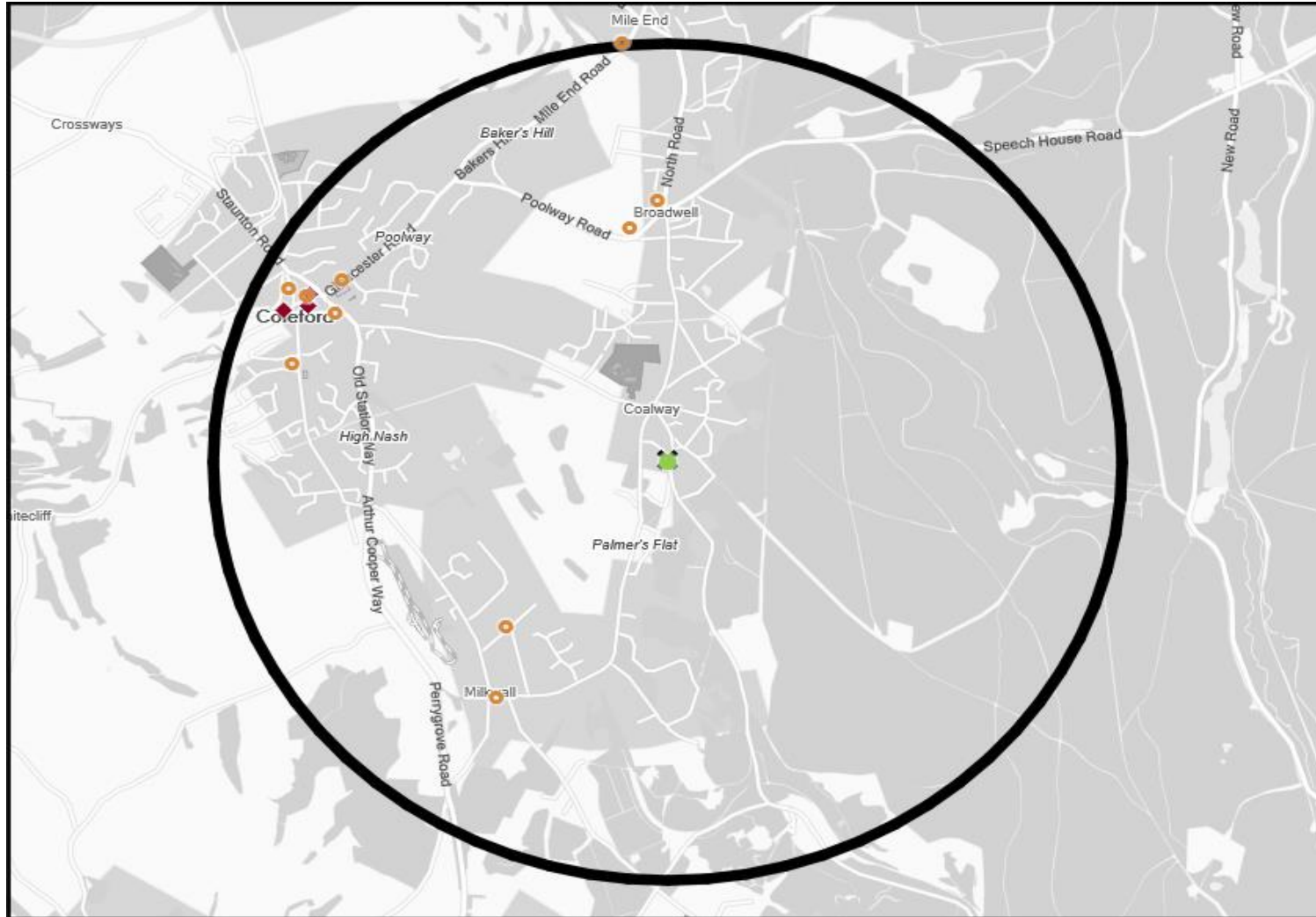
Name	Description	License Type	Owner Name	Postcode
Crown Inn	Admiral Taverns Ltd	Pubs & Full On	Admiral Taverns Ltd	GL16 7HX
Feathers	*Other Small Retail Groups	Pubs & Full On	*Other Small Retail Groups	GL16 8AA
Angel Hotel	Unknown	Pubs & Full On	Unknown	GL16 8AE
White Hart Inn	*Other Small Retail Groups	Pubs & Full On	*Other Small Retail Groups	GL16 8AW
Bells Hotel Golf Club	Independent Free	Registered Club	Independent Free	GL16 8BD
Forest House Hotel	Independent Free	Residential	Independent Free	GL16 8HQ
Tufthorn Inn	Independent Free	Pubs & Full On	Independent Free	GL16 8PZ
Broadwell Ex Service Mens	Independent Free	Registered Club	Independent Free	GL16 7BG
Milkwall Football Club	Independent Free	Registered Club	Independent Free	GL16 7LA
Balti Hut	Independent Free	Restaurant	Independent Free	GL16 8BH
Rimto	Independent Free	Restaurant	Independent Free	GL16 8AG
Broadwell Amateurs Football Club	Independent Free	Registered Club	Independent Free	GL16 7BE
Dog House Micro Pub	Independent Free	Pubs & Full On	Independent Free	GL16 8AP

MAP OF AREA

© 2024 CACI Limited and all other applicable third party notices (CGA) can be found at www.caci.co.uk/copyrightnotices.pdf

Source: OS Open Data 2018

Area: P00417_Crown Inn, Coleford, GL16 7HX (1 Mile contour)



KEY

- Large pub co's & bars
 - Admiral Taverns Ltd
 - Ei Group
 - Greene King
 - Marston's
 - Mitchells & Butlers
 - Punch Pub Company
 - Stonegate Pub Company
 - Star Pubs & Bars
 - Wetherspoon
 - Whitbread
 - Shepherd Neame
- Small to medium pub co's & bars
- Family Brewers with pubs
- Hotels
- Restaurants
- Leisure
- Independent
- Other
- Site Location
- Boundary

ACORN CATEGORY PROFILE - HOUSEHOLDS

© 2024 CACI Limited and all other applicable third party notices (Acorn) can be found at www.caci.co.uk/copyrightnotices.pdf

Area: P00417_Crown Inn, Coleford, GL16 7HX (1 Mile contour)
Base: Great Britain
Year: 2023

Acorn Category Description	Area Profile	% for Area	% for Base	Index 0	100	200
1 Affluent Achievers	413	12.6	22.1	57		
2 Rising Prosperity	35	1.1	10.2	10		
3 Comfortable Communities	1,533	46.8	26.5	177		
4 Financially Stretched	914	27.9	23.7	118		
5 Urban Adversity	371	11.3	17.2	66		
6 Not Private Households	11	0.3	0.3	98		
Total households	3,277					

Acorn Category Pen Portrait

4 Financially Stretched 12.2M UK Adults 23.1% of UK

Age range
All ages

Financial situation
Running into debt Saving a lot

Children at home
Mixed

House type
Semi-detached or terraced

House tenure
Social renting

Number of beds
1-3

Acorn Groups within Category 4: Financially Stretched

- K Student Life 13%
- L Modest Means 34%
- M Striving Families 34%
- N Poorer Pensioners 20%

This category contains a mix of traditional areas of Britain, including social housing developments specifically for the elderly. It also includes student term-time areas.

ACORN GROUP PROFILE - HOUSEHOLDS

© 2024 CACI Limited and all other applicable third party notices (Acorn) can be found at www.caci.co.uk/copyrightnotices.pdf

Area: P00417_Crown Inn, Coleford, GL16 7HX (1 Mile contour)
 Base: Great Britain
 Year: 2023

Acorn Group Description	Area Profile	% for Area	% for Base	Index	0	100	200
1. Affluent Achievers							
1.A Lavish Lifestyles	0	0.0	1.1	0			
1.B Executive Wealth	63	1.9	11.3	17			
1.C Mature Money	350	10.7	9.6	111			
2. Rising Prosperity							
2.D City Sophisticates	0	0.0	3.8	0			
2.E Career Climbers	35	1.1	6.4	17			
3. Comfortable Communities							
3.F Countryside Communities	660	20.1	5.7	351			
3.G Successful Suburbs	404	12.3	6.0	207			
3.H Steady Neighbourhoods	37	1.1	7.4	15			
3.I Comfortable Seniors	230	7.0	2.9	246			
3.J Starting Out	202	6.2	4.6	135			
4. Financially Stretched							
4.K Student Life	0	0.0	2.5	0			
4.L Modest Means	357	10.9	8.0	136			
4.M Striving Families	281	8.6	7.4	115			
4.N Poorer Pensioners	276	8.4	5.8	146			
5. Urban Adversity							
5.O Young Hardship	233	7.1	6.3	114			
5.P Struggling Estates	84	2.6	5.7	45			
5.Q Difficult Circumstances	54	1.6	5.2	31			
6. Not Private Households							
6.R Not Private Households	11	0.3	0.3	98			
Total households	3,277						

Acorn Group Pen Portrait

4 K Student Life 1.6M UK Adults 3.0% of UK

Students and young people with little income living in halls of residence or shared houses. These are areas dominated by students and young people, often recent graduates. At least half of the people here, usually more, are studying.

CORE DEMOGRAPHICS

Age range 18-24	Children at home 0
House tenure Privately renting	Family structure Single
Number of beds 4+	House type Flat or maisonette

BRANDS

SHOPPING:			
LEISURE:			
WEBSITES:			

DIGITAL ATTITUDES

I worry about online security 58% <small>UK average: 48%</small>	Shopping online makes my life easier 68% <small>UK average: 62%</small>	I love the ease of using chat bots to get answers 44% <small>UK average: 28%</small>
---	--	---

FINANCIAL PROFILE

Household income £33k (UK) / £36k (London) <small>Average: £40k / Average: £46k</small>	% Disposable income 26% (UK) / 16% (London) <small>Average: 43% / Average: 29%</small>	Financial situation Running into debt / Saving a lot
---	--	---

TOP BEHAVIOURS

Love to buy new gadgets and appliances	Research beauty online	Social media: Snapchat, YouTube and TikTok
---	-------------------------------	---



CATEGORY	GROUP	TYPE	MAP	WHAT IS ACORN?
----------	-------	------	-----	----------------

ACORN TYPE PROFILE - HOUSEHOLDS

© 2024 CACI Limited and all other applicable third party notices (Acorn) can be found at www.caci.co.uk/copyrightnotices.pdf

Area: P00417_Crown Inn, Coleford, GL16 7HX (1 Mile contour)
 Base: Great Britain
 Year: 2023

Sort by: Acorn Structure
 Index
 Profile %

Acorn Type Description	Area Profile	% for Area	% for Base	Index	0	100	200
1. Affluent Achievers							
1.A Lavish Lifestyles							
1.A.1 Exclusive enclaves	0	0.0	0.1	0			
1.A.2 Metropolitan money	0	0.0	0.1	0			
1.A.3 Large house luxury	0	0.0	0.9	0			
1.B Executive Wealth							
1.B.4 Asset rich families	28	0.9	2.6	32			
1.B.5 Wealthy countryside commuters	0	0.0	2.5	0			
1.B.6 Financially comfortable families	35	1.1	2.2	48			
1.B.7 Affluent professionals	0	0.0	0.9	0			
1.B.8 Prosperous suburban families	0	0.0	1.5	0			
1.B.9 Well-off edge of towners	0	0.0	1.6	0			
1.C Mature Money							
1.C.10 Better-off villagers	11	0.3	3.1	11			
1.C.11 Settled suburbia, older people	10	0.3	2.8	11			
1.C.12 Retired and empty nesters	329	10.0	2.5	408			
1.C.13 Upmarket downsizers	0	0.0	1.3	0			
2. Rising Prosperity							
2.D City Sophisticates							
2.D.14 Townhouse cosmopolitans	0	0.0	0.7	0			
2.D.15 Younger professionals in smaller flats	0	0.0	1.5	0			
2.D.16 Metropolitan professionals	0	0.0	0.7	0			
2.D.17 Socialising young renters	0	0.0	1.0	0			
2.E Career Climbers							
2.E.18 Career driven young families	35	1.1	2.0	54			
2.E.19 First time buyers in small, modern homes	0	0.0	3.4	0			
2.E.20 Mixed metropolitan areas	0	0.0	1.0	0			
3. Comfortable Communities							
3.F Countryside Communities							
3.F.21 Farms and cottages	0	0.0	1.5	0			
3.F.22 Older couples and families in rural areas	78	2.4	1.0	237			
3.F.23 Owner occupiers in small towns and villages	582	17.8	3.2	553			
3.G Successful Suburbs							
3.G.24 Comfortably-off families in modern housing	366	11.2	2.7	414			
3.G.25 Larger family homes, multi-ethnic areas	0	0.0	0.8	0			
3.G.26 Semi-professional families, owner occupied neighbourhoods	38	1.2	2.4	48			
3.H Steady Neighbourhoods							
3.H.27 Suburban semis, conventional attitudes	0	0.0	3.5	0			
3.H.28 Owner occupied terraces, average income	0	0.0	1.6	0			
3.H.29 Established suburbs, older families	37	1.1	2.3	48			
3.I Comfortable Seniors							
3.I.30 Older people, neat and tidy neighbourhoods	230	7.0	2.4	296			
3.I.31 Elderly singles in purpose-built accommodation	0	0.0	0.5	0			
3.J Starting Out							
3.J.32 Educated families in terraces, young children	0	0.0	2.2	0			
3.J.33 Smaller houses and starter homes	202	6.2	2.4	257			
4. Financially Stretched							
4.K Student Life							
4.K.34 Student flats and halls of residence	0	0.0	0.3	0			
4.K.35 Term-time terraces	0	0.0	0.2	0			
4.K.36 Educated young people in flats and tenements	0	0.0	1.9	0			
4.L Modest Means							
4.L.37 Low cost flats in suburban areas	117	3.6	1.4	247			
4.L.38 Semi-skilled workers in traditional neighbourhoods	142	4.3	2.6	165			
4.L.39 Fading owner occupied terraces	98	3.0	2.9	102			
4.L.40 High occupancy terraces, culturally diverse family areas	0	0.0	1.0	0			
4.M Striving Families							
4.M.41 Labouring semi-rural estates	211	6.4	1.6	404			
4.M.42 Struggling young families in post-war terraces	10	0.3	1.6	19			
4.M.43 Families in right-to-buy estates	42	1.3	2.0	63			
4.M.44 Post-war estates, limited means	18	0.5	2.2	25			
4.N Poorer Pensioners							
4.N.45 Pensioners in social housing, semis and terraces	22	0.7	0.8	85			
4.N.46 Elderly people in social rented flats	40	1.2	1.0	118			
4.N.47 Low income older people in smaller semis	178	5.4	2.2	243			
4.N.48 Pensioners and singles in social rented flats	36	1.1	1.7	64			
5. Urban Adversity							
5.O Young Hardship							
5.O.49 Young families in low cost private flats	117	3.6	2.2	163			
5.O.50 Struggling younger people in mixed tenure	116	3.5	1.8	197			
5.O.51 Young people in small, low cost terraces	0	0.0	2.3	0			
5.P Struggling Estates							
5.P.52 Poorer families, many children, terraced housing	0	0.0	1.6	0			
5.P.53 Low income terraces	0	0.0	0.8	0			
5.P.54 Multi-ethnic, purpose-built estates	0	0.0	1.0	0			
5.P.55 Deprived and ethnically diverse in flats	0	0.0	0.7	0			
5.P.56 Low income large families in social rented semis	84	2.6	1.6	160			
5.Q Difficult Circumstances							
5.Q.57 Social rented flats, families and single parents	7	0.2	1.5	14			
5.Q.58 Singles and young families, some receiving benefits	47	1.4	1.8	81			
5.Q.59 Deprived areas and high-rise flats	0	0.0	2.0	0			
6. Not Private Households							
6.R Not Private Households							
6.R.60 Active communal population	1	0.0	0.1	51			
6.R.61 Inactive communal population	10	0.3	0.3	107			
6.R.62 Business areas without resident population	0	0	0	0			
Total households	3,277						

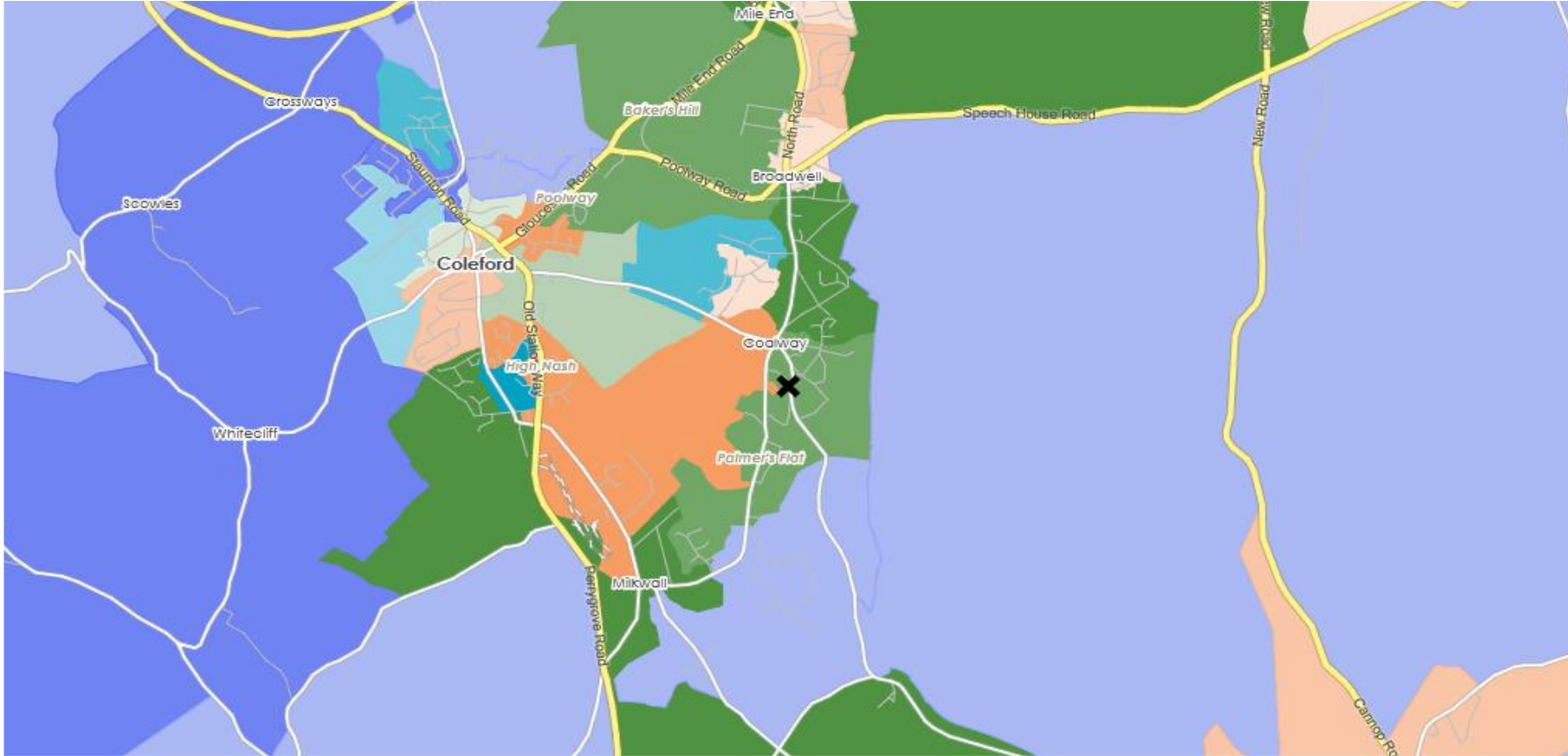
CATEGORY GROUP TYPE **MAP** WHAT IS ACORN?

DOMINANT ACORN GROUP - HOUSEHOLDS

© 2024 CACI Limited and all other applicable third party notices (Acorn) can be found at www.caci.co.uk/copyrightnotices.pdf

Source: OS Open Data 2018

Area: P00417_Crown Inn, Coleford, GL16 7HX (1 Mile contour)



- Dominant Acorn Category
- % Affluent Achievers
- % Rising Prosperity
- % Comfortable Communities
- % Financially Stretched
- % Urban Adversity
- Dominant Acorn Group

- Acorn Groups**
- 1.A Lavish Lifestyles
 - 1.B Executive Wealth
 - 1.C Mature Money
 - 2.D City Sophisticates
 - 2.E Career Climbers
 - 3.F Countryside Communities
 - 3.G Successful Suburbs
 - 3.H Steady Neighbourhoods
 - 3.I Comfortable Seniors
 - 3.J Starting Out
 - 4.K Student Life
 - 4.L Modest Means
 - 4.M Striving Families
 - 4.N Poorer Pensioners
 - 5.O Young Hardship
 - 5.P Struggling Estates
 - 5.Q Difficult Circumstances
 - 6.R Not Private Households

Area boundary

ACORN - WHAT IS IT?

© 2024 CACI Limited and all other applicable third party notices (Acorn) can be found at www.caci.co.uk/copyrightnotices.pdf



6 CATEGORIES 18 GROUPS 62 TYPES

1. Affluent Achievers	<input type="radio"/>	A. Lavish Lifestyles	1-3
	<input type="radio"/>	B. Executive Wealth	4-9
	<input type="radio"/>	C. Mature Money	10-13
2. Rising Prosperity	<input type="radio"/>	D. City Sophisticates	14-17
	<input type="radio"/>	E. Career Climbers	18-20
3. Comfortable Communities	<input type="radio"/>	F. Countryside Communities	21-23
	<input type="radio"/>	G. Successful Suburbs	24-26
	<input type="radio"/>	H. Steady Neighbourhoods	27-29
	<input type="radio"/>	I. Comfortable Seniors	30-31
	<input type="radio"/>	J. Starting Out	32-33
4. Financially Stretched	<input type="radio"/>	K. Student Life	34-36
	<input type="radio"/>	L. Modest Means	37-40
	<input type="radio"/>	M. Striving Families	41-44
	<input type="radio"/>	N. Poorer Pensioners	45-48
5. Urban Adversity	<input type="radio"/>	O. Young Hardship	49-51
	<input type="radio"/>	P. Struggling Estates	52-56
	<input type="radio"/>	Q. Difficult Circumstances	57-59
6. Not Private Households	<input type="radio"/>	R. Not Private Households	60-62

1 Affluent Achievers

Age range: **55+**

Financial situation: Running into debt ↔ Saving a lot

Children at home: **0**

House type: **Detached**

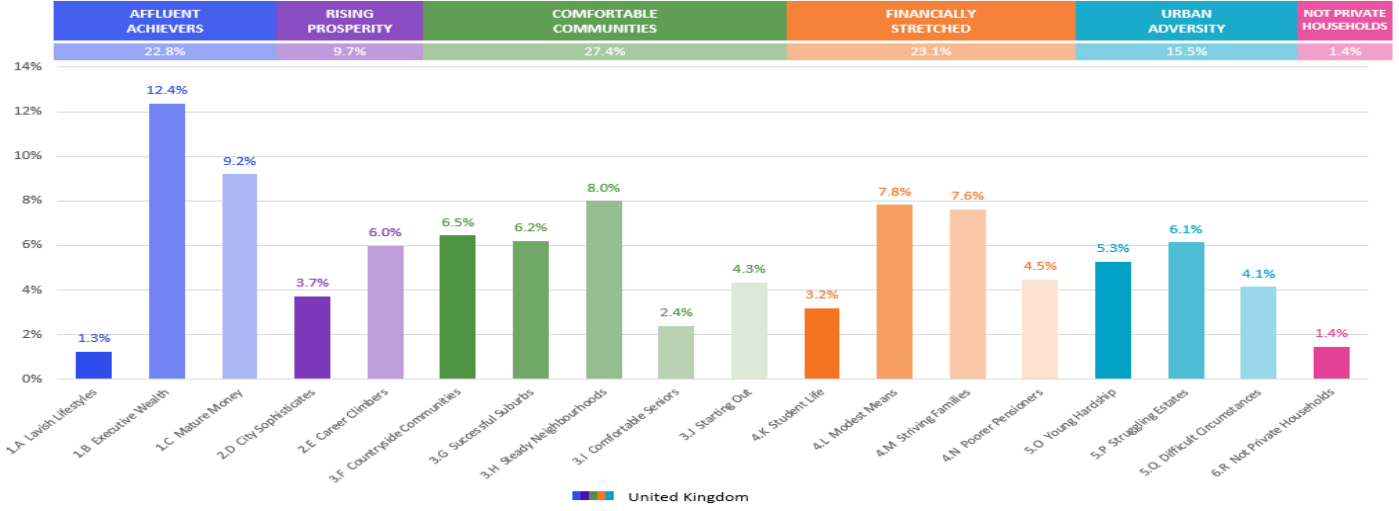
House tenure: **Owned outright**

Number of beds: **4+**

These are some of the most financially successful people in the UK. They live in affluent, high status areas of the country. They are healthy, wealthy and confident consumers.

Acorn Groups within Category 1: Affluent Achievers

- A. Lavish Lifestyles: 6%
- B. Executive Wealth: 54%
- C. Mature Money: 40%



MAP OF AREA

© 2024 CACI Limited and all other applicable third party notices can be found at www.caci.co.uk/copyrightnotices.pdf

Source: OS Open Data 2018

Area: P00417_Crown Inn, Coleford, GL16 7HX (1 Mile contour)

