

CGA LICENCED PREMISES

© 2024 CACI Limited and all other applicable third party notices (CGA) can be found at www.caci.co.uk/copyrightnotices.pdf

Area: P00015_Albert Inn, Caernarfon, LL55 2PN (1)
 Base: Great Britain
 Year: 2023

Licence Type	Profile	Per 1000 Pop (Area)	Per 1000 Pop (Base)	Index	0	100	200
Pubs & Full On	21	220.5	81.7	270			
Proprietary Club	2	21.0	7.3	288			
Registered Club	7	73.5	28.2	261			
Restaurant	9	94.5	32.1	294			
Residential	0	0.0	2.7	0			

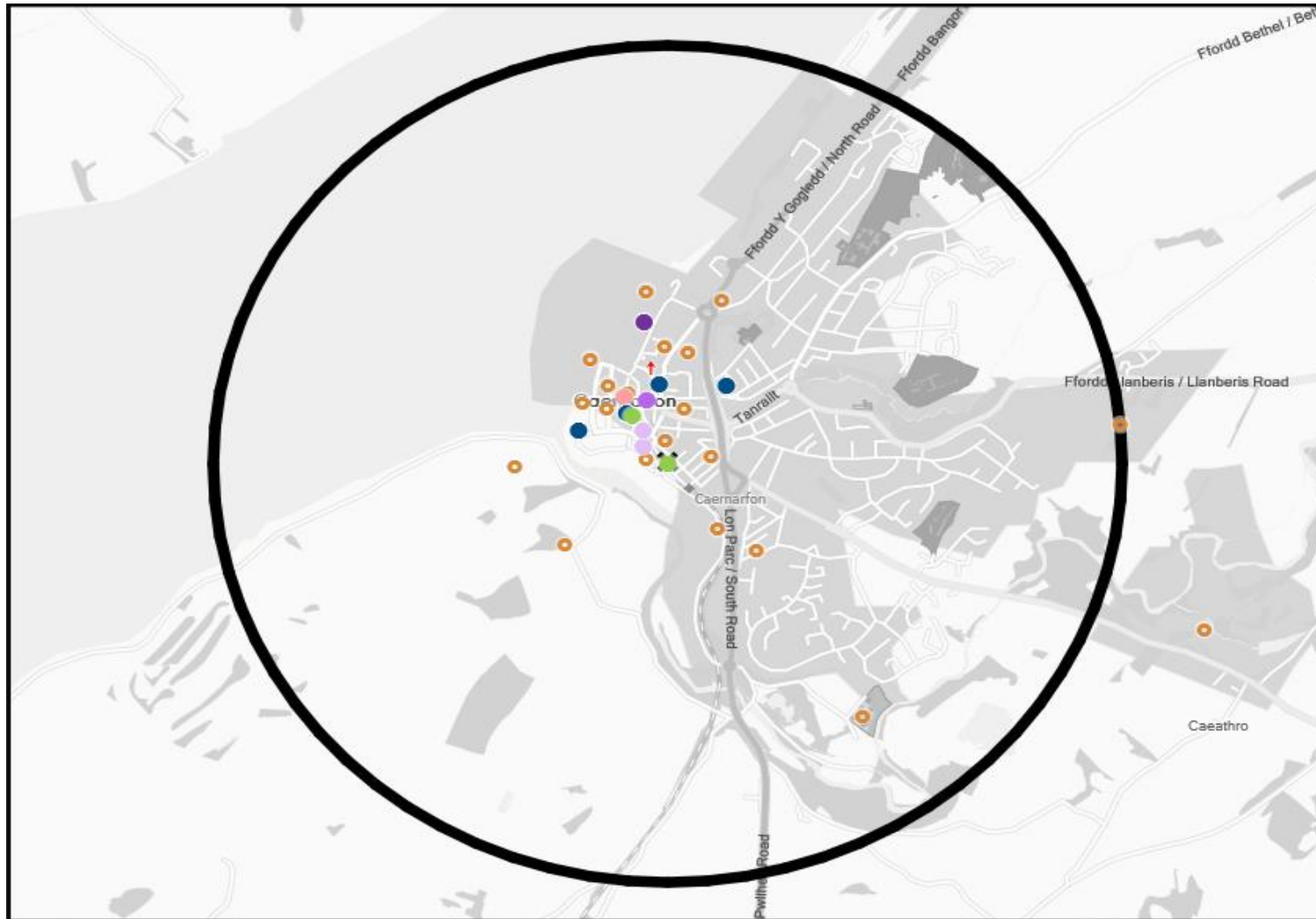
Name	Description	License Type	Owner Name	Postcode
Caernarvon Golf Club	Independent Free	Registered Club	Independent Free	LL54 5RR
Coed Helen Caravan Park	Independent Free	Proprietary Club	Independent Free	LL54 5RS
Ship & Castle	Marston's	Pubs & Full On	Marston's	LL55 1AT
Alexandra Hotel	Independent Free	Pubs & Full On	Independent Free	LL55 1BA
Celtic Royal Hotel	Independent Free	Pubs & Full On	Independent Free	LL55 1AY
Twthill Vaults	Marston's	Pubs & Full On	Marston's	LL55 1PB
Four Alls	Robinsons	Pubs & Full On	Robinsons	LL55 1RF
Crown	Star Pubs & Bars	Pubs & Full On	Star Pubs & Bars	LL55 1RH
Bengal Spice Restaurant	Independent Free	Restaurant	Independent Free	LL55 1RR
Clwb Canol Dre	Independent Free	Registered Club	Independent Free	LL55 1RT
Black Boy Inn	Independent Free	Pubs & Full On	Independent Free	LL55 1RW
Royal Welsh Yacht Club	Independent Free	Registered Club	Independent Free	LL55 1SN
Caernarvon Sailing Club	Independent Free	Registered Club	Independent Free	LL55 1SR
Majestic Bingo	Majestic Bingo Ltd	Proprietary Club	Majestic Bingo Ltd	LL55 1SY
Caernarfon Ex-Service Club	Independent Free	Registered Club	Independent Free	LL55 2AF
Palace Vaults	Marston's	Pubs & Full On	Marston's	LL55 1RR
Anglesey Arms	Marston's	Pubs & Full On	Marston's	LL55 1SG
Caernarvon Town Football Club	Independent Free	Registered Club	Independent Free	LL55 2HT
Castle Hotel	Stonegate Pub Company	Pubs & Full On	Stonegate Pub Company	LL55 2NN
Morgan Lloyd	Stonegate Pub Company	Pubs & Full On	Stonegate Pub Company	LL55 2NF
Albert Inn	Admiral Taverns Ltd	Pubs & Full On	Admiral Taverns Ltd	LL55 2PN
Eagles Hotel	Red Oak Taverns	Pubs & Full On	Red Oak Taverns	LL55 2RF
Caernarvon Rugby Club	Independent Free	Registered Club	Independent Free	LL55 2YE
Stones Bistro	Independent Free	Restaurant	Independent Free	LL55 1RF
Tafarn Y Porth	Wetherspoons GB	Pubs & Full On	Wetherspoons GB	LL55 1AG
Copa Diner And Bar	Independent Free	Pubs & Full On	Independent Free	LL55 2YD
Wal	Independent Free	Restaurant	Independent Free	LL55 1RR
Galeri	Independent Free	Pubs & Full On	Independent Free	LL55 1SQ
Hole In The Wall Inn	Admiral Taverns Ltd	Pubs & Full On	Admiral Taverns Ltd	LL55 1RF
Harbour	Whitbread	Pubs & Full On	Whitbread	LL55 1SQ
Fus	Independent Free	Restaurant	Independent Free	LL55 1TH
Osteria	Independent Free	Restaurant	Independent Free	LL55 1RF
Curry Scene	Independent Free	Restaurant	Independent Free	LL55 1AR
Caffi Maes	Independent Free	Restaurant	Independent Free	LL55 2NF
Copa Bar & Diner	Independent Free	Pubs & Full On	Independent Free	LL55 2NA
Old Market Hall	Independent Free	Pubs & Full On	Independent Free	LL55 1RR
Ty Glyndwr Bunkhouse	Independent Free	Pubs & Full On	Independent Free	LL55 1SE
Caernarfon Tandoori	Independent Free	Restaurant	Independent Free	LL55 1NS
Marina Cei	Independent Free	Restaurant	Independent Free	LL55 2PB

MAP OF AREA

© 2024 CACI Limited and all other applicable third party notices (CGA) can be found at www.caci.co.uk/copyrightnotices.pdf

Source: OS Open Data 2018

Area: P00015_Albert Inn, Caernarfon, LL55 2PN (1 Mile contour)



KEY

- Large pub co's & bars
 - Admiral Taverns Ltd
 - Ei Group
 - Greene King
 - Marston's
 - Mitchells & Butlers
 - Punch Pub Company
 - Stonegate Pub Company
 - Star Pubs & Bars
 - Wetherspoon
 - Whitbread
 - Shepherd Neame
- Small to medium pub co's & bars
 - Family Brewers with pubs
- Hotels
- Restaurants
- Leisure
- Independent
- Other
- Site Location
- Boundary

ACORN CATEGORY PROFILE - HOUSEHOLDS

© 2024 CACI Limited and all other applicable third party notices (Acorn) can be found at www.caci.co.uk/copyrightnotices.pdf

Area: P00015_Albert Inn, Caernarfon, LL55 2PN (1 Mile contour)
Base: Great Britain
Year: 2023

Acorn Category Description	Area Profile	% for Area	% for Base	Index 0	100	200
1 Affluent Achievers	631	14.5	22.1	66		
2 Rising Prosperity	6	0.1	10.2	1		
3 Comfortable Communities	805	18.5	26.5	70		
4 Financially Stretched	1,586	36.5	23.7	154		
5 Urban Adversity	1,291	29.7	17.2	173		
6 Not Private Households	26	0.6	0.3	174		
Total households	4,345					

Acorn Category Pen Portrait

5 Urban Adversity
8.4M UK Adults
15.9% of UK

Age range
25-34

Financial situation

Children at home
3+

House type
Flat or terraced

House tenure
Social renting

Number of beds
1-2

This category contains the most deprived areas of towns and cities across the UK. Household incomes are low, nearly always below the national average.

Acorn Groups within Category 5: Urban Adversity

- O Young Hardship 32%
- P Struggling Estates 41%
- Q Difficult Circumstances 27%

ACORN GROUP PROFILE - HOUSEHOLDS

© 2024 CACI Limited and all other applicable third party notices (Acorn) can be found at www.caci.co.uk/copyrightnotices.pdf

Area: P00015_Albert Inn, Caernarfon, LL55 2PN (1 Mile contour)
Base: Great Britain
Year: 2023

Acorn Group Description	Area Profile	% for Area	% for Base	Index 0	100	200
1. Affluent Achievers						
1.A Lavish Lifestyles	0	0.0	1.1	0		
1.B Executive Wealth	203	4.7	11.3	41		
1.C Mature Money	428	9.9	9.6	102		
2. Rising Prosperity						
2.D City Sophisticates	0	0.0	3.8	0		
2.E Career Climbers	6	0.1	6.4	2		
3. Comfortable Communities						
3.F Countryside Communities	128	2.9	5.7	51		
3.G Successful Suburbs	301	6.9	6.0	116		
3.H Steady Neighbourhoods	312	7.2	7.4	97		
3.I Comfortable Seniors	28	0.6	2.9	23		
3.J Starting Out	36	0.8	4.6	18		
4. Financially Stretched						
4.K Student Life	0	0.0	2.5	0		
4.L Modest Means	693	15.9	8.0	200		
4.M Striving Families	332	7.6	7.4	103		
4.N Poorer Pensioners	561	12.9	5.8	224		
5. Urban Adversity						
5.O Young Hardship	615	14.2	6.3	226		
5.P Struggling Estates	321	7.4	5.7	130		
5.Q Difficult Circumstances	355	8.2	5.2	156		
6. Not Private Households						
6.R Not Private Households	26	0.6	0.3	174		
Total households	4,345					

Acorn Group Pen Portrait

6 Not Private Households
790k 1.5%

UK Adults
of UK

60 Active communal population –
 Generally this is accommodation that may be unoccupied for part of the year, or where the people living in the accommodation regularly change. Other active communal accommodation might include hostels, children's homes, refuges and local authority accommodation for travellers.

61 Inactive communal population –
 These people may be in communal establishments but unlikely to be active consumers. This includes care homes, hospitals, and other medical or nursing establishments where due to their health, the residents are unlikely to get out and about to function as regular consumers. It also includes prisons.

62 Business areas without resident population –
 These are postcodes where we believe there is no regular resident population. An example of this might be a business or industrial park.

These are postcodes where the bulk of the residents are not living in private households.

The category forms a single group, R: Not private households, which is sub-divided into three types:

A
B
C
D
E
F
G
H
I
J
K
L
M
N
O
P
Q
R

CATEGORY	GROUP	TYPE	MAP	WHAT IS ACORN?
----------	-------	------	-----	----------------

ACORN TYPE PROFILE - HOUSEHOLDS

© 2024 CACI Limited and all other applicable third party notices (Acorn) can be found at www.caci.co.uk/copyrightnotices.pdf

Area: P00015_Albert Inn, Caernarfon, LL55 2PN (1 Mile contour)
 Base: Great Britain
 Year: 2023

Sort by: Acorn Structure
 Index
 Profile %

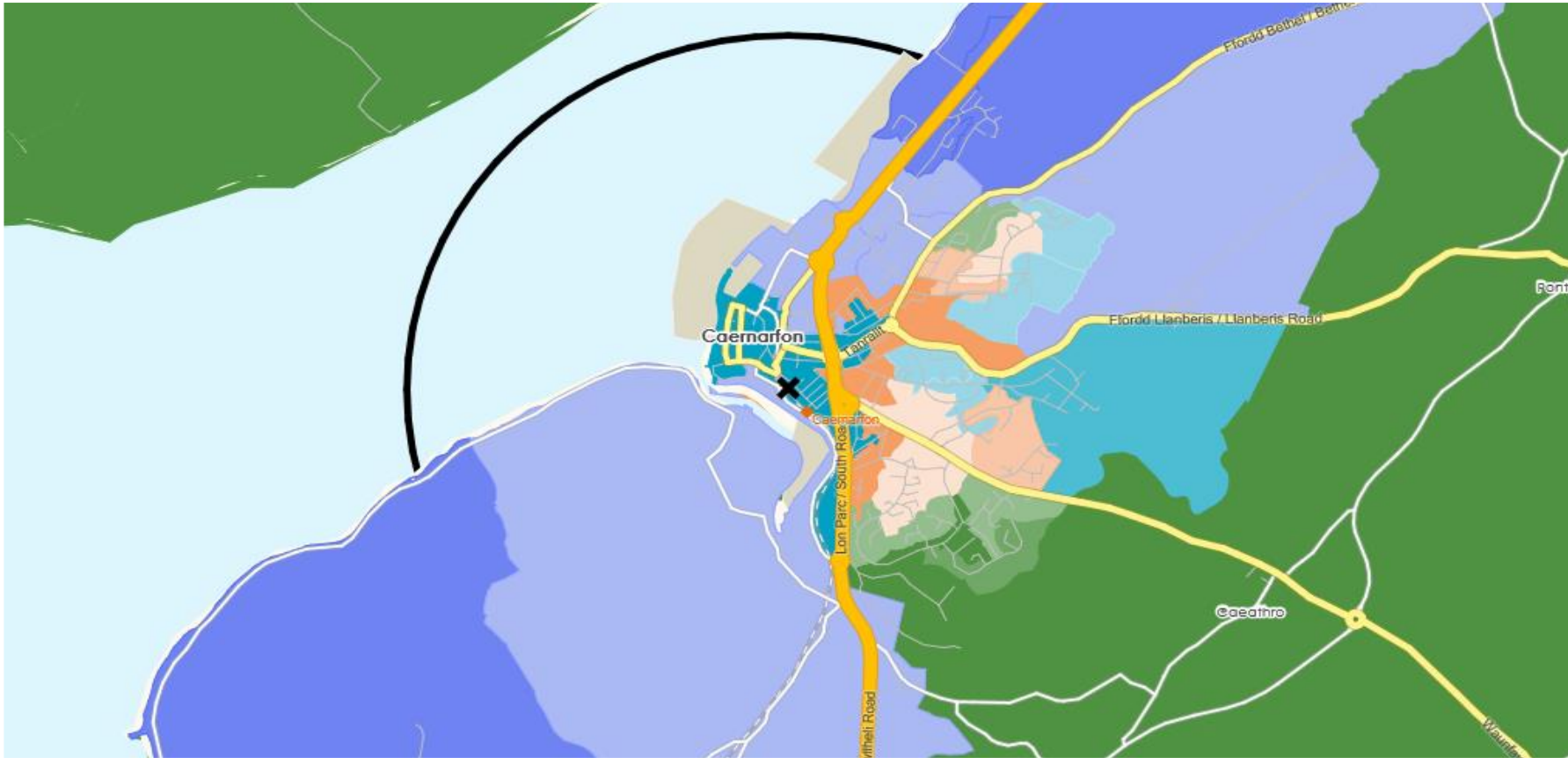
Acorn Type Description	Area Profile	% for Area	% for Base	Index	0	100	200
1. Affluent Achievers							
1.A Lavish Lifestyles							
1.A.1 Exclusive enclaves	0	0.0	0.1	0			
1.A.2 Metropolitan money	0	0.0	0.1	0			
1.A.3 Large house luxury	0	0.0	0.9	0			
1.B Executive Wealth							
1.B.4 Asset rich families	203	4.7	2.6	177			
1.B.5 Wealthy countryside commuters	0	0.0	2.5	0			
1.B.6 Financially comfortable families	0	0.0	2.2	0			
1.B.7 Affluent professionals	0	0.0	0.9	0			
1.B.8 Prosperous suburban families	0	0.0	1.5	0			
1.B.9 Well-off edge of towners	0	0.0	1.6	0			
1.C Mature Money							
1.C.10 Better-off villagers	170	3.9	3.1	127			
1.C.11 Settled suburbia, older people	33	0.8	2.8	27			
1.C.12 Retired and empty nesters	161	3.7	2.5	150			
1.C.13 Upmarket downsizers	64	1.5	1.3	114			
2. Rising Prosperity							
2.D City Sophisticates							
2.D.14 Townhouse cosmopolitans	0	0.0	0.7	0			
2.D.15 Younger professionals in smaller flats	0	0.0	1.5	0			
2.D.16 Metropolitan professionals	0	0.0	0.7	0			
2.D.17 Socialising young renters	0	0.0	1.0	0			
2.E Career Climbers							
2.E.18 Career driven young families	6	0.1	2.0	7			
2.E.19 First time buyers in small, modern homes	0	0.0	3.4	0			
2.E.20 Mixed metropolitan areas	0	0.0	1.0	0			
3. Comfortable Communities							
3.F Countryside Communities							
3.F.21 Farms and cottages	0	0.0	1.5	0			
3.F.22 Older couples and families in rural areas	2	0.0	1.0	5			
3.F.23 Owner occupiers in small towns and villages	126	2.9	3.2	90			
3.G Successful Suburbs							
3.G.24 Comfortably-off families in modern housing	116	2.7	2.7	99			
3.G.25 Larger family homes, multi-ethnic areas	0	0.0	0.8	0			
3.G.26 Semi-professional families, owner occupied neighbourhoods	185	4.3	2.4	176			
3.H Steady Neighbourhoods							
3.H.27 Suburban semis, conventional attitudes	159	3.7	3.5	106			
3.H.28 Owner occupied terraces, average income	0	0.0	1.6	0			
3.H.29 Established suburbs, older families	153	3.5	2.3	151			
3.I Comfortable Seniors							
3.I.30 Older people, neat and tidy neighbourhoods	28	0.6	2.4	27			
3.I.31 Elderly singles in purpose-built accommodation	0	0.0	0.5	0			
3.J Starting Out							
3.J.32 Educated families in terraces, young children	16	0.4	2.2	17			
3.J.33 Smaller houses and starter homes	20	0.5	2.4	19			
4. Financially Stretched							
4.K Student Life							
4.K.34 Student flats and halls of residence	0	0.0	0.3	0			
4.K.35 Term-time terraces	0	0.0	0.2	0			
4.K.36 Educated young people in flats and tenements	0	0.0	1.9	0			
4.L Modest Means							
4.L.37 Low cost flats in suburban areas	35	0.8	1.4	56			
4.L.38 Semi-skilled workers in traditional neighbourhoods	178	4.1	2.6	156			
4.L.39 Fading owner occupied terraces	480	11.0	2.9	378			
4.L.40 High occupancy terraces, culturally diverse family areas	0	0.0	1.0	0			
4.M Striving Families							
4.M.41 Labouring semi-rural estates	62	1.4	1.6	89			
4.M.42 Struggling young families in post-war terraces	0	0.0	1.6	0			
4.M.43 Families in right-to-buy estates	104	2.4	2.0	117			
4.M.44 Post-war estates, limited means	166	3.8	2.2	176			
4.N Poorer Pensioners							
4.N.45 Pensioners in social housing, semis and terraces	59	1.4	0.8	173			
4.N.46 Elderly people in social rented flats	19	0.4	1.0	42			
4.N.47 Low income older people in smaller semis	393	9.0	2.2	405			
4.N.48 Pensioners and singles in social rented flats	90	2.1	1.7	121			
5. Urban Adversity							
5.O Young Hardship							
5.O.49 Young families in low cost private flats	76	1.7	2.2	80			
5.O.50 Struggling younger people in mixed tenure	156	3.6	1.8	200			
5.O.51 Young people in small, low cost terraces	383	8.8	2.3	389			
5.P Struggling Estates							
5.P.52 Poorer families, many children, terraced housing	176	4.1	1.6	259			
5.P.53 Low income terraces	0	0.0	0.8	0			
5.P.54 Multi-ethnic, purpose-built estates	0	0.0	1.0	0			
5.P.55 Deprived and ethnically diverse in flats	0	0.0	0.7	0			
5.P.56 Low income large families in social rented semis	145	3.3	1.6	209			
5.Q Difficult Circumstances							
5.Q.57 Social rented flats, families and single parents	71	1.6	1.5	108			
5.Q.58 Singles and young families, some receiving benefits	235	5.4	1.8	307			
5.Q.59 Deprived areas and high-rise flats	49	1.1	2.0	57			
6. Not Private Households							
6.R Not Private Households							
6.R.60 Active communal population	2	0.0	0.1	77			
6.R.61 Inactive communal population	24	0.6	0.3	194			
6.R.62 Business areas without resident population	0	0	0	0			
Total households	4,345						

DOMINANT ACORN GROUP - HOUSEHOLDS

© 2024 CACI Limited and all other applicable third party notices (Acorn) can be found at www.caci.co.uk/copyrightnotices.pdf

Source: OS Open Data 2018

Area: P00015_Albert Inn, Caernarfon, LL55 2PN (1 Mile contour)



- Dominant Acorn Category
- % Affluent Achievers
- % Rising Prosperity
- % Comfortable Communities
- % Financially Stretched
- % Urban Adversity
- Dominant Acorn Group

- Acorn Groups**
- 1.A Lavish Lifestyles
 - 1.B Executive Wealth
 - 1.C Mature Money
 - 2.D City Sophisticates
 - 2.E Career Climbers
 - 3.F Countryside Communities
 - 3.G Successful Suburbs
 - 3.H Steady Neighbourhoods
 - 3.I Comfortable Seniors
 - 3.J Starting Out
 - 4.K Student Life
 - 4.L Modest Means
 - 4.M Striving Families
 - 4.N Poorer Pensioners
 - 5.O Young Hardship
 - 5.P Struggling Estates
 - 5.Q Difficult Circumstances
 - 6.R Not Private Households

Area boundary

ACORN - WHAT IS IT?

© 2024 CACI Limited and all other applicable third party notices (Acorn) can be found at www.caci.co.uk/copyrightnotices.pdf



6 CATEGORIES 18 GROUPS 62 TYPES

1. Affluent Achievers	A. Lavish Lifestyles	1-3
	B. Executive Wealth	4-9
	C. Mature Money	10-13
2. Rising Prosperity	D. City Sophisticates	14-17
	E. Career Climbers	18-20
3. Comfortable Communities	F. Countryside Communities	21-23
	G. Successful Suburbs	24-26
	H. Steady Neighbourhoods	27-29
	I. Comfortable Seniors	30-31
	J. Starting Out	32-33
4. Financially Stretched	K. Student Life	34-36
	L. Modest Means	37-40
	M. Striving Families	41-44
	N. Poorer Pensioners	45-48
5. Urban Adversity	O. Young Hardship	49-51
	P. Struggling Estates	52-56
	Q. Difficult Circumstances	57-59
6. Not Private Households	R. Not Private Households	60-62

1 Affluent Achievers

12.1M UK Adults 22.8% of UK

Age range: 55+

Financial situation: Running into debt ↔ Saving a lot

Children at home: 0

House type: Detached

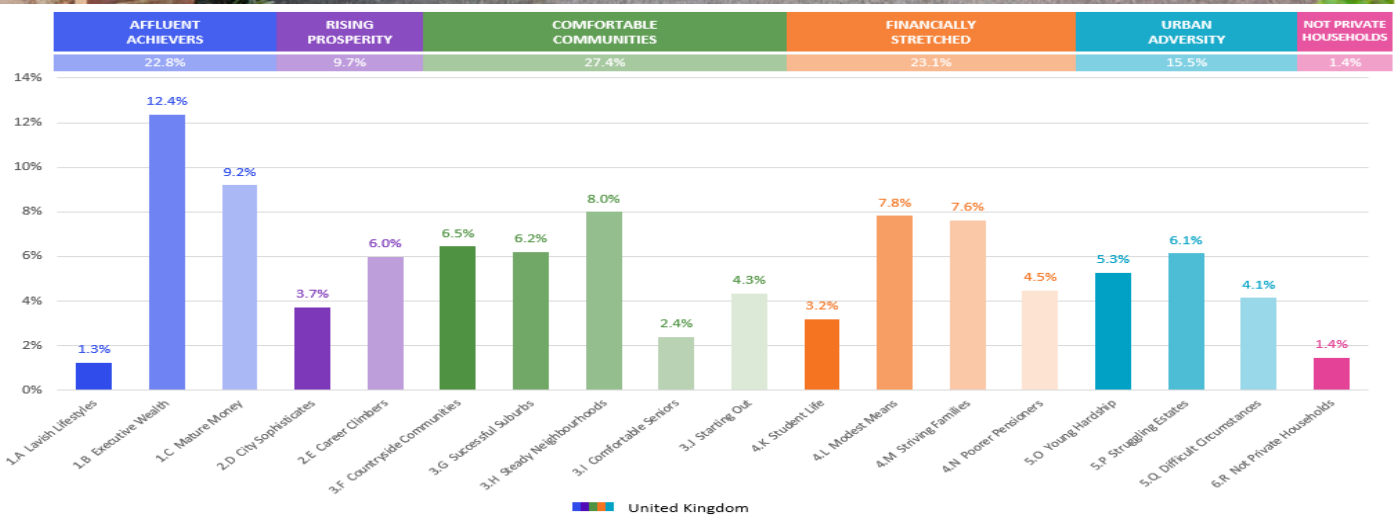
House tenure: Owned outright

Number of beds: 4+

Acorn Groups within Category 1: Affluent Achievers

- A. Lavish Lifestyles: 6%
- B. Executive Wealth: 54%
- C. Mature Money: 40%

These are some of the most financially successful people in the UK. They live in affluent, high status areas of the country. They are healthy, wealthy and confident consumers.



MAP OF AREA

© 2024 CACI Limited and all other applicable third party notices can be found at www.caci.co.uk/copyrightnotices.pdf

Source: OS Open Data 2018

Area: P00015_Albert Inn, Caernarfon, LL55 2PN (1 Mile contour)

