

CGA LICENCED PREMISES

© 2024 CACI Limited and all other applicable third party notices (CGA) can be found at www.caci.co.uk/copyrightnotices.pdf

Area: P01750_Wheatsheaf, Derbyshire, SK13 7RS |
 Base: Great Britain
 Year: 2023

Licence Type	Profile	Per 1000 Pop (Area)	Per 1000 Pop (Base)	Index	0	100	200
Pubs & Full On	22	202.9	81.7	248			
Proprietary Club	1	9.2	7.3	127			
Registered Club	9	83.0	28.2	295			
Restaurant	5	46.1	32.1	144			
Residential	2	18.4	2.7	690			

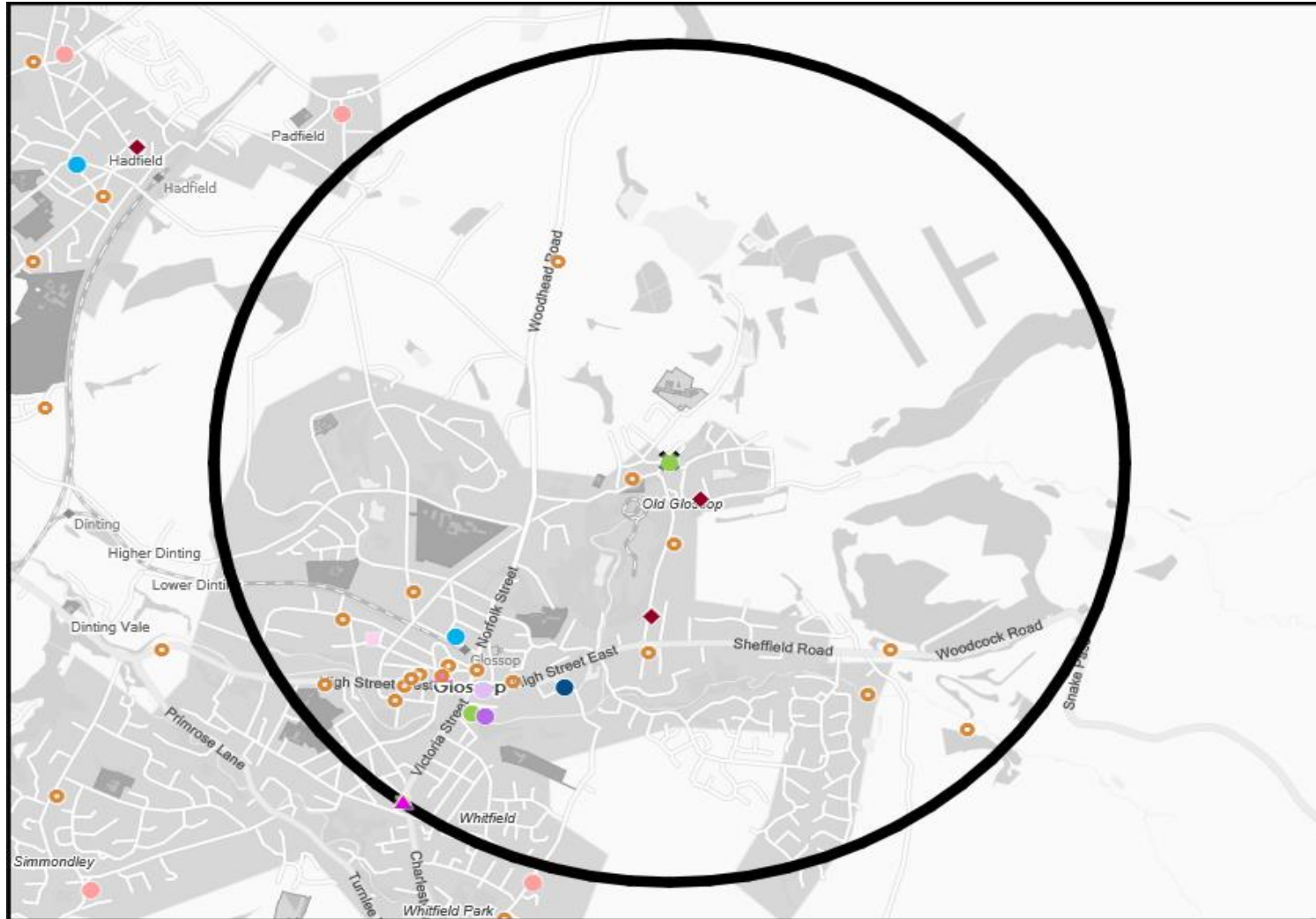
Name	Description	License Type	Owner Name	Postcode
Brook Tavern	Admiral Taverns Ltd	Pubs & Full On	Admiral Taverns Ltd	SK13 8HT
Crown Inn	Sam Smith	Pubs & Full On	Sam Smith	SK13 8JF
Glossop & Hadfield Labour Club	Independent Free	Registered Club	Independent Free	SK13 8AT
Oakwood	Robinsons	Pubs & Full On	Robinsons	SK13 8AZ
Corner Cupboard	Daniel Thwaites plc	Pubs & Full On	Daniel Thwaites plc	SK13 8BH
Norfolk Arms	Holt	Pubs & Full On	Holt	SK13 8BP
Glossop Conservative Association	Independent Free	Registered Club	Independent Free	SK13 8BS
Partington Social Club	Independent Free	Registered Club	Independent Free	SK13 8BW
Glossop Masonic Hall	Independent Free	Registered Club	Independent Free	SK13 8BW
Howard Arms	Stonegate Pub Company	Pubs & Full On	Stonegate Pub Company	SK13 8DA
Globe	Independent Free	Pubs & Full On	Independent Free	SK13 8HJ
Glossop Leisure Centre	Independent Free	Proprietary Club	Independent Free	SK13 8PN
Prince Of Wales	Marston's	Pubs & Full On	Marston's	SK13 8PX
Rose Green Working Mens Club	Independent Free	Registered Club	Independent Free	SK13 8QH
Royal Oak Inn	Independent Free	Pubs & Full On	Independent Free	SK13 8QY
Victoria Lounge	Independent Free	Pubs & Full On	Independent Free	SK13 7AA
Friendship	Robinsons	Pubs & Full On	Robinsons	SK13 7AE
Glossop Cricket & Bowling Club	Independent Free	Registered Club	Independent Free	SK13 7AS
Star Inn	Punch Pub Company	Pubs & Full On	Punch Pub Company	SK13 7DD
Glossop Golf Club	Independent Free	Registered Club	Independent Free	SK13 7PU
Wind In The Willows Hotel	Independent Free	Residential	Independent Free	SK13 7PX
Windy Harbour Guest House	Independent Free	Residential	Independent Free	SK13 7QE
Bulls Head	Independent Free	Pubs & Full On	Independent Free	SK13 7RN
Wheatsheaf	Admiral Taverns Ltd	Pubs & Full On	Admiral Taverns Ltd	SK13 7RS
Queens Arms Hotel	*Other Small Retail Groups	Pubs & Full On	*Other Small Retail Groups	SK13 7RZ
Commercial Inn	*Other Small Retail Groups	Pubs & Full On	*Other Small Retail Groups	SK13 7SH
Surrey Arms	Dorbiere	Pubs & Full On	Dorbiere	SK13 8JF
Glossop Football Club	Independent Free	Registered Club	Independent Free	SK13 7AJ
Balti Place	Independent Free	Restaurant	Independent Free	SK13 8HT
Travelodge	Dubai International Capital	Pubs & Full On	Dubai International Capital	SK13 8HT
Old Glossop Cricket Club	Independent Free	Registered Club	Independent Free	SK13 7SQ
Ruchi	Independent Free	Restaurant	Independent Free	SK13 8AZ
Kwei Ping	Independent Free	Restaurant	Independent Free	SK13 8BW
Smithy Fold	Wetherspoons GB	Pubs & Full On	Wetherspoons GB	SK13 8HS
Pico Lounge	Loungers	Pubs & Full On	Loungers	SK13 8HT
Ayubowan	Independent Free	Restaurant	Independent Free	SK13 8BH
Bar 2	Independent Free	Pubs & Full On	Independent Free	SK13 8DA
Napoli	Independent Free	Restaurant	Independent Free	SK13 8BP
Isaacs	Independent Free	Pubs & Full On	Independent Free	SK13 8HT

MAP OF AREA

© 2024 CACI Limited and all other applicable third party notices (CGA) can be found at www.caci.co.uk/copyrightnotices.pdf

Source: OS Open Data 2018

Area: P01750_Wheatsheaf, Derbyshire, SK13 7RS (1 Mile contour)
















KEY

- Large pub co's & bars**
 - Admiral Taverns Ltd
 - Ei Group
 - Greene King
 - Marston's
 - Mitchells & Butlers
 - Punch Pub Company
 - Stonegate Pub Company
 - Star Pubs & Bars
 - Wetherspoon
 - Whitbread
 - Shepherd Neame
- Small to medium pub co's & bars**
 - ▲ Family Brewers with pubs
- ✕ Hotels
- ★ Restaurants
- ↑ Leisure
- Independent
- ◆ Other
- ✕ Site Location
- Boundary

ACORN CATEGORY PROFILE - HOUSEHOLDS

© 2024 CACI Limited and all other applicable third party notices (Acorn) can be found at www.caci.co.uk/copyrightnotices.pdf

Area: P01750_Wheatsheaf, Derbyshire, SK13 7RS (1 Mile contour)
Base: Great Britain
Year: 2023

Acorn Category Description	Area Profile	% for Area	% for Base	Index 0	100	200
 1 Affluent Achievers	1,622	32.1	22.1	145		
 2 Rising Prosperity	150	3.0	10.2	29		
 3 Comfortable Communities	1,121	22.2	26.5	84		
 4 Financially Stretched	1,532	30.3	23.7	128		
 5 Urban Adversity	629	12.4	17.2	72		
 6 Not Private Households	1	0.0	0.3	6		
 Graph						
Total households	5,055					

Acorn Category Pen Portrait

4 Financially Stretched 12.2M UK Adults **23.1%** of UK

Age range
All ages

Financial situation
Running into debt ← → Saving a lot

Children at home
Mixed

House type
Semi-detached or terraced

House tenure
Social renting

Number of beds
1-3

Acorn Groups within Category 4: Financially Stretched

- K Student Life 13%
- L Modest Means 34%
- M Striving Families 34%
- N Poorer Pensioners 20%

This category contains a mix of traditional areas of Britain, including social housing developments specifically for the elderly. It also includes student term-time areas.

ACORN GROUP PROFILE - HOUSEHOLDS

© 2024 CACI Limited and all other applicable third party notices (Acorn) can be found at www.caci.co.uk/copyrightnotices.pdf

Area: P01750_Wheatsheaf, Derbyshire, SK13 7RS (1 Mile contour)
Base: Great Britain
Year: 2023

Acorn Group Description	Area Profile	% for Area	% for Base	Index	0	100	200
1. Affluent Achievers							
1.A Lavish Lifestyles	0	0.0	1.1	0			
1.B Executive Wealth	1,031	20.4	11.3	180			
1.C Mature Money	591	11.7	9.6	121			
2. Rising Prosperity							
2.D City Sophisticates	0	0.0	3.8	0			
2.E Career Climbers	150	3.0	6.4	47			
3. Comfortable Communities							
3.F Countryside Communities	7	0.1	5.7	2			
3.G Successful Suburbs	591	11.7	6.0	196			
3.H Steady Neighbourhoods	62	1.2	7.4	17			
3.I Comfortable Seniors	146	2.9	2.9	101			
3.J Starting Out	315	6.2	4.6	137			
4. Financially Stretched							
4.K Student Life	0	0.0	2.5	0			
4.L Modest Means	904	17.9	8.0	224			
4.M Striving Families	160	3.2	7.4	42			
4.N Poorer Pensioners	468	9.3	5.8	161			
5. Urban Adversity							
5.O Young Hardship	489	9.7	6.3	155			
5.P Struggling Estates	0	0.0	5.7	0			
5.Q Difficult Circumstances	140	2.8	5.2	53			
6. Not Private Households							
6.R Not Private Households	1	0.0	0.3	6			
Total households	5,055						

Acorn Group Pen Portrait

2 D City Sophisticates 1.9M UK Adults 3.7% of UK

Younger individuals enjoying the city lifestyle with lots of opportunities to socialise and spend. These affluent younger people generally rent flats in major towns and cities. Whilst incomes are well above average, their level of disposable income is restricted due to high rents.

CORE DEMOGRAPHICS		BRANDS	
Age range 25-44	Children at home 0	SHOPPING COS, REISS, MOLTON BROWN	LEISURE itsu, wahaca, Pho
House tenure Privately renting	Family structure Single	WEBSITES airbnb, Spotify, ASOS, BuzzFeed	
Number of beds 1	House type Flat or maisonette	DIGITAL AND TECH	
FINANCIAL PROFILE		ATTITUDES	
Household income UK: £54k (Average: £40k) London: £54k (Average: £46k)	% Disposable income UK: 23% (Average: 43%) London: 20% (Average: 29%)	I worry about online security 60% (UK average: 59%)	Shopping online makes my life easier 68% (UK average: 62%)
Financial situation Running into debt Saving a lot		I love the ease of using chat bots to get answers 31% (UK average: 28%)	
		TOP BEHAVIOURS	
		Post online ratings / reviews online	Book travel and holidays online
			Social media: Pinterest, Insta and Twitter



CATEGORY	GROUP	TYPE	MAP	WHAT IS ACORN?
----------	-------	------	-----	----------------

ACORN TYPE PROFILE - HOUSEHOLDS

© 2024 CACI Limited and all other applicable third party notices (Acorn) can be found at www.caci.co.uk/copyrightnotices.pdf

Area: P01750_Wheatshaf, Derbyshire, SK13 7RS (1 Mile contour)
 Base: Great Britain
 Year: 2023

Sort by: Acorn Structure
 Index
 Profile %

Acorn Type Description	Area Profile	% for Area	% for Base	Index	0	100	200
1. Affluent Achievers							
1.A Lavish Lifestyles							
1.A.1 Exclusive enclaves	0	0.0	0.1	0			
1.A.2 Metropolitan money	0	0.0	0.1	0			
1.A.3 Large house luxury	0	0.0	0.9	0			
1.B Executive Wealth							
1.B.4 Asset rich families	350	6.9	2.6	262			
1.B.5 Wealthy countryside commuters	41	0.8	2.5	33			
1.B.6 Financially comfortable families	132	2.6	2.2	117			
1.B.7 Affluent professionals	0	0.0	0.9	0			
1.B.8 Prosperous suburban families	28	0.6	1.5	36			
1.B.9 Well-off edge of towners	480	9.5	1.6	590			
1.C Mature Money							
1.C.10 Better-off villagers	165	3.3	3.1	106			
1.C.11 Settled suburbia, older people	275	5.4	2.8	193			
1.C.12 Retired and empty nesters	71	1.4	2.5	57			
1.C.13 Upmarket downsizers	80	1.6	1.3	122			
2. Rising Prosperity							
2.D City Sophisticates							
2.D.14 Townhouse cosmopolitans	0	0.0	0.7	0			
2.D.15 Younger professionals in smaller flats	0	0.0	1.5	0			
2.D.16 Metropolitan professionals	0	0.0	0.7	0			
2.D.17 Socialising young renters	0	0.0	1.0	0			
2.E Career Climbers							
2.E.18 Career driven young families	139	2.7	2.0	139			
2.E.19 First time buyers in small, modern homes	11	0.2	3.4	6			
2.E.20 Mixed metropolitan areas	0	0.0	1.0	0			
3. Comfortable Communities							
3.F Countryside Communities							
3.F.21 Farms and cottages	0	0.0	1.5	0			
3.F.22 Older couples and families in rural areas	0	0.0	1.0	0			
3.F.23 Owner occupiers in small towns and villages	7	0.1	3.2	4			
3.G Successful Suburbs							
3.G.24 Comfortably-off families in modern housing	79	1.6	2.7	58			
3.G.25 Larger family homes, multi-ethnic areas	0	0.0	0.8	0			
3.G.26 Semi-professional families, owner occupied neighbourhoods	512	10.1	2.4	418			
3.H Steady Neighbourhoods							
3.H.27 Suburban semis, conventional attitudes	0	0.0	3.5	0			
3.H.28 Owner occupied terraces, average income	0	0.0	1.6	0			
3.H.29 Established suburbs, older families	62	1.2	2.3	52			
3.I Comfortable Seniors							
3.I.30 Older people, neat and tidy neighbourhoods	41	0.8	2.4	34			
3.I.31 Elderly singles in purpose-built accommodation	105	2.1	0.5	428			
3.J Starting Out							
3.J.32 Educated families in terraces, young children	197	3.9	2.2	181			
3.J.33 Smaller houses and starter homes	118	2.3	2.4	97			
4. Financially Stretched							
4.K Student Life							
4.K.34 Student flats and halls of residence	0	0.0	0.3	0			
4.K.35 Term-time terraces	0	0.0	0.2	0			
4.K.36 Educated young people in flats and tenements	0	0.0	1.9	0			
4.L Modest Means							
4.L.37 Low cost flats in suburban areas	69	1.4	1.4	95			
4.L.38 Semi-skilled workers in traditional neighbourhoods	188	3.7	2.6	141			
4.L.39 Fading owner occupied terraces	647	12.8	2.9	439			
4.L.40 High occupancy terraces, culturally diverse family areas	0	0.0	1.0	0			
4.M Striving Families							
4.M.41 Labouring semi-rural estates	28	0.6	1.6	35			
4.M.42 Struggling young families in post-war terraces	29	0.6	1.6	35			
4.M.43 Families in right-to-buy estates	0	0.0	2.0	0			
4.M.44 Post-war estates, limited means	103	2.0	2.2	94			
4.N Poorer Pensioners							
4.N.45 Pensioners in social housing, semis and terraces	0	0.0	0.8	0			
4.N.46 Elderly people in social rented flats	38	0.8	1.0	73			
4.N.47 Low income older people in smaller semis	0	0.0	2.2	0			
4.N.48 Pensioners and singles in social rented flats	430	8.5	1.7	498			
5. Urban Adversity							
5.O Young Hardship							
5.O.49 Young families in low cost private flats	187	3.7	2.2	169			
5.O.50 Struggling younger people in mixed tenure	126	2.5	1.8	139			
5.O.51 Young people in small, low cost terraces	176	3.5	2.3	154			
5.P Struggling Estates							
5.P.52 Poorer families, many children, terraced housing	0	0.0	1.6	0			
5.P.53 Low income terraces	0	0.0	0.8	0			
5.P.54 Multi-ethnic, purpose-built estates	0	0.0	1.0	0			
5.P.55 Deprived and ethnically diverse in flats	0	0.0	0.7	0			
5.P.56 Low income large families in social rented semis	0	0.0	1.6	0			
5.Q Difficult Circumstances							
5.Q.57 Social rented flats, families and single parents	59	1.2	1.5	77			
5.Q.58 Singles and young families, some receiving benefits	64	1.3	1.8	72			
5.Q.59 Deprived areas and high-rise flats	17	0.3	2.0	17			
6. Not Private Households							
6.R Not Private Households							
6.R.60 Active communal population	0	0.0	0.1	0			
6.R.61 Inactive communal population	1	0.0	0.3	7			
6.R.62 Business areas without resident population	0	0	0	0			
Total households	5,055						

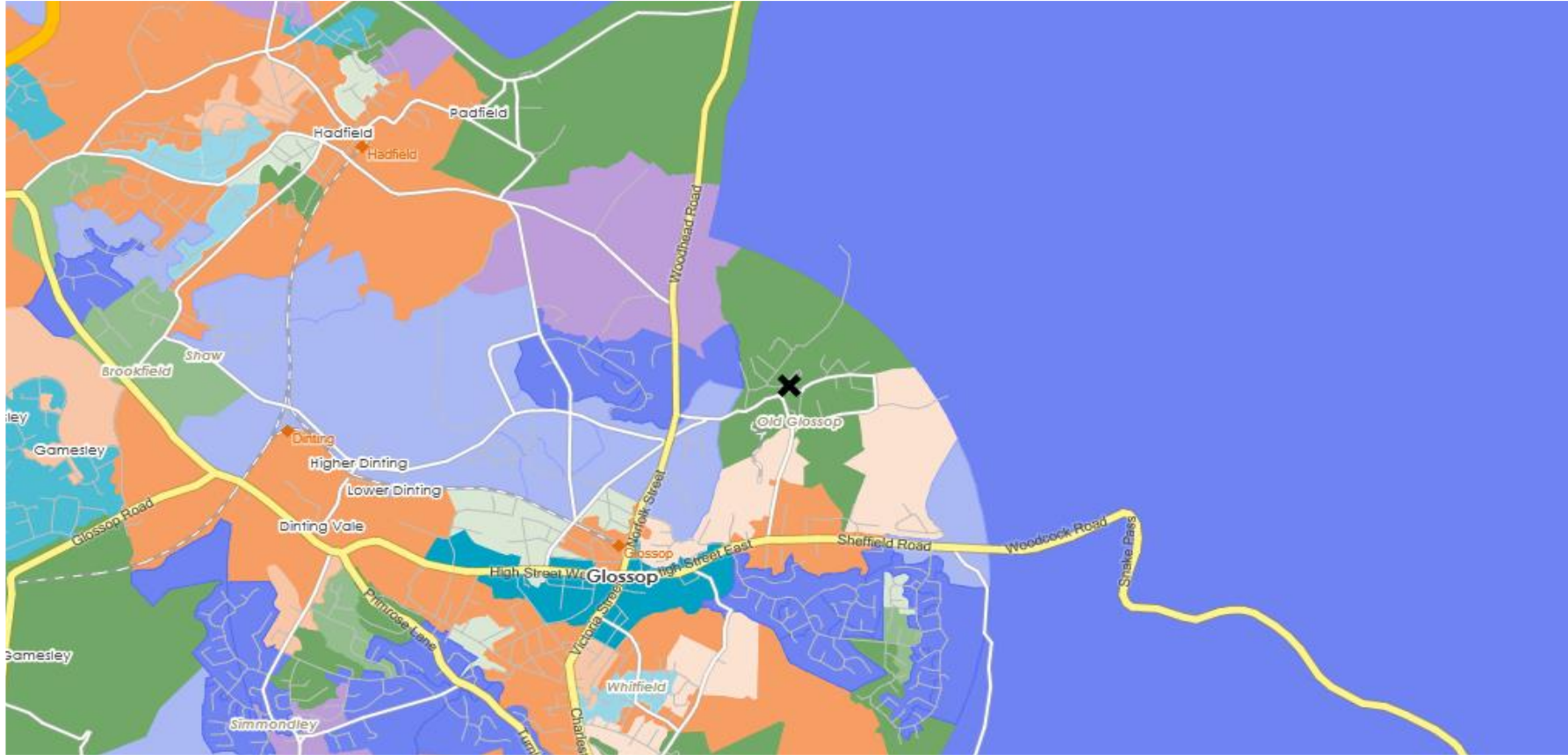
CATEGORY GROUP TYPE **MAP** WHAT IS ACORN?

DOMINANT ACORN GROUP - HOUSEHOLDS

© 2024 CACI Limited and all other applicable third party notices (Acorn) can be found at www.caci.co.uk/copyrightnotices.pdf

Source: OS Open Data 2018

Area: P01750_Wheatsheaf, Derbyshire, SK13 7RS (1 Mile contour)



- Dominant Acorn Category
- % Affluent Achievers
- % Rising Prosperity
- % Comfortable Communities
- % Financially Stretched
- % Urban Adversity
- Dominant Acorn Group

- Acorn Groups**
- 1.A Lavish Lifestyles
 - 1.B Executive Wealth
 - 1.C Mature Money
 - 2.D City Sophisticates
 - 2.E Career Climbers
 - 3.F Countryside Communities
 - 3.G Successful Suburbs
 - 3.H Steady Neighbourhoods
 - 3.I Comfortable Seniors
 - 3.J Starting Out
 - 4.K Student Life
 - 4.L Modest Means
 - 4.M Striving Families
 - 4.N Poorer Pensioners
 - 5.O Young Hardship
 - 5.P Struggling Estates
 - 5.Q Difficult Circumstances
 - 6.R Not Private Households

Area boundary

ACORN - WHAT IS IT?

© 2024 CACI Limited and all other applicable third party notices (Acorn) can be found at www.caci.co.uk/copyrightnotices.pdf



6 CATEGORIES 18 GROUPS 62 TYPES

1. Affluent Achievers	<input type="radio"/>	A. Lavish Lifestyles	1-3
	<input type="radio"/>	B. Executive Wealth	4-9
	<input type="radio"/>	C. Mature Money	10-13
2. Rising Prosperity	<input type="radio"/>	D. City Sophisticates	14-17
	<input type="radio"/>	E. Career Climbers	18-20
3. Comfortable Communities	<input type="radio"/>	F. Countryside Communities	21-23
	<input type="radio"/>	G. Successful Suburbs	24-26
	<input type="radio"/>	H. Steady Neighbourhoods	27-29
	<input type="radio"/>	I. Comfortable Seniors	30-31
	<input type="radio"/>	J. Starting Out	32-33
	<input type="radio"/>	K. Student Life	34-36
4. Financially Stretched	<input type="radio"/>	L. Modest Means	37-40
	<input type="radio"/>	M. Striving Families	41-44
	<input type="radio"/>	N. Poorer Pensioners	45-48
	<input type="radio"/>	O. Young Hardship	49-51
5. Urban Adversity	<input type="radio"/>	P. Struggling Estates	52-56
	<input type="radio"/>	Q. Difficult Circumstances	57-59
6. Not Private Households	<input type="radio"/>	R. Not Private Households	60-62

1 Affluent Achievers

12.1M UK Adults 22.8% of UK

Age range: 55+

Financial situation: Running into debt ↔ Saving a lot

Children at home: 0

House type: Detached

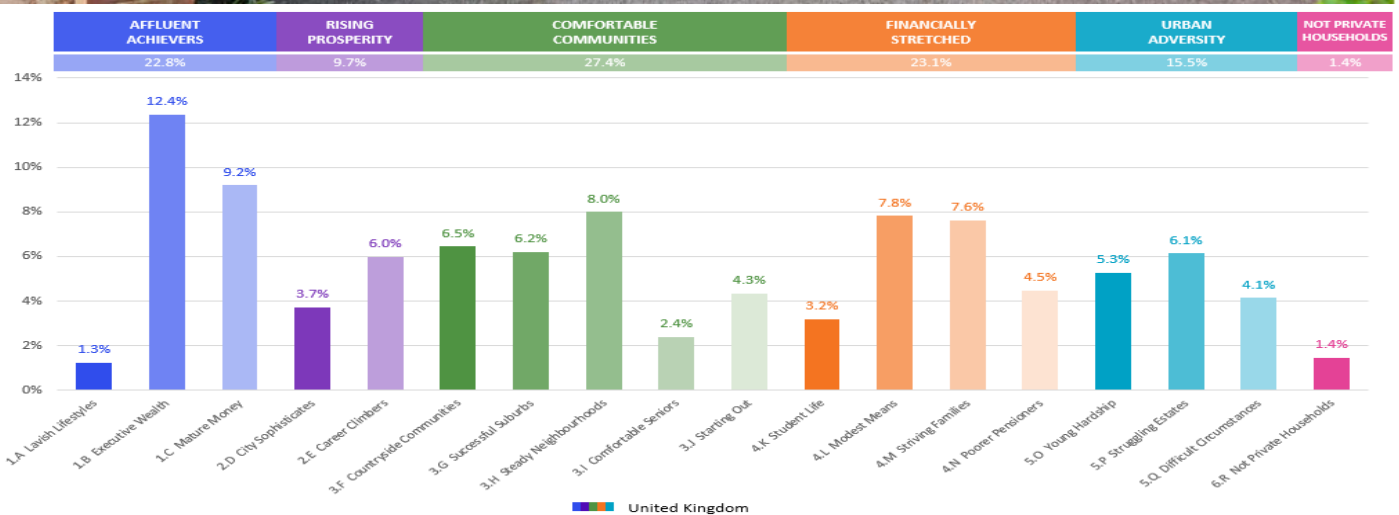
House tenure: Owned outright

Number of beds: 4+

Acorn Groups within Category 1: Affluent Achievers

- A. Lavish Lifestyles: 6%
- B. Executive Wealth: 54%
- C. Mature Money: 40%

These are some of the most financially successful people in the UK. They live in affluent, high status areas of the country. They are healthy, wealthy and confident consumers.



MAP OF AREA

© 2024 CACI Limited and all other applicable third party notices can be found at www.caci.co.uk/copyrightnotices.pdf

Source: OS Open Data 2018

Area: P01750_Wheatsheaf, Derbyshire, SK13 7RS (1 Mile contour)

