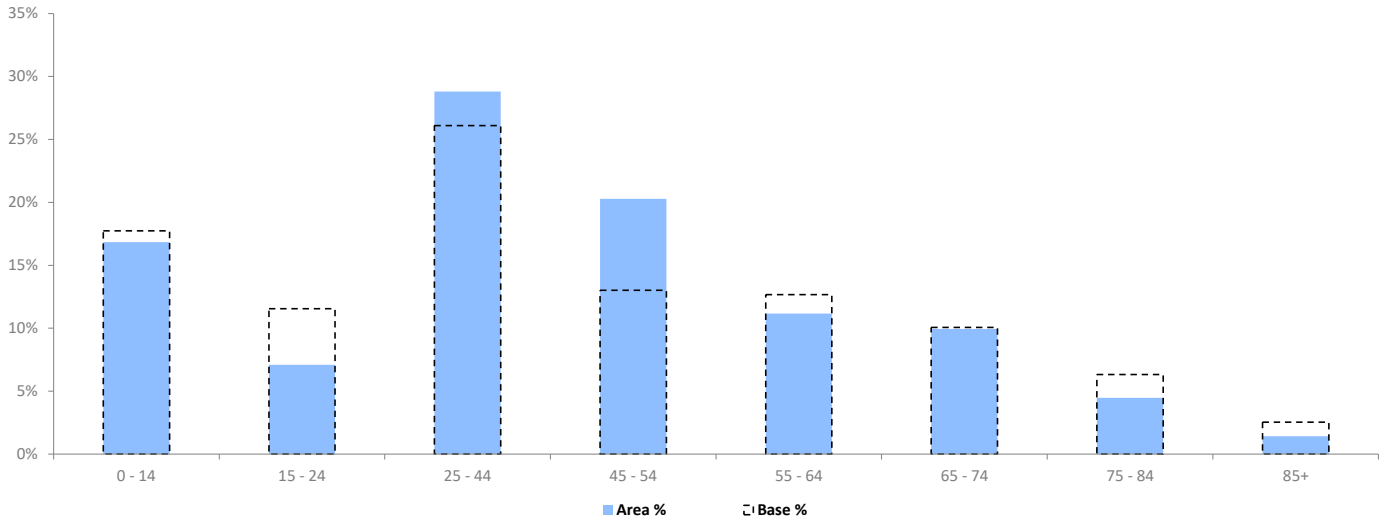


POPULATION PROJECTIONS

© 2022 CACI Limited and all other applicable third party notices (Population Estimates and Projections) can be found at www.caci.co.uk/copyrightnotices.pdf

Area: P03362_Bat & Ball, Cuddesdon, OX44 9HJ (1 Mile contour)
 Base: Great Britain
 Year: 2021

	Area Profile	Area %	Base %	Index av=100	0	100	200
0 - 14	83	16.8	17.7	95			
15 - 24	35	7.1	11.6	61			
25 - 44	142	28.8	26.1	110			
45 - 54	100	20.3	13.0	156			
55 - 64	55	11.2	12.7	88			
65 - 74	49	9.9	10.1	99			
75 - 84	22	4.5	6.3	71			
85+	7	1.4	2.5	56			
Total population	493						



CGA LICENCED PREMISES

© 2022 CACI Limited and all other applicable third party notices (CGA) can be found at www.caci.co.uk/copyrightnotices.pdf

Area: P03362_Bat & Ball, Cuddesdon, OX44 9HJ (1)
 Base: Great Britain
 Year: 2021

Licence Type	Profile	Per 1000 Pop (Area)	Per 1000 Pop (Base)	Index	0	100	200
Pubs & Full On	1	202.8	85.9	236			
Proprietary Club	0	0.0	8.2	0			
Registered Club	0	0.0	30.1	0			
Restaurant	0	0.0	35.3	0			
Residential	0	0.0	3.5	0			

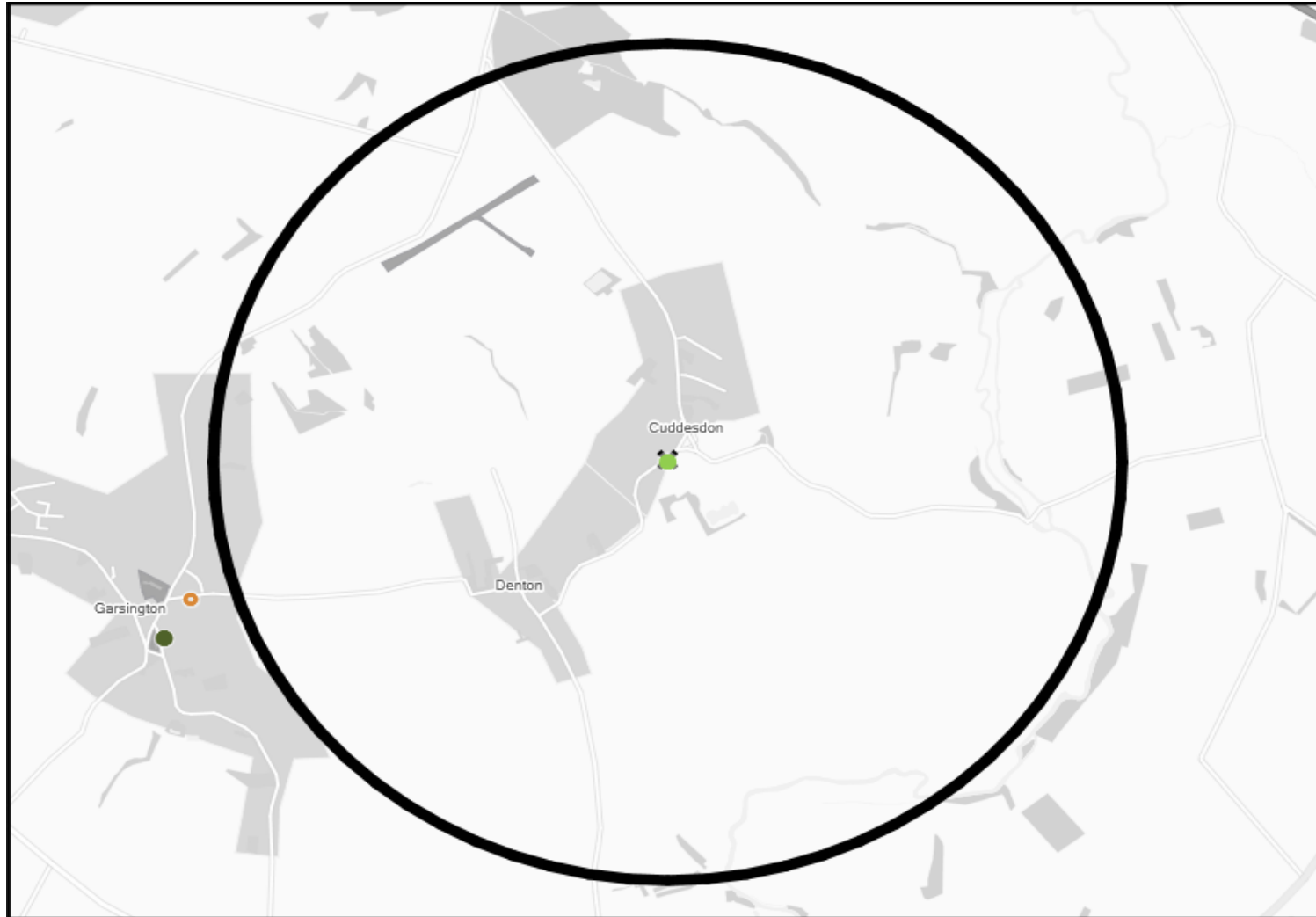
Name	Description	License Type	Owner Name	Postcode
Bat & Ball	Admiral Taverns Ltd	Pubs & Full On	Admiral Taverns Ltd	OX44 9HJ

MAP OF AREA

© 2022 CACI Limited and all other applicable third party notices (CGA) can be found at www.caci.co.uk/copyrightnotices.pdf

Source: OS Open Data 2018

Area: P03362_Bat & Ball, Cuddesdon, OX44 9HJ (1 Mile contour)
















KEY

- Large pub co's & bars
 - Admiral Taverns Ltd
 - Ei Group
 - Greene King
 - Marston's
 - Mitchells & Butlers
 - Punch Pub Company
 - Stonegate Pub Company
 - Star Pubs & Bars
 - Wetherspoon
 - Whitbread
 - Shepherd Neame
- Small to medium pub co's & bars
- Family Brewers with pubs
- Hotels
- Restaurants
- Leisure
- Independent
- Other
- Site Location
- Boundary

ACORN CATEGORY PROFILE - HOUSEHOLDS

© 2022 CACI Limited and all other applicable third party notices (Acorn) can be found at www.caci.co.uk/copyrightnotices.pdf

Area: P03362_Bat & Ball, Cuddesdon, OX44 9HJ (1 Mile contour)
Base: Great Britain
Year: 2021

Acorn Category Description	Area Profile	% for Area	% for Base	Index 0	100	200
 1 Affluent Achievers	138	71.5	22.0	326		
 2 Rising Prosperity	18	9.3	10.1	92		
 3 Comfortable Communities	0	0.0	26.2	0		
 4 Financially Stretched	37	19.2	23.7	81		
 5 Urban Adversity	0	0.0	17.6	0		
 6 Not Private Households	0	0.0	0.3	0		
 Graph						
Total households	193					

Acorn Category Pen Portrait

1 Affluent Achievers
12.0M 22.8%
UK Adults of UK

Age range

55+

House type

Detached

Financial situation

Running into debt ← → Saving a lot

House tenure

Owned outright

Children at home

0








Number of beds

4+

These are some of the most financially successful people in the UK. They live in affluent, high status areas of the country. They are healthy, wealthy and confident consumers.

Acorn Groups within Category 1: Affluent Achievers

- A. Lavish Lifestyles
- B. Executive Wealth
- C. Mature Money

ACORN GROUP PROFILE - HOUSEHOLDS

© 2022 CACI Limited and all other applicable third party notices (Acorn) can be found at www.caci.co.uk/copyrightnotices.pdf

Area: P03362_Bat & Ball, Cuddesdon, OX44 9HJ (1 Mile contour)
Base: Great Britain
Year: 2021

Acorn Group Description	Area Profile	% for Area	% for Base	Index	0	100	200
1. Affluent Achievers							
1.A Lavish Lifestyles	0	0.0	1.1	0			
1.B Executive Wealth	19	9.8	11.2	88			
1.C Mature Money	119	61.7	9.6	640			
2. Rising Prosperity							
2.D City Sophisticates	0	0.0	4.0	0			
2.E Career Climbers	18	9.3	6.2	151			
3. Comfortable Communities							
3.F Countryside Communities	0	0.0	5.7	0			
3.G Successful Suburbs	0	0.0	5.9	0			
3.H Steady Neighbourhoods	0	0.0	7.4	0			
3.I Comfortable Seniors	0	0.0	2.9	0			
3.J Starting Out	0	0.0	4.3	0			
4. Financially Stretched							
4.K Student Life	1	0.5	2.4	22			
4.L Modest Means	0	0.0	7.9	0			
4.M Striving Families	36	18.7	7.5	247			
4.N Poorer Pensioners	0	0.0	5.9	0			
5. Urban Adversity							
5.O Young Hardship	0	0.0	6.1	0			
5.P Struggling Estates	0	0.0	6.1	0			
5.Q Difficult Circumstances	0	0.0	5.3	0			
6. Not Private Households							
6.R Not Private Households	0	0.0	0.3	0			
Total households	193						

Acorn Group Pen Portrait

1 C Mature Money 4.9M UK Adults 9.3% of UK

Older, affluent people with the money and time to enjoy life. These people tend to be older empty nesters and retired couples. Many live in rural towns and villages, others live in the suburbs of larger towns. They are prosperous and live in larger detached or semi-detached houses or bungalows.

DEMOGRAPHICS

Age range 65+	Children at home 0
House tenure Owned outright	Family structure Couple
Number of beds 4	House type Detached

BRANDS

SHOPPING: LAKELAND, LAURA ASHLEY, J. MALCOLM, W. WASSINGTON
LEISURE: BROWNS, NESPRESSO, COFFEE NERO
WEBSITES: amazon, MoneySavingExpert.com, M&S, BBC NEWS

DIGITAL ATTITUDES

I worry about online security 58% (UK average: 55%)	Shopping online makes my life easier 52% (UK average: 53%)	I couldn't live without the internet on my mobile 26% (UK average: 34%)
---	--	---

<h4>KEY INTERNET USAGE</h4> <p>This group are more likely to research home insurance online</p>	<h4>TECHNOLOGY USAGE</h4> <p>This group are more likely to purchase event tickets online</p>	<h4>TECHNOLOGY USAGE</h4> <p>This group are more likely to own a tablet</p>
--	---	--

FINANCIAL PROFILE

Household Income UK: £46k (Average: £40k) London: £50k (Average: £44k)	% Disposable Income UK: 54% (Average: 44%) London: 51% (Average: 39%)	Financial situation Running into debt Saving a lot
--	---	--

Navigation: A B C **D** E F G H I J K L M N O P Q R

CATEGORY GROUP TYPE MAP WHAT IS ACORN?

ACORN TYPE PROFILE - HOUSEHOLDS

© 2022 CACI Limited and all other applicable third party notices (Acorn) can be found at www.caci.co.uk/copyrightnotices.pdf

Area: P03362_Bat & Ball, Cuddesdon, OX44 9HJ (1 Mile contour)
 Base: Great Britain
 Year: 2021

Sort by: Corn Structure
 Index
 Profile %

Acorn Type Description	Area Profile	% for Area	% for Base	Index	0	100	200
1. Affluent Achievers							
1.A Lavish Lifestyles							
1.A.1 Exclusive enclaves	0	0.0	0.1	0			
1.A.2 Metropolitan money	0	0.0	0.2	0			
1.A.3 Large house luxury	0	0.0	0.9	0			
1.B Executive Wealth							
1.B.4 Asset rich families	0	0.0	2.6	0			
1.B.5 Wealthy countryside commuters	16	8.3	2.4	344			
1.B.6 Financially comfortable families	0	0.0	2.2	0			
1.B.7 Affluent professionals	0	0.0	0.9	0			
1.B.8 Prosperous suburban families	0	0.0	1.5	0			
1.B.9 Well-off edge of towners	3	1.6	1.6	96			
1.C Mature Money							
1.C.10 Better-off villagers	119	61.7	3.0	2,066			
1.C.11 Settled suburbia, older people	0	0.0	2.9	0			
1.C.12 Retired and empty nesters	0	0.0	2.5	0			
1.C.13 Upmarket downsizers	0	0.0	1.3	0			
2. Rising Prosperity							
2.D City Sophisticates							
2.D.14 Townhouse cosmopolitans	0	0.0	0.7	0			
2.D.15 Younger professionals in smaller flats	0	0.0	1.5	0			
2.D.16 Metropolitan professionals	0	0.0	0.8	0			
2.D.17 Socialising young renters	0	0.0	1.0	0			
2.E Career Climbers							
2.E.18 Career driven young families	4	2.1	1.9	110			
2.E.19 First time buyers in small, modern homes	14	7.3	3.3	221			
2.E.20 Mixed metropolitan areas	0	0.0	1.0	0			
3. Comfortable Communities							
3.F Countryside Communities							
3.F.21 Farms and cottages	0	0.0	1.5	0			
3.F.22 Older couples and families in rural areas	0	0.0	1.1	0			
3.F.23 Owner occupiers in small towns and villages	0	0.0	3.2	0			
3.G Successful Suburbs							
3.G.24 Comfortably-off families in modern housing	0	0.0	2.6	0			
3.G.25 Larger family homes, multi-ethnic areas	0	0.0	0.8	0			
3.G.26 Semi-professional families, owner occupied neighbourhoods	0	0.0	2.4	0			
3.H Steady Neighbourhoods							
3.H.27 Suburban semis, conventional attitudes	0	0.0	3.4	0			
3.H.28 Owner occupied terraces, average income	0	0.0	1.6	0			
3.H.29 Established suburbs, older families	0	0.0	2.3	0			
3.I Comfortable Seniors							
3.I.30 Older people, neat and tidy neighbourhoods	0	0.0	2.4	0			
3.I.31 Elderly singles in purpose-built accommodation	0	0.0	0.5	0			
3.J Starting Out							
3.J.32 Educated families in terraces, young children	0	0.0	2.1	0			
3.J.33 Smaller houses and starter homes	0	0.0	2.3	0			
4. Financially Stretched							
4.K Student Life							
4.K.34 Student flats and halls of residence	1	0.5	0.4	142			
4.K.35 Term-time terraces	0	0.0	0.3	0			
4.K.36 Educated young people in flats and tenements	0	0.0	1.7	0			
4.L Modest Means							
4.L.37 Low cost flats in suburban areas	0	0.0	1.4	0			
4.L.38 Semi-skilled workers in traditional neighbourhoods	0	0.0	2.6	0			
4.L.39 Fading owner occupied terraces	0	0.0	2.9	0			
4.L.40 High occupancy terraces, culturally diverse family areas	0	0.0	1.0	0			
4.M Striving Families							
4.M.41 Labouring semi-rural estates	36	18.7	1.6	1,169			
4.M.42 Struggling young families in post-war terraces	0	0.0	1.7	0			
4.M.43 Families in right-to-buy estates	0	0.0	2.1	0			
4.M.44 Post-war estates, limited means	0	0.0	2.2	0			
4.N Poorer Pensioners							
4.N.45 Pensioners in social housing, semis and terraces	0	0.0	0.8	0			
4.N.46 Elderly people in social rented flats	0	0.0	1.1	0			
4.N.47 Low income older people in smaller semis	0	0.0	2.3	0			
4.N.48 Pensioners and singles in social rented flats	0	0.0	1.8	0			
5. Urban Adversity							
5.O Young Hardship							
5.O.49 Young families in low cost private flats	0	0.0	2.1	0			
5.O.50 Struggling younger people in mixed tenure	0	0.0	1.7	0			
5.O.51 Young people in small, low cost terraces	0	0.0	2.3	0			
5.P Struggling Estates							
5.P.52 Poorer families, many children, terraced housing	0	0.0	1.6	0			
5.P.53 Low income terraces	0	0.0	0.9	0			
5.P.54 Multi-ethnic, purpose-built estates	0	0.0	1.2	0			
5.P.55 Deprived and ethnically diverse in flats	0	0.0	0.8	0			
5.P.56 Low income large families in social rented semis	0	0.0	1.6	0			
5.Q Difficult Circumstances							
5.Q.57 Social rented flats, families and single parents	0	0.0	1.5	0			
5.Q.58 Singles and young families, some receiving benefits	0	0.0	1.8	0			
5.Q.59 Deprived areas and high-rise flats	0	0.0	2.0	0			
6. Not Private Households							
6.R Not Private Households							
6.R.60 Active communal population	0	0.0	0.1	0			
6.R.61 Inactive communal population	0	0.0	0.3	0			
6.R.62 Business areas without resident population	0	0	0	0			
Total households				193			

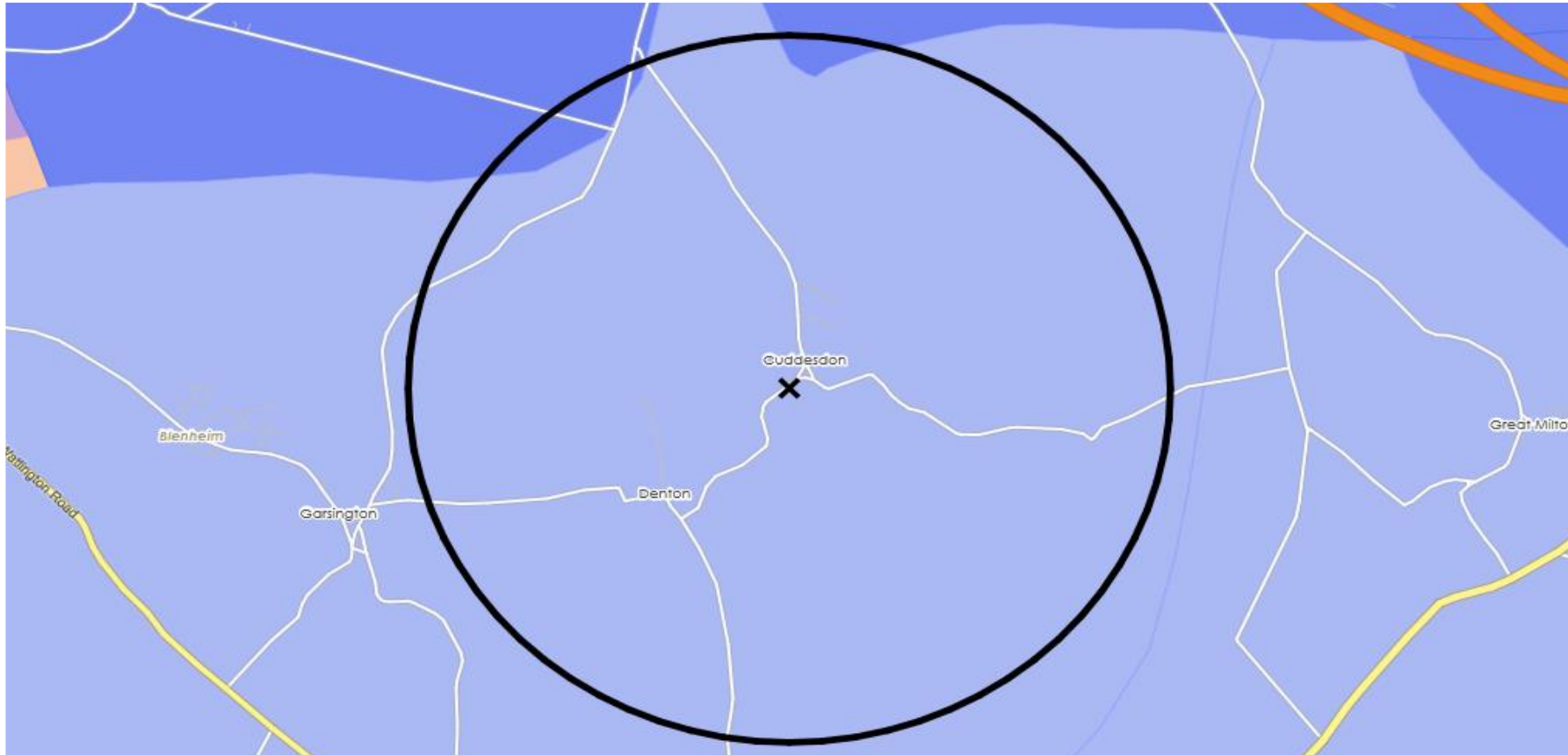
CATEGORY GROUP TYPE **MAP** WHAT IS ACORN?

DOMINANT ACORN GROUP - HOUSEHOLDS

© 2022 CACI Limited and all other applicable third party notices (Acorn) can be found at www.caci.co.uk/copyrightnotices.pdf

Source: OS Open Data 2018

Area: P03362_Bat & Ball, Cuddesdon, OX44 9HJ (1 Mile contour)



- Dominant Acorn Category
- % Affluent Achievers
- % Rising Prosperity
- % Comfortable Communities
- % Financially Stretched
- % Urban Adversity
- Dominant Acorn Group

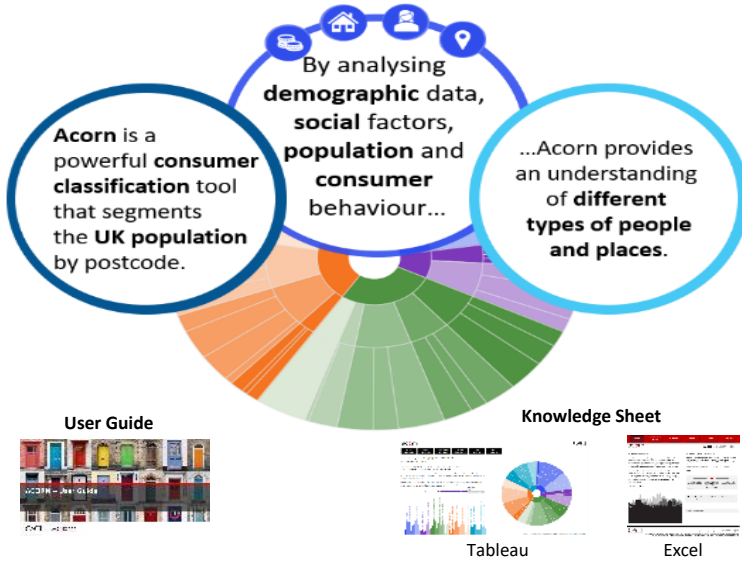
Acorn Groups

- 1.A Lavish Lifestyles
- 1.B Executive Wealth
- 1.C Mature Money
- 2.D City Sophisticates
- 2.E Career Climbers
- 3.F Countryside Communities
- 3.G Successful Suburbs
- 3.H Steady Neighbourhoods
- 3.I Comfortable Seniors
- 3.J Starting Out
- 4.K Student Life
- 4.L Modest Means
- 4.M Striving Families
- 4.N Poorer Pensioners
- 5.O Young Hardship
- 5.P Struggling Estates
- 5.Q Difficult Circumstances
- 6.R Not Private Households

Area boundary

ACORN - WHAT IS IT?

© 2022 CACI Limited and all other applicable third party notices (Acorn) can be found at www.caci.co.uk/copyrightnotices.pdf



6 CATEGORIES 18 GROUPS 62 TYPES

1. Affluent Achievers	A. Lavish Lifestyles	1-3
	B. Executive Wealth	4-9
	C. Mature Money	10-13
2. Rising Prosperity	D. City Sophisticates	14-17
	E. Career Climbers	18-20
	F. Countryside Communities	21-23
	G. Successful Suburbs	24-26
	H. Steady Neighbourhoods	27-29
	I. Comfortable Seniors	30-31
	J. Starting Out	32-33
3. Comfortable Communities	K. Student Life	34-36
	L. Modest Means	37-40
	M. Striving Families	41-44
	N. Poorer Pensioners	45-48
4. Financially Stretched	O. Young Hardship	49-51
	P. Struggling Estates	52-56
	Q. Difficult Circumstances	57-59
5. Urban Adversity	R. Not Private Households	60-62
6. Not Private Households		

1 Affluent Achievers

12.0M UK Adults 22.8% of UK

Age range: 55+

Financial situation: Running into debt ↔ Saving a lot

Children at home: 0

House type: Detached

House tenure: Owned outright

Number of beds: 4+

These are some of the most financially successful people in the UK. They live in affluent, high status areas of the country. They are healthy, wealthy and confident consumers.

Acorn Groups within Category 1: Affluent Achievers

- A. Lavish Lifestyles
- B. Executive Wealth
- C. Mature Money

