

# POPULATION PROJECTIONS

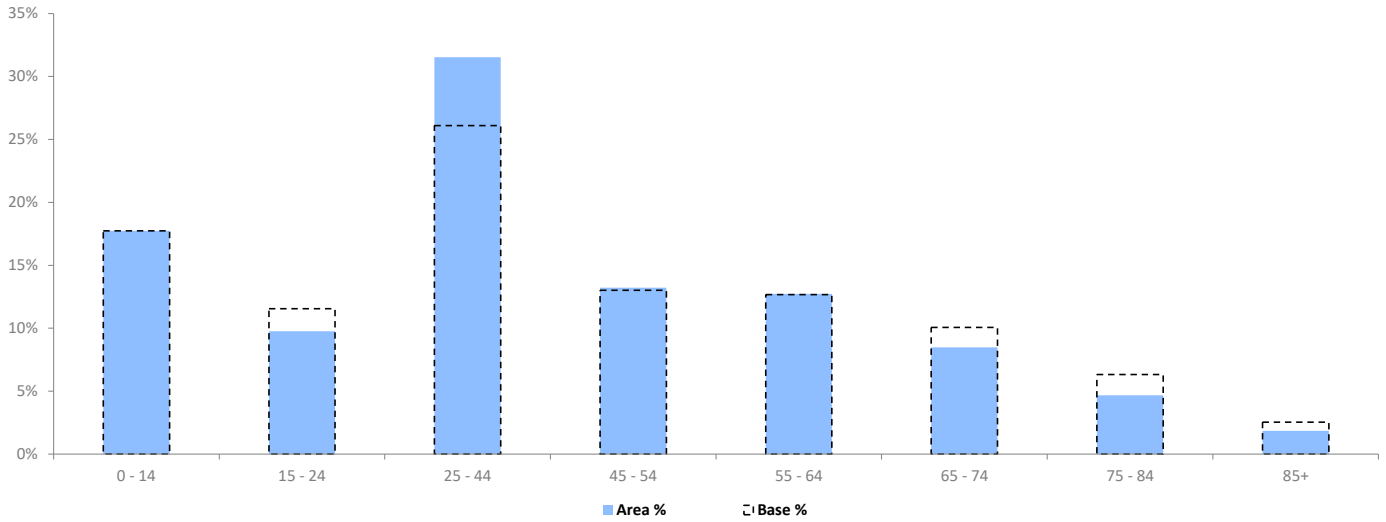
© 2022 CACI Limited and all other applicable third party notices (Population Estimates and Projections) can be found at [www.caci.co.uk/copyrightnotices.pdf](http://www.caci.co.uk/copyrightnotices.pdf)

Area: P02915\_Grapes, Stockport, SK4 1LF (1 Mile contour)

Base: Great Britain

Year: 2021

	Area Profile	Area %	Base %	Index av=100	0	100	200
0 - 14	5,520	17.7	17.7	100			
15 - 24	3,040	9.8	11.6	84			
25 - 44	9,820	31.5	26.1	121			
45 - 54	4,115	13.2	13.0	102			
55 - 64	3,966	12.7	12.7	101			
65 - 74	2,641	8.5	10.1	84			
75 - 84	1,457	4.7	6.3	74			
85+	576	1.9	2.5	73			
<b>Total population</b>	<b>31,135</b>						



# CGA LICENCED PREMISES

© 2022 CACI Limited and all other applicable third party notices (CGA) can be found at [www.caci.co.uk/copyrightnotices.pdf](http://www.caci.co.uk/copyrightnotices.pdf)

Area: P02915\_Grapes, Stockport, SK4 1LF (1 Mile c  
 Base: Great Britain  
 Year: 2021

Licence Type	Profile	Per 1000 Pop (Area)	Per 1000 Pop (Base)	Index	0	100	200
Pubs & Full On	64	205.6	85.9	<b>239</b>			
Proprietary Club	3	9.6	8.2	<b>117</b>			
Registered Club	9	28.9	30.1	96			
Restaurant	23	73.9	35.3	<b>209</b>			
Residential	1	3.2	3.5	91			

Name	Description	License Type	Owner Name	Postcode
Last Monsoon	Independent Free	Restaurant	Independent Free	SK 3 0DT
Swan With Two Necks	Robinsons	Pubs & Full On	Robinsons	SK 1 1RY
Star & Garter	Robinsons	Pubs & Full On	Robinsons	SK 1 3HD
Red Bull	Robinsons	Pubs & Full On	Robinsons	SK 1 3AY
Queen Hotel	Robinsons	Pubs & Full On	Robinsons	SK 1 2DW
Plaza	Independent Free	Pubs & Full On	Independent Free	SK 1 1NU
Stockport Masonic Guild Club	Independent Free	Registered Club	Independent Free	SK 1 3UA
Se7En Grill & Bar	Independent Free	Restaurant	Independent Free	SK 1 1EB
Bakers Vaults	Robinsons	Pubs & Full On	Robinsons	SK 1 1ES
Cocked Hat	Independent Free	Pubs & Full On	Independent Free	SK 1 1EW
Egerton Arms	Stonegate Pub Company	Pubs & Full On	Stonegate Pub Company	SK 1 1HD
Queens Head	Sam Smith	Pubs & Full On	Sam Smith	SK 1 1JT
Huffys At Three Shires Wine Bar	Independent Free	Pubs & Full On	Independent Free	SK 1 1NB
Chestergate Tavern	Blind Tiger Inns	Pubs & Full On	Star Pubs & Bars	SK 1 1NP
Nandos	Nandos Restaurants	Restaurant	Nandos Restaurants	SK 1 2HH
Boars Head	Sam Smith	Pubs & Full On	Sam Smith	SK 1 1TY
Glass Spider	Independent Free	Restaurant	Independent Free	SK 1 1TY
Arden Arms	Robinsons	Pubs & Full On	Robinsons	SK 1 2LX
Midway Tavern	Stonegate Pub Company	Pubs & Full On	Stonegate Pub Company	SK 1 2NX
Newbridge Lane Conservative Club	Independent Free	Registered Club	Independent Free	SK 1 2PB
Park Inn	*Other Small Retail Groups	Pubs & Full On	*Other Small Retail Groups	SK 1 2PG
Sun & Castle	Holt	Pubs & Full On	Holt	SK 1 3DL
Crown Inn	Unknown	Pubs & Full On	Unknown	SK 1 3ER
Baekdu	Independent Free	Restaurant	Independent Free	SK 1 3NA
Townhall Tavern	Ei Group	Pubs & Full On	Ei Group	SK 1 3SL
Nelson Tavern	Star Pubs & Bars	Pubs & Full On	Star Pubs & Bars	SK 1 3UH
Stockport Town Hall	Independent Free	Pubs & Full On	Independent Free	SK 1 3XE
Navigation	Beartown Brewery	Pubs & Full On	Beartown Brewery	SK 4 1TN
Stockport Garrick Theatre	Independent Free	Pubs & Full On	Independent Free	SK 3 0EJ
Armoury Inn	Robinsons	Pubs & Full On	Robinsons	SK 3 8BD
Our Lady Apos Parish Social Centre	Independent Free	Registered Club	Independent Free	SK 3 8BD
Jolly Crofter	Admiral Taverns Ltd	Pubs & Full On	Admiral Taverns Ltd	SK 3 9AB
Royal Oak	Stonegate Pub Company	Pubs & Full On	Stonegate Pub Company	SK 3 9AL
Edgeley Conservative Club	Independent Free	Registered Club	Independent Free	SK 3 9AN
Nursery Inn	Hydes Anvil	Pubs & Full On	Hydes Anvil	SK 4 2NA
Silver Jubilee	Robinsons	Pubs & Full On	Robinsons	SK 4 1JG
Crown	Independent Free	Pubs & Full On	Independent Free	SK 4 1AR
Elizabethan	JW Lees	Pubs & Full On	JW Lees	SK 4 4PB
Spinning Top	Independent Free	Pubs & Full On	Independent Free	SK 4 1AA
Magnet Freehouse	Unknown	Pubs & Full On	Unknown	SK 4 1HJ
Midland	*Other Small Retail Groups	Pubs & Full On	*Other Small Retail Groups	SK 4 1HJ
Grapes Hotel	Admiral Taverns Ltd	Pubs & Full On	Admiral Taverns Ltd	SK 4 1LF
Stockport Labour Club	Independent Free	Registered Club	Independent Free	SK 4 1QP
Heatons Sports Club	Independent Free	Registered Club	Independent Free	SK 4 2NF
Ascot House	Independent Free	Residential	Independent Free	SK 4 2PB
Hinds Head	Stonegate Pub Company	Pubs & Full On	Stonegate Pub Company	SK 4 2RB
Heaton Mersey Cricket Club	Independent Free	Registered Club	Independent Free	SK 4 4HH
Plough On The Moor	Mitchells & Butlers	Pubs & Full On	Mitchells & Butlers	SK 4 4NZ
Moor Club	Independent Free	Registered Club	Independent Free	SK 4 4PB
Miller & Carter	Mitchells & Butlers	Pubs & Full On	Mitchells & Butlers	SK 4 5BP
Carousel	Greene King	Pubs & Full On	Greene King	SK 5 7HR
Reddish Working Mens Club	Independent Free	Registered Club	Independent Free	SK 5 7LN
Old Rectory	Greene King	Pubs & Full On	Greene King	SK 1 1YG

# CGA LICENCED PREMISES

© 2022 CACI Limited and all other applicable third party notices (CGA) can be found at [www.caci.co.uk/copyrightnotices.pdf](http://www.caci.co.uk/copyrightnotices.pdf)

Area: P02915\_Grapes, Stockport, SK4 1LF (1 Mile c  
 Base: Great Britain  
 Year: 2021

Licence Type	Profile	Per 1000 Pop (Area)	Per 1000 Pop (Base)	Index	0	100	200
Pubs & Full On	64	205.6	85.9	<b>239</b>			
Proprietary Club	3	9.6	8.2	<b>117</b>			
Registered Club	9	28.9	30.1	96			
Restaurant	23	73.9	35.3	<b>209</b>			
Residential	1	3.2	3.5	91			

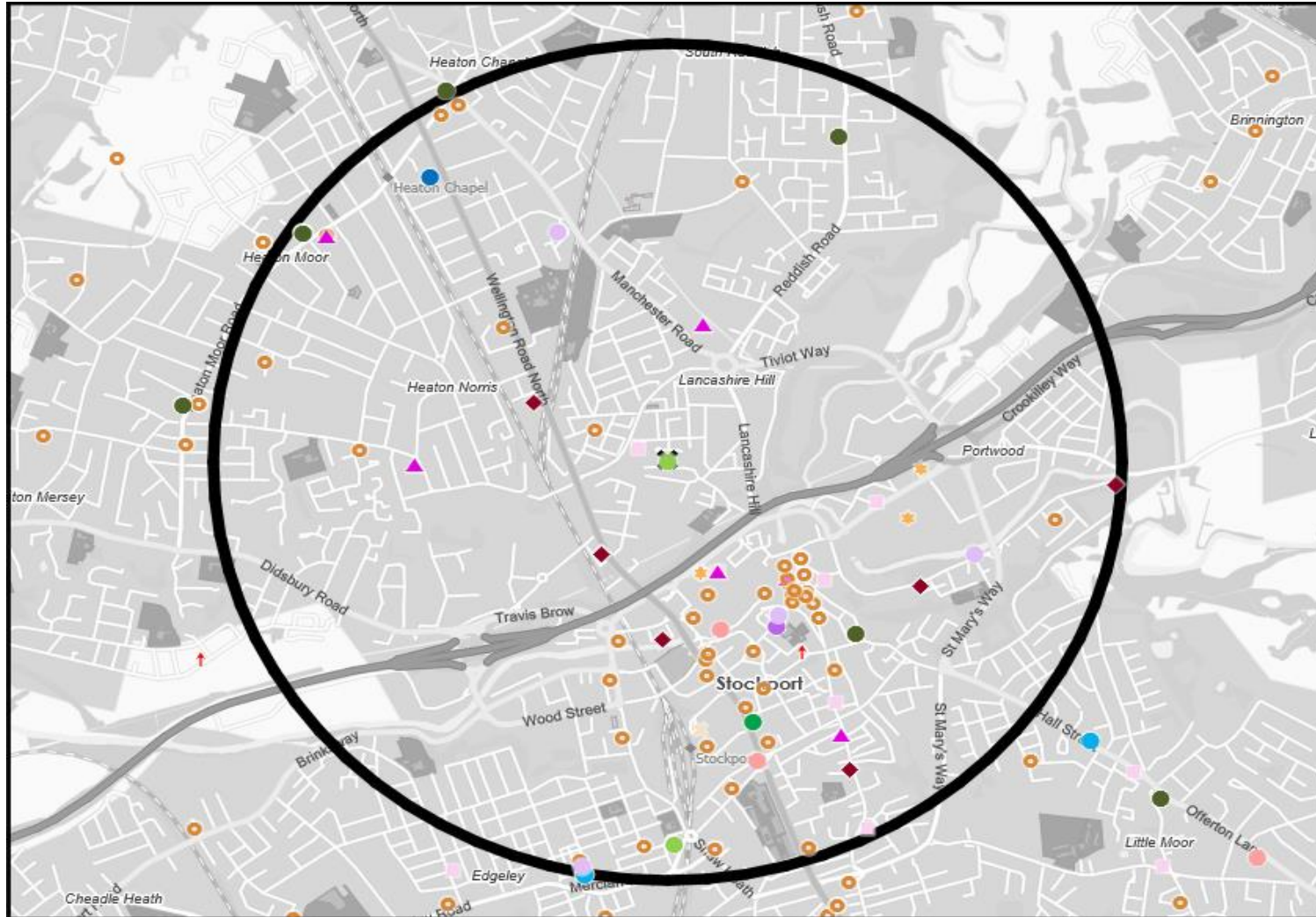
Name	Description	License Type	Owner Name	Postcode
Comfortable Gill	Independent Free	Pubs & Full On	Independent Free	SK 3 0DY
Crown Inn	Greene King	Pubs & Full On	Greene King	SK 4 4NZ
Cafe Sq	Independent Free	Restaurant	Independent Free	SK 1 1DH
Wellington Inn	Independent Free	Pubs & Full On	Independent Free	SK 1 1RA
Grosvenor Casino	Rank	Proprietary Club	Rank	SK 1 3AD
Casa De Moor	Independent Free	Pubs & Full On	Independent Free	SK 4 4NZ
Calverts Court	Wetherspoons GB	Pubs & Full On	Wetherspoon	SK 1 1EB
Buzz Bingo	Gala Group	Proprietary Club	Gala Group	SK 1 2NA
Chapters Club	Independent Free	Pubs & Full On	Independent Free	SK 1 3AW
Leoni's	Independent Free	Restaurant	Independent Free	SK 4 4NZ
Aquila Nera Ristorante	Independent Free	Restaurant	Independent Free	SK 1 1HD
Casino 36	Independent Free	Proprietary Club	Independent Free	SK 1 1HD
Rozafa	Independent Free	Restaurant	Independent Free	SK 1 1EB
Pizza Hut	Pizza Hut UK Ltd	Restaurant	Pizza Hut UK Ltd	SK 1 2ED
Dal Barista	Independent Free	Restaurant	Independent Free	SK 1 1LA
Chilli Massalla	Independent Free	Restaurant	Independent Free	SK 3 9AD
Blackshaw's Kitchen	Independent Free	Restaurant	Independent Free	SK 1 1ES
Ate Days A Week	Independent Free	Restaurant	Independent Free	SK 1 1TY
Yellowhammer	Independent Free	Restaurant	Independent Free	SK 1 1JQ
Mekong Cat	Independent Free	Restaurant	Independent Free	SK 1 1JQ
Angel Inn	Independent Free	Pubs & Full On	Independent Free	SK 1 1EY
Dr Feelgood	Independent Free	Pubs & Full On	Independent Free	SK 1 1EW
Cherry Jam	Independent Free	Pubs & Full On	Independent Free	SK 1 1JP
Petersgate Tap	Independent Free	Pubs & Full On	Independent Free	SK 1 1EB
Where The Light Gets In	Independent Free	Restaurant	Independent Free	SK 1 1IY
Express By Holiday Inn	Atlas Hotels	Pubs & Full On	Atlas Hotels	SK 3 9JD
Travelodge	Dubai International Capital	Pubs & Full On	Dubai International Capital	SK 4 1BS
La Capilla	Independent Free	Restaurant	Independent Free	SK 4 5BY
Heaton Hops	Independent Free	Pubs & Full On	Independent Free	SK 4 5DE
Zizzi	Azzurri Group Ltd	Restaurant	Azzurri Group Ltd	SK 1 1RY
Pizza Express	Hony Capital	Restaurant	Hony Capital	SK 1 1SA
Light Cinema	Light Cinema	Pubs & Full On	Light Cinema	SK 1 1SA
Berretto Lounge	Loungers	Pubs & Full On	Loungers	SK 1 1SA
Cafelito	Independent Free	Restaurant	Independent Free	SK 1 3SW
Project 53	Mobberley Fine Ales Limited	Pubs & Full On	Mobberley Fine Ales Limited	SK 1 1EU
Wellington	Independent Free	Pubs & Full On	Independent Free	SK 1 3RU
Rosie's Coffee House And Kitchen	Independent Free	Restaurant	Independent Free	SK 1 1RW
Mercedes-Benz Autohaus	*Other Small Retail Groups	Pubs & Full On	*Other Small Retail Groups	SK 4 2QH
Cracked Actor	Independent Free	Pubs & Full On	Independent Free	SK 1 1JT
Stockport War Memorial Art Gallery	Independent Free	Pubs & Full On	Independent Free	SK 3 8AB
Produce Hall	Independent Free	Pubs & Full On	Independent Free	SK 1 1EU
Good Rebel	Independent Free	Pubs & Full On	Independent Free	SK 1 1JP
Cork Of The North	Independent Free	Pubs & Full On	Independent Free	SK 4 4NZ
Market Hall	Independent Free	Pubs & Full On	Independent Free	SK 1 1UN
This Godless Place	Independent Free	Pubs & Full On	Independent Free	SK 1 1XR
Enigma	Independent Free	Pubs & Full On	Independent Free	SK 1 1HD
Notion	Independent Free	Restaurant	Independent Free	SK 1 1TY

# MAP OF AREA

© 2022 CACI Limited and all other applicable third party notices (CGA) can be found at [www.caci.co.uk/copyrightnotices.pdf](http://www.caci.co.uk/copyrightnotices.pdf)

Source: OS Open Data 2018

Area: P02915\_Grapes, Stockport, SK4 1LF (1 Mile contour)



**KEY**

- Large pub co's & bars
  - Admiral Taverns Ltd
  - Ei Group
  - Greene King
  - Marston's
  - Mitchells & Butlers
  - Punch Pub Company
  - Stonegate Pub Company
  - Star Pubs & Bars
  - Wetherspoon
  - Whitbread
  - Shepherd Neame
- Small to medium pub co's & bars
- Family Brewers with pubs
- Hotels
- Restaurants
- Leisure
- Independent
- Other
- Site Location
- Boundary

ACORN CATEGORY PROFILE - HOUSEHOLDS

© 2022 CACI Limited and all other applicable third party notices (Acorn) can be found at www.caci.co.uk/copyrightnotices.pdf

Area: P02915\_Grapes, Stockport, SK4 1LF (1 Mile contour)  
 Base: Great Britain  
 Year: 2021

Acorn Category Description	Area Profile	% for Area	% for Base	Index 0	100	200
1 Affluent Achievers	2,945	19.5	22.0	89		
2 Rising Prosperity	571	3.8	10.1	37		
3 Comfortable Communities	2,336	15.4	26.2	59		
4 Financially Stretched	3,198	21.1	23.7	89		
5 Urban Adversity	6,070	40.1	17.6	228		
6 Not Private Households	12	0.1	0.3	24		
<b>Total households</b>		<b>15,132</b>				

Acorn Category Pen Portrait

5 Urban Adversity
8.5M 16.1%  
UK Adults of UK

Age range  
**25-34**

Financial situation  
Running into debt ————— Saving a lot

Children at home  
**3+**

House type  
**Flat or terraced**

House tenure  
**Social renting**

Number of beds  
**1-2**

This category contains the most deprived areas of towns and cities across the UK. Household incomes are low, nearly always below the national average.

Acorn Groups within Category 5: Urban Adversity

- O Young Hardship 30%
- P Struggling Estates 43%
- Q Difficult Circumstances 27%

# ACORN GROUP PROFILE - HOUSEHOLDS

© 2022 CACI Limited and all other applicable third party notices (Acorn) can be found at www.caci.co.uk/copyrightnotices.pdf

**Area:** P02915\_Grapes, Stockport, SK4 1LF (1 Mile contour)  
**Base:** Great Britain  
**Year:** 2021

Acorn Group Description	Area Profile	% for Area	% for Base	Index 0	100	200
<b>1. Affluent Achievers</b>						
1.A Lavish Lifestyles	0	0.0	1.1	0		
1.B Executive Wealth	1,370	9.1	11.2	81		
1.C Mature Money	1,575	10.4	9.6	108		
<b>2. Rising Prosperity</b>						
2.D City Sophisticates	68	0.4	4.0	11		
2.E Career Climbers	503	3.3	6.2	54		
<b>3. Comfortable Communities</b>						
3.F Countryside Communities	0	0.0	5.7	0		
3.G Successful Suburbs	165	1.1	5.9	19		
3.H Steady Neighbourhoods	698	4.6	7.4	63		
3.I Comfortable Seniors	114	0.8	2.9	26		
3.J Starting Out	1,359	9.0	4.3	207		
<b>4. Financially Stretched</b>						
4.K Student Life	497	3.3	2.4	139		
4.L Modest Means	1,178	7.8	7.9	98		
4.M Striving Families	460	3.0	7.5	40		
4.N Poorer Pensioners	1,063	7.0	5.9	119		
<b>5. Urban Adversity</b>						
5.O Young Hardship	3,186	21.1	6.1	343		
5.P Struggling Estates	181	1.2	6.1	20		
5.Q Difficult Circumstances	2,703	17.9	5.3	334		
<b>6. Not Private Households</b>						
6.R Not Private Households	12	0.1	0.3	24		
<b>Total households</b>	<b>15,132</b>					

## Acorn Group Pen Portrait

**5 O Young Hardship**      2.7M UK Adults      5.2% of UK

People with a modest lifestyle who may be struggling in the economic climate. Younger people are more prevalent in these streets. Some might be first time buyers and it is usual for mortgages to have many years left to run.

### DEMOGRAPHICS

Age range <b>25-34</b>	Children at home <b>1</b>
House tenure <b>Privately renting</b>	Family structure <b>Single parent</b>
Number of beds <b>2</b>	House type <b>Terraced</b>

### BRANDS

SHOPPING:

LEISURE:

WEBSITES:

### DIGITAL ATTITUDES

I worry about online security <b>52%</b> <small>UK average: 55%</small>	Shopping online makes my life easier <b>52%</b> <small>UK average: 53%</small>	I couldn't live without the internet on my mobile <b>38%</b> <small>UK average: 34%</small>
---	--	---

### KEY INTERNET USAGE

This group are more likely to **research credit cards** online

### TECHNOLOGY USAGE

This group are more likely to **take out a credit card** online

This group are more likely to **watch TV on demand on a laptop**

### FINANCIAL PROFILE

Household Income UK <b>£30k</b> London <b>£34k</b> <small>Average: £40k    Average: £44k</small>	% Disposable Income UK <b>39%</b> London <b>28%</b> <small>Average: 44%    Average: 39%</small>	Financial situation 
--	---	-------------------------



CATEGORY	GROUP	TYPE	MAP	WHAT IS ACORN?
----------	-------	------	-----	----------------

### ACORN TYPE PROFILE - HOUSEHOLDS

© 2022 CACI Limited and all other applicable third party notices (Acorn) can be found at [www.caci.co.uk/copyrightnotices.pdf](http://www.caci.co.uk/copyrightnotices.pdf)

Area: P02915\_Grapes, Stockport, SK4 1LF (1 Mile contour)  
 Base: Great Britain  
 Year: 2021

Sort by:  Corn Structure  
 Index  
 Profile %

Acorn Type Description	Area Profile	% for Area	% for Base	Index	0	100	200
<b>1. Affluent Achievers</b>							
<b>1.A Lavish Lifestyles</b>							
1.A.1 Exclusive enclaves	0	0.0	0.1	0			
1.A.2 Metropolitan money	0	0.0	0.2	0			
1.A.3 Large house luxury	0	0.0	0.9	0			
<b>1.B Executive Wealth</b>							
1.B.4 Asset rich families	59	0.4	2.6	15			
1.B.5 Wealthy countryside commuters	0	0.0	2.4	0			
1.B.6 Financially comfortable families	84	0.6	2.2	25			
1.B.7 Affluent professionals	462	3.1	0.9	359			
1.B.8 Prosperous suburban families	654	4.3	1.5	282			
1.B.9 Well-off edge of towners	111	0.7	1.6	45			
<b>1.C Mature Money</b>							
1.C.10 Better-off villagers	0	0.0	3.0	0			
1.C.11 Settled suburbia, older people	1,179	7.8	2.9	273			
1.C.12 Retired and empty nesters	0	0.0	2.5	0			
1.C.13 Upmarket downsizers	396	2.6	1.3	201			
<b>2. Rising Prosperity</b>							
<b>2.D City Sophisticates</b>							
2.D.14 Townhouse cosmopolitans	68	0.4	0.7	64			
2.D.15 Younger professionals in smaller flats	0	0.0	1.5	0			
2.D.16 Metropolitan professionals	0	0.0	0.8	0			
2.D.17 Socialising young renters	0	0.0	1.0	0			
<b>2.E Career Climbers</b>							
2.E.18 Career driven young families	0	0.0	1.9	0			
2.E.19 First time buyers in small, modern homes	502	3.3	3.3	101			
2.E.20 Mixed metropolitan areas	1	0.0	1.0	1			
<b>3. Comfortable Communities</b>							
<b>3.F Countryside Communities</b>							
3.F.21 Farms and cottages	0	0.0	1.5	0			
3.F.22 Older couples and families in rural areas	0	0.0	1.1	0			
3.F.23 Owner occupiers in small towns and villages	0	0.0	3.2	0			
<b>3.G Successful Suburbs</b>							
3.G.24 Comfortably-off families in modern housing	14	0.1	2.6	4			
3.G.25 Larger family homes, multi-ethnic areas	0	0.0	0.8	0			
3.G.26 Semi-professional families, owner occupied neighbourhoods	151	1.0	2.4	41			
<b>3.H Steady Neighbourhoods</b>							
3.H.27 Suburban semis, conventional attitudes	568	3.8	3.4	109			
3.H.28 Owner occupied terraces, average income	77	0.5	1.6	32			
3.H.29 Established suburbs, older families	53	0.4	2.3	15			
<b>3.I Comfortable Seniors</b>							
3.I.30 Older people, neat and tidy neighbourhoods	31	0.2	2.4	8			
3.I.31 Elderly singles in purpose-built accommodation	83	0.5	0.5	112			
<b>3.J Starting Out</b>							
3.J.32 Educated families in terraces, young children	1,149	7.6	2.1	362			
3.J.33 Smaller houses and starter homes	210	1.4	2.3	62			
<b>4. Financially Stretched</b>							
<b>4.K Student Life</b>							
4.K.34 Student flats and halls of residence	0	0.0	0.4	0			
4.K.35 Term-time terraces	0	0.0	0.3	0			
4.K.36 Educated young people in flats and tenements	497	3.3	1.7	189			
<b>4.L Modest Means</b>							
4.L.37 Low cost flats in suburban areas	70	0.5	1.4	33			
4.L.38 Semi-skilled workers in traditional neighbourhoods	570	3.8	2.6	143			
4.L.39 Fading owner occupied terraces	538	3.6	2.9	123			
4.L.40 High occupancy terraces, culturally diverse family areas	0	0.0	1.0	0			
<b>4.M Striving Families</b>							
4.M.41 Labouring semi-rural estates	0	0.0	1.6	0			
4.M.42 Struggling young families in post-war terraces	48	0.3	1.7	19			
4.M.43 Families in right-to-buy estates	99	0.7	2.1	31			
4.M.44 Post-war estates, limited means	313	2.1	2.2	94			
<b>4.N Poorer Pensioners</b>							
4.N.45 Pensioners in social housing, semis and terraces	15	0.1	0.8	13			
4.N.46 Elderly people in social rented flats	321	2.1	1.1	195			
4.N.47 Low income older people in smaller semis	57	0.4	2.3	17			
4.N.48 Pensioners and singles in social rented flats	670	4.4	1.8	251			
<b>5. Urban Adversity</b>							
<b>5.O Young Hardship</b>							
5.O.49 Young families in low cost private flats	536	3.5	2.1	165			
5.O.50 Struggling younger people in mixed tenure	710	4.7	1.7	269			
5.O.51 Young people in small, low cost terraces	1,940	12.8	2.3	569			
<b>5.P Struggling Estates</b>							
5.P.52 Poorer families, many children, terraced housing	145	1.0	1.6	59			
5.P.53 Low income terraces	0	0.0	0.9	0			
5.P.54 Multi-ethnic, purpose-built estates	0	0.0	1.2	0			
5.P.55 Deprived and ethnically diverse in flats	0	0.0	0.8	0			
5.P.56 Low income large families in social rented semis	36	0.2	1.6	14			
<b>5.Q Difficult Circumstances</b>							
5.Q.57 Social rented flats, families and single parents	258	1.7	1.5	112			
5.Q.58 Singles and young families, some receiving benefits	285	1.9	1.8	105			
5.Q.59 Deprived areas and high-rise flats	2,160	14.3	2.0	701			
<b>6. Not Private Households</b>							
<b>6.R Not Private Households</b>							
6.R.60 Active communal population	0	0.0	0.1	0			
6.R.61 Inactive communal population	12	0.1	0.3	29			
6.R.62 Business areas without resident population	0	0	0	0			
<b>Total households</b>	<b>15,132</b>						

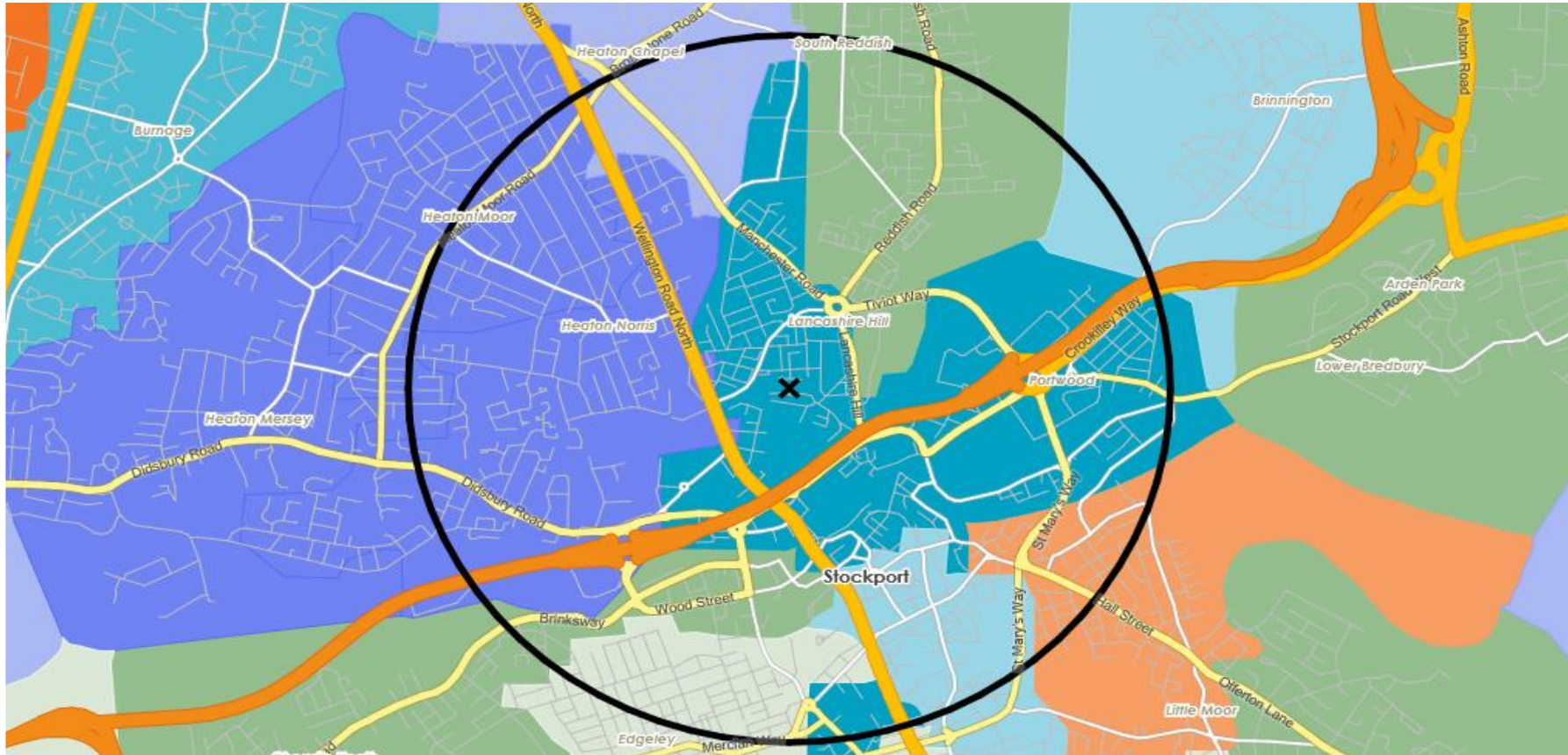
CATEGORY      GROUP      TYPE      **MAP**      WHAT IS ACORN?

# DOMINANT ACORN GROUP - HOUSEHOLDS

© 2022 CACI Limited and all other applicable third party notices (Acorn) can be found at [www.caci.co.uk/copyrightnotices.pdf](http://www.caci.co.uk/copyrightnotices.pdf)

Source: OS Open Data 2018

Area: P02915\_Grapes, Stockport, SK4 1LF (1 Mile contour)



- Dominant Acorn Category
- % Affluent Achievers
- % Rising Prosperity
- % Comfortable Communities
- % Financially Stretched
- % Urban Adversity
- Dominant Acorn Group

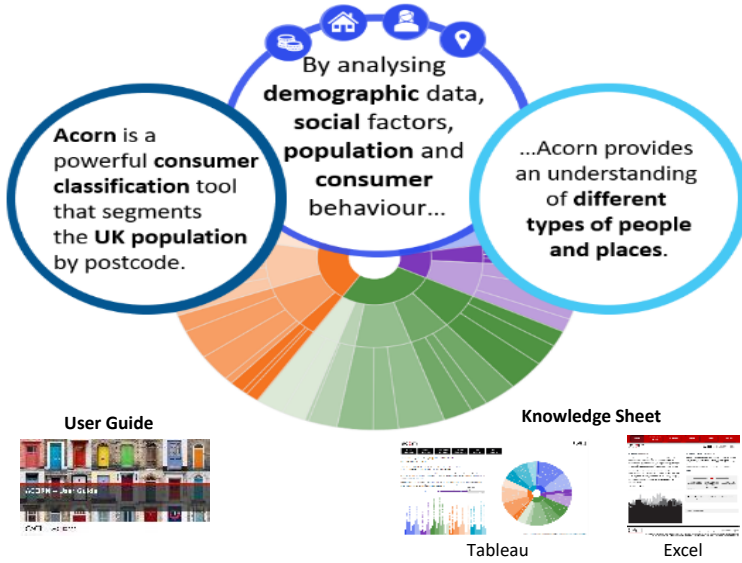
- Acorn Groups**
- 1.A Lavish Lifestyles
  - 1.B Executive Wealth
  - 1.C Mature Money
  - 2.D City Sophisticates
  - 2.E Career Climbers
  - 3.F Countryside Communities
  - 3.G Successful Suburbs
  - 3.H Steady Neighbourhoods
  - 3.I Comfortable Seniors
  - 3.J Starting Out
  - 4.K Student Life
  - 4.L Modest Means
  - 4.M Striving Families
  - 4.N Poorer Pensioners
  - 5.O Young Hardship
  - 5.P Struggling Estates
  - 5.Q Difficult Circumstances
  - 6.R Not Private Households

Area boundary



ACORN - WHAT IS IT?

© 2022 CACI Limited and all other applicable third party notices (Acorn) can be found at [www.caci.co.uk/copyrightnotices.pdf](http://www.caci.co.uk/copyrightnotices.pdf)



6 CATEGORIES      18 GROUPS      62 TYPES

1. Affluent Achievers	A. Lavish Lifestyles	1-3
	B. Executive Wealth	4-9
	C. Mature Money	10-13
2. Rising Prosperity	D. City Sophisticates	14-17
	E. Career Climbers	18-20
	F. Countryside Communities	21-23
	G. Successful Suburbs	24-26
	H. Steady Neighbourhoods	27-29
	I. Comfortable Seniors	30-31
	J. Starting Out	32-33
3. Comfortable Communities	K. Student Life	34-36
	L. Modest Means	37-40
	M. Striving Families	41-44
	N. Poorer Pensioners	45-48
	O. Young Hardship	49-51
4. Financially Stretched	P. Struggling Estates	52-56
	Q. Difficult Circumstances	57-59
5. Urban Adversity	R. Not Private Households	60-62
6. Not Private Households		

### 1 Affluent Achievers

12.0M UK Adults      22.8% of UK

Age range: 55+

Financial situation: Running into debt ↔ Saving a lot

Children at home: 0

House type: Detached

House tenure: Owned outright

Number of beds: 4+

These are some of the most financially successful people in the UK. They live in affluent, high status areas of the country. They are healthy, wealthy and confident consumers.

Acorn Groups within Category 1: Affluent Achievers

- A. Lavish Lifestyles
- B. Executive Wealth
- C. Mature Money

