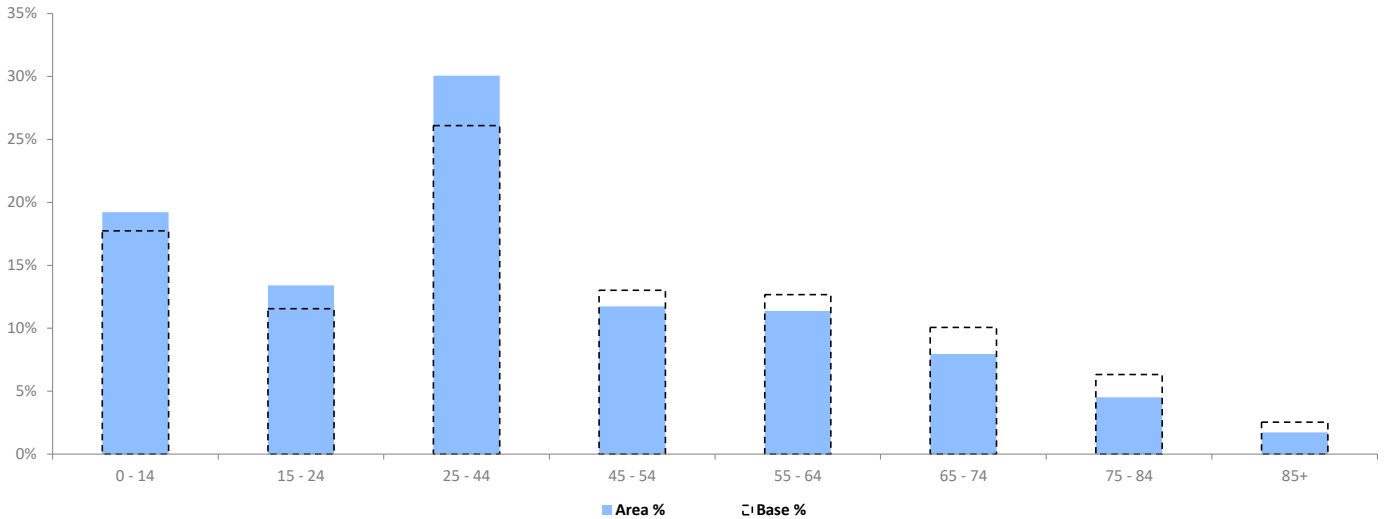


POPULATION PROJECTIONS

© 2022 CACI Limited and all other applicable third party notices (Population Estimates and Projections) can be found at www.caci.co.uk/copyrightnotices.pdf

Area: P00138_Black Lion Hotel, Leeds, LS13 2NJ (1 Mile contour)
 Base: Great Britain
 Year: 2021

	Area Profile	Area %	Base %	Index av=100	0	100	200
0 - 14	6,112	19.2	17.7	108			
15 - 24	4,258	13.4	11.6	116			
25 - 44	9,557	30.1	26.1	115			
45 - 54	3,727	11.7	13.0	90			
55 - 64	3,613	11.4	12.7	90			
65 - 74	2,528	8.0	10.1	79			
75 - 84	1,437	4.5	6.3	72			
85+	549	1.7	2.5	68			
Total population	31,781						



CGA LICENCED PREMISES

© 2022 CACI Limited and all other applicable third party notices (CGA) can be found at www.caci.co.uk/copyrightnotices.pdf

Area: P00138_Black Lion Hotel, Leeds, LS13 2NJ (1)

Base: Great Britain

Year: 2021

Licence Type	Profile	Per 1000 Pop (Area)	Per 1000 Pop (Base)	Index	0	100	200
Pubs & Full On	11	34.6	85.9	40			
Proprietary Club	0	0.0	8.2	0			
Registered Club	9	28.3	30.1	94			
Restaurant	0	0.0	35.3	0			
Residential	0	0.0	3.5	0			

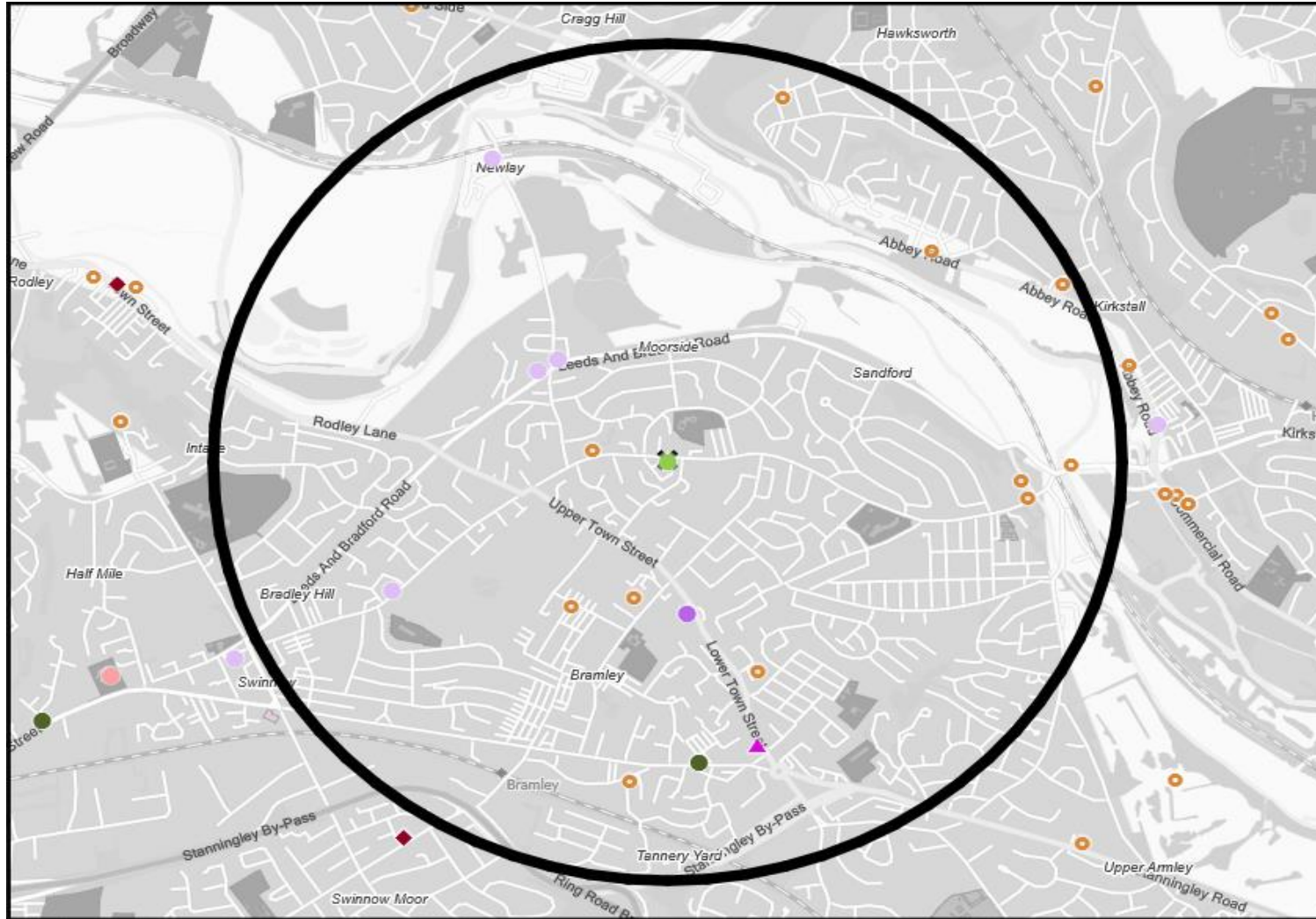
Name	Description	License Type	Owner Name	Postcode
Rock Inn	Stonegate Pub Company	Pubs & Full On	Stonegate Pub Company	LS13 1EP
Abbey Inn	Stonegate Pub Company	Pubs & Full On	Stonegate Pub Company	LS13 1EQ
Acorn	Stonegate Pub Company	Pubs & Full On	Stonegate Pub Company	LS13 1NS
Bramley Band Club Institute	Independent Free	Registered Club	Independent Free	LS13 2BG
Bramley Social Club	Independent Free	Registered Club	Independent Free	LS13 2HF
Black Lion Hotel	Admiral Taverns Ltd	Pubs & Full On	Admiral Taverns Ltd	LS13 2NJ
Beacon	Stonegate Pub Company	Pubs & Full On	Stonegate Pub Company	LS13 3ER
Daisy Inn	Greene King	Pubs & Full On	Greene King	LS13 3AD
Barley Mow	Milton Pubs and Taverns	Pubs & Full On	Milton Pubs and Taverns	LS13 3EN
Old Unicorn	Wetherspoons GB	Pubs & Full On	Wetherspoon	LS13 3NA
Bramley Liberal Club	Independent Free	Registered Club	Independent Free	LS13 3NE
Bramley Rugby Club	Independent Free	Registered Club	Independent Free	LS13 3NY
Bramley Working Mens Club	Independent Free	Registered Club	Independent Free	LS13 4BY
Hawksworth Wood Conservative Club	Independent Free	Registered Club	Independent Free	LS 5 3LX
Burley Rugby Club	Independent Free	Registered Club	Independent Free	LS 5 3NG
Vesper Gate	Blackrose Ltd	Pubs & Full On	Independent Free	LS 5 3NG
Leeds Metropolitan Gatehouse	Independent Free	Registered Club	Independent Free	LS 5 3EE
Kirkstall Bridge Inn	Independent Free	Pubs & Full On	Independent Free	LS 5 3EH
Vault	Independent Free	Registered Club	Independent Free	LS 5 3RX

MAP OF AREA

© 2022 CACI Limited and all other applicable third party notices (CGA) can be found at www.caci.co.uk/copyrightnotices.pdf

Source: OS Open Data 2018

Area: P00138_Black Lion Hotel, Leeds, LS13 2NJ (1 Mile contour)



KEY

- Large pub co's & bars
 - Admiral Taverns Ltd
 - Ei Group
 - Greene King
 - Marston's
 - Mitchells & Butlers
 - Punch Pub Company
 - Stonegate Pub Company
 - Star Pubs & Bars
 - Wetherspoon
 - Whitbread
 - Shepherd Neame
- Small to medium pub co's & bars
 - Family Brewers with pubs
- Hotels
- Restaurants
- Leisure
- Independent
- Other
- Site Location
- Boundary

ACORN CATEGORY PROFILE - HOUSEHOLDS

© 2022 CACI Limited and all other applicable third party notices (Acorn) can be found at www.caci.co.uk/copyrightnotices.pdf

Area: P00138_Black Lion Hotel, Leeds, LS13 2NJ (1 Mile contour)
Base: Great Britain
Year: 2021

Acorn Category Description	Area Profile	% for Area	% for Base	Index 0	100	200
1 Affluent Achievers	773	5.8	22.0	26		
2 Rising Prosperity	581	4.4	10.1	43		
3 Comfortable Communities	3,484	26.1	26.2	100		
4 Financially Stretched	3,046	22.8	23.7	96		
5 Urban Adversity	5,456	40.9	17.6	232		
6 Not Private Households	6	0.0	0.3	13		
Total households		13,346				

Acorn Category Pen Portrait

5 Urban Adversity

Age range
25-34

Financial situation
Running into debt ————— Saving a lot

Children at home
3+

House type
Flat or terraced

House tenure
Social renting

Number of beds
1-2

This category contains the most deprived areas of towns and cities across the UK. Household incomes are low, nearly always below the national average.

Acorn Groups within Category 5: Urban Adversity

- O Young Hardship 30%
- P Struggling Estates 43%
- Q Difficult Circumstances 27%

ACORN GROUP PROFILE - HOUSEHOLDS

© 2022 CACI Limited and all other applicable third party notices (Acorn) can be found at www.caci.co.uk/copyrightnotices.pdf

Area: P00138_Black Lion Hotel, Leeds, LS13 2NJ (1 Mile contour)
 Base: Great Britain
 Year: 2021

Acorn Group Description	Area Profile	% for Area	% for Base	Index	0	100	200
1. Affluent Achievers							
1.A Lavish Lifestyles	9	0.1	1.1	6			
1.B Executive Wealth	243	1.8	11.2	16			
1.C Mature Money	521	3.9	9.6	41			
2. Rising Prosperity							
2.D City Sophisticates	21	0.2	4.0	4			
2.E Career Climbers	560	4.2	6.2	68			
3. Comfortable Communities							
3.F Countryside Communities	0	0.0	5.7	0			
3.G Successful Suburbs	180	1.3	5.9	23			
3.H Steady Neighbourhoods	1,768	13.2	7.4	180			
3.I Comfortable Seniors	195	1.5	2.9	50			
3.J Starting Out	1,341	10.0	4.3	231			
4. Financially Stretched							
4.K Student Life	98	0.7	2.4	31			
4.L Modest Means	1,410	10.6	7.9	133			
4.M Striving Families	708	5.3	7.5	70			
4.N Poorer Pensioners	830	6.2	5.9	105			
5. Urban Adversity							
5.O Young Hardship	1,482	11.1	6.1	181			
5.P Struggling Estates	1,790	13.4	6.1	219			
5.Q Difficult Circumstances	2,184	16.4	5.3	306			
6. Not Private Households							
6.R Not Private Households	6	0.0	0.3	13			
Total households	13,346						

Acorn Group Pen Portrait

5 Q Difficult Circumstances 2.3M UK Adults 4.3% of UK

Young adults, many of whom are single parents, enduring hardship. Generally these are streets with a higher proportion of younger people. The bulk of the housing is flats rented from the council or housing association although there may also be some socially rented terraced housing.

DEMOGRAPHICS

Age range 25-34	Children at home 1
House tenure Social renting	Family structure Single parent
Number of beds 1	House type Flat or maisonette

BRANDS

SHOPPING:

LEISURE:

WEBSITES:

DIGITAL ATTITUDES

I worry about online security 52% <small>UK average: 55%</small>	Shopping online makes my life easier 48% <small>UK average: 53%</small>	I couldn't live without the internet on my mobile 36% <small>UK average: 34%</small>
---	--	---

FINANCIAL PROFILE

Household Income UK: £20k (Average: £40k) London: £23k (Average: £44k)	% Disposable Income UK: 31% (Average: 44%) London: 27% (Average: 39%)	Financial situation
--	---	-------------------------

KEY INTERNET USAGE

Whilst internet usage is below average, this group are more likely to **browse for video games** online

Whilst internet usage is below average, this group are more likely to **take out a loan** online

TECHNOLOGY USAGE

This group are less likely to **use contactless payments**

CATEGORY	GROUP	TYPE	MAP	WHAT IS ACORN?
----------	-------	------	-----	----------------

ACORN TYPE PROFILE - HOUSEHOLDS

© 2022 CACI Limited and all other applicable third party notices (Acorn) can be found at www.caci.co.uk/copyrightnotices.pdf

Area: P00138_Black Lion Hotel, Leeds, LS13 2NJ (1 Mile contour)
 Base: Great Britain
 Year: 2021

Sort by: Corn Structure
 Index
 Profile %

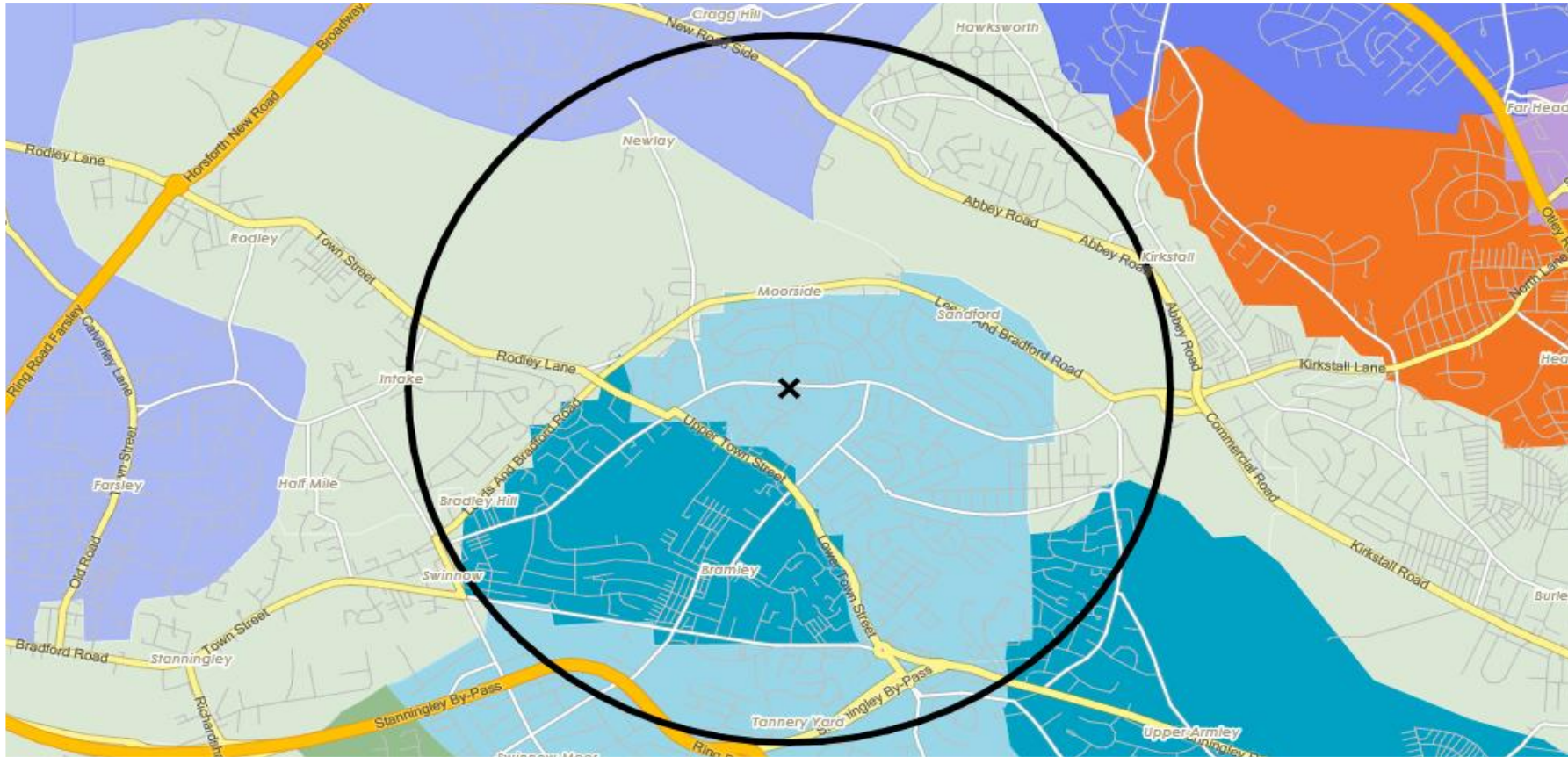
Acorn Type Description	Area Profile	% for Area	% for Base	Index	0	100	200
1. Affluent Achievers							
1.A Lavish Lifestyles							
1.A.1 Exclusive enclaves	0	0.0	0.1	0			
1.A.2 Metropolitan money	0	0.0	0.2	0			
1.A.3 Large house luxury	9	0.1	0.9	8			
1.B Executive Wealth							
1.B.4 Asset rich families	24	0.2	2.6	7			
1.B.5 Wealthy countryside commuters	0	0.0	2.4	0			
1.B.6 Financially comfortable families	42	0.3	2.2	14			
1.B.7 Affluent professionals	123	0.9	0.9	108			
1.B.8 Prosperous suburban families	24	0.2	1.5	12			
1.B.9 Well-off edge of towners	30	0.2	1.6	14			
1.C Mature Money							
1.C.10 Better-off villagers	29	0.2	3.0	7			
1.C.11 Settled suburbia, older people	444	3.3	2.9	116			
1.C.12 Retired and empty nesters	0	0.0	2.5	0			
1.C.13 Upmarket downsizers	48	0.4	1.3	28			
2. Rising Prosperity							
2.D City Sophisticates							
2.D.14 Townhouse cosmopolitans	21	0.2	0.7	22			
2.D.15 Younger professionals in smaller flats	0	0.0	1.5	0			
2.D.16 Metropolitan professionals	0	0.0	0.8	0			
2.D.17 Socialising young renters	0	0.0	1.0	0			
2.E Career Climbers							
2.E.18 Career driven young families	46	0.3	1.9	18			
2.E.19 First time buyers in small, modern homes	514	3.9	3.3	118			
2.E.20 Mixed metropolitan areas	0	0.0	1.0	0			
3. Comfortable Communities							
3.F Countryside Communities							
3.F.21 Farms and cottages	0	0.0	1.5	0			
3.F.22 Older couples and families in rural areas	0	0.0	1.1	0			
3.F.23 Owner occupiers in small towns and villages	0	0.0	3.2	0			
3.G Successful Suburbs							
3.G.24 Comfortably-off families in modern housing	173	1.3	2.6	49			
3.G.25 Larger family homes, multi-ethnic areas	0	0.0	0.8	0			
3.G.26 Semi-professional families, owner occupied neighbourhoods	7	0.1	2.4	2			
3.H Steady Neighbourhoods							
3.H.27 Suburban semis, conventional attitudes	1,569	11.8	3.4	342			
3.H.28 Owner occupied terraces, average income	161	1.2	1.6	76			
3.H.29 Established suburbs, older families	38	0.3	2.3	12			
3.I Comfortable Seniors							
3.I.30 Older people, neat and tidy neighbourhoods	195	1.5	2.4	61			
3.I.31 Elderly singles in purpose-built accommodation	0	0.0	0.5	0			
3.J Starting Out							
3.J.32 Educated families in terraces, young children	749	5.6	2.1	268			
3.J.33 Smaller houses and starter homes	592	4.4	2.3	197			
4. Financially Stretched							
4.K Student Life							
4.K.34 Student flats and halls of residence	98	0.7	0.4	201			
4.K.35 Term-time terraces	0	0.0	0.3	0			
4.K.36 Educated young people in flats and tenements	0	0.0	1.7	0			
4.L Modest Means							
4.L.37 Low cost flats in suburban areas	248	1.9	1.4	132			
4.L.38 Semi-skilled workers in traditional neighbourhoods	404	3.0	2.6	115			
4.L.39 Fading owner occupied terraces	758	5.7	2.9	197			
4.L.40 High occupancy terraces, culturally diverse family areas	0	0.0	1.0	0			
4.M Striving Families							
4.M.41 Labouring semi-rural estates	0	0.0	1.6	0			
4.M.42 Struggling young families in post-war terraces	92	0.7	1.7	41			
4.M.43 Families in right-to-buy estates	494	3.7	2.1	178			
4.M.44 Post-war estates, limited means	122	0.9	2.2	42			
4.N Poorer Pensioners							
4.N.45 Pensioners in social housing, semis and terraces	50	0.4	0.8	48			
4.N.46 Elderly people in social rented flats	109	0.8	1.1	75			
4.N.47 Low income older people in smaller semis	174	1.3	2.3	57			
4.N.48 Pensioners and singles in social rented flats	497	3.7	1.8	211			
5. Urban Adversity							
5.O Young Hardship							
5.O.49 Young families in low cost private flats	124	0.9	2.1	43			
5.O.50 Struggling younger people in mixed tenure	408	3.1	1.7	175			
5.O.51 Young people in small, low cost terraces	950	7.1	2.3	316			
5.P Struggling Estates							
5.P.52 Poorer families, many children, terraced housing	310	2.3	1.6	143			
5.P.53 Low income terraces	0	0.0	0.9	0			
5.P.54 Multi-ethnic, purpose-built estates	0	0.0	1.2	0			
5.P.55 Deprived and ethnically diverse in flats	0	0.0	0.8	0			
5.P.56 Low income large families in social rented semis	1,480	11.1	1.6	673			
5.Q Difficult Circumstances							
5.Q.57 Social rented flats, families and single parents	580	4.3	1.5	286			
5.Q.58 Singles and young families, some receiving benefits	1,162	8.7	1.8	486			
5.Q.59 Deprived areas and high-rise flats	442	3.3	2.0	163			
6. Not Private Households							
6.R Not Private Households							
6.R.60 Active communal population	0	0.0	0.1	0			
6.R.61 Inactive communal population	6	0.0	0.3	16			
6.R.62 Business areas without resident population	0	0	0	0			
Total households	13,346						

DOMINANT ACORN GROUP - HOUSEHOLDS

© 2022 CACI Limited and all other applicable third party notices (Acorn) can be found at www.caci.co.uk/copyrightnotices.pdf

Source: OS Open Data 2018

Area: P00138_Black Lion Hotel, Leeds, LS13 2NJ (1 Mile contour)



- Dominant Acorn Category
- % Affluent Achievers
- % Rising Prosperity
- % Comfortable Communities
- % Financially Stretched
- % Urban Adversity
- Dominant Acorn Group

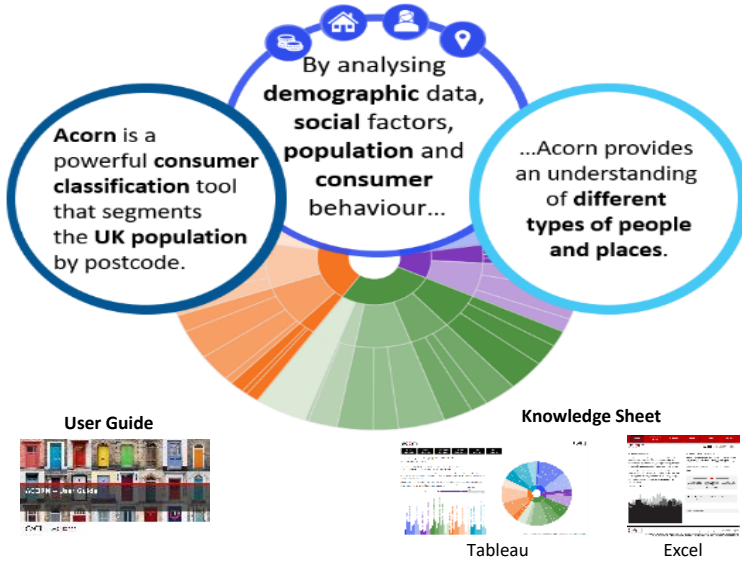
Acorn Groups

- 1.A Lavish Lifestyles
- 1.B Executive Wealth
- 1.C Mature Money
- 2.D City Sophisticates
- 2.E Career Climbers
- 3.F Countryside Communities
- 3.G Successful Suburbs
- 3.H Steady Neighbourhoods
- 3.I Comfortable Seniors
- 3.J Starting Out
- 4.K Student Life
- 4.L Modest Means
- 4.M Striving Families
- 4.N Poorer Pensioners
- 5.O Young Hardship
- 5.P Struggling Estates
- 5.Q Difficult Circumstances
- 6.R Not Private Households

Area boundary

ACORN - WHAT IS IT?

© 2022 CACI Limited and all other applicable third party notices (Acorn) can be found at www.caci.co.uk/copyrightnotices.pdf



6 CATEGORIES 18 GROUPS 62 TYPES

1. Affluent Achievers	A. Lavish Lifestyles	1-3
	B. Executive Wealth	4-9
	C. Mature Money	10-13
2. Rising Prosperity	D. City Sophisticates	14-17
	E. Career Climbers	18-20
	F. Countryside Communities	21-23
	G. Successful Suburbs	24-26
	H. Steady Neighbourhoods	27-29
	I. Comfortable Seniors	30-31
	J. Starting Out	32-33
3. Comfortable Communities	K. Student Life	34-36
	L. Modest Means	37-40
	M. Striving Families	41-44
	N. Poorer Pensioners	45-48
	O. Young Hardship	49-51
	P. Struggling Estates	52-56
	Q. Difficult Circumstances	57-59
4. Financially Stretched	R. Not Private Households	60-62
5. Urban Adversity		
6. Not Private Households		

1 Affluent Achievers

12.0M UK Adults 22.8% of UK

Age range: 55+

Financial situation: Running into debt ↔ Saving a lot

Children at home: 0

House type: Detached

House tenure: Owned outright

Number of beds: 4+

These are some of the most financially successful people in the UK. They live in affluent, high status areas of the country. They are healthy, wealthy and confident consumers.

Acorn Groups within Category 1: Affluent Achievers

- A. Lavish Lifestyles
- B. Executive Wealth
- C. Mature Money

