

CGA LICENCED PREMISES

© 2024 CACI Limited and all other applicable third party notices (CGA) can be found at www.caci.co.uk/copyrightnotices.pdf

Area: P02016_Crown Inn, Bridgwater, TA6 5HZ (1 I
 Base: Great Britain
 Year: 2023

Licence Type	Profile	Per 1000 Pop (Area)	Per 1000 Pop (Base)	Index	0	100	200
Pubs & Full On	35	109.1	81.7	134			
Proprietary Club	3	9.3	7.3	128			
Registered Club	11	34.3	28.2	122			
Restaurant	10	31.2	32.1	97			
Residential	2	6.2	2.7	233			

Name	Description	License Type	Owner Name	Postcode
Lamb Inn	Independent Free	Pubs & Full On	Independent Free	TA 6 5PY
British Flag	Punch Pub Company	Pubs & Full On	Punch Pub Company	TA 6 3HX
Golden Ball	Stonegate Pub Company	Pubs & Full On	Stonegate Pub Company	TA 6 3BE
Vinos Ale And Wine Tavern	Admiral Taverns Ltd	Pubs & Full On	Admiral Taverns Ltd	TA 6 3BG
Duke	Amber Taverns	Restaurant	Star Pubs & Bars	TA 6 3BQ
Arts Centre	Independent Free	Pubs & Full On	Independent Free	TA 6 3DD
Castle Club	Independent Free	Registered Club	Independent Free	TA 6 3DD
Bridgwater Masonic Hall	Independent Free	Registered Club	Independent Free	TA 6 3DH
Great Escape	Stonegate Pub Company	Pubs & Full On	Stonegate Pub Company	TA 6 3EN
Nutmeg House	Independent Free	Restaurant	Independent Free	TA 6 3EN
English Raj Indian Restaurant	Independent Free	Restaurant	Independent Free	TA 6 3EN
Admirals Landing	Independent Free	Pubs & Full On	Independent Free	TA 6 3EX
Fountain	Red Oak Taverns	Pubs & Full On	Red Oak Taverns	TA 6 3HL
Lions Club	Independent Free	Proprietary Club	Independent Free	TA 6 3HW
Bridgwater & Albion Rugby Club	Independent Free	Registered Club	Independent Free	TA 6 4TZ
Tudor Hotel & Bar 27	Independent Free	Pubs & Full On	Independent Free	TA 6 3LX
Old Vicarage Restaurant	Independent Free	Residential	Independent Free	TA 6 3EQ
Blake Hall	Independent Free	Pubs & Full On	Independent Free	TA 6 3NZ
Palace Night Club	Independent Free	Proprietary Club	Independent Free	TA 6 3PF
Blake Arms Hotel	Stonegate Pub Company	Pubs & Full On	Stonegate Pub Company	TA 6 3PF
Brookland Hotel	Independent Free	Pubs & Full On	Independent Free	TA 6 3PN
Old Market	Stonegate Pub Company	Pubs & Full On	Stonegate Pub Company	TA 6 3PG
Bird In Hand	Independent Free	Pubs & Full On	Independent Free	TA 6 4BW
Sportsman	Peninsula Inns	Pubs & Full On	Peninsula Inns	TA 6 4PH
Cross Rifles	Stonegate Pub Company	Pubs & Full On	Stonegate Pub Company	TA 6 4PH
Sydenham Community Centre	Independent Free	Registered Club	Independent Free	TA 6 4QZ
Bower Inn	Butcombe Brewery	Pubs & Full On	Liberation	TA 6 4TY
Cobblestones	*Other Small Retail Groups	Pubs & Full On	*Other Small Retail Groups	TA 6 5AP
Commercial Inn	Stonegate Pub Company	Pubs & Full On	Stonegate Pub Company	TA 6 5BG
British Rail Staff Association Club	Independent Free	Registered Club	Independent Free	TA 6 5HA
Bunch Of Grapes	Stonegate Pub Company	Pubs & Full On	Stonegate Pub Company	TA 6 5HS
New Foresters	Independent Free	Pubs & Full On	Independent Free	TA 6 5HX
Crown Inn	Admiral Taverns Ltd	Pubs & Full On	Admiral Taverns Ltd	TA 6 5HZ
Bristol & Exeter Inn	Independent Free	Pubs & Full On	Independent Free	TA 6 5JA
Lime Kiln Inn	Punch Pub Company	Pubs & Full On	Punch Pub Company	TA 6 5LU
Malt Shovel	Greene King	Pubs & Full On	Greene King	TA 6 7DN
Bridgwater Bowling Club	Independent Free	Registered Club	Independent Free	TA 6 7HR
Gallery	Independent Free	Pubs & Full On	Independent Free	TA 6 3BN
Baillies	Independent Free	Pubs & Full On	Independent Free	TA 6 3BN
Eastover Park Bowling Club	Independent Free	Registered Club	Independent Free	TA 6 5JS
Carnival Inn	Wetherspoons GB	Pubs & Full On	Wetherspoons GB	TA 6 3LX
Green Dragon	*Other Small Retail Groups	Pubs & Full On	*Other Small Retail Groups	TA 6 3LJ
Bridgwater Town Football Club	Independent Free	Registered Club	Independent Free	TA 6 4TZ
North Petherton Community Centre	Independent Free	Registered Club	Independent Free	TA 6 3NH
Cornhill	Stonegate Pub Company	Pubs & Full On	Stonegate Pub Company	TA 6 3BU
Prezzo	Prezzo plc	Restaurant	Prezzo plc	TA 6 3BY
Bridgwater Steakhouse	Independent Free	Restaurant	Independent Free	TA 6 3PF
Elachi Restaurant	Independent Free	Restaurant	Independent Free	TA 6 5AW
Reflections	Independent Free	Pubs & Full On	Independent Free	TA 6 3BL
Spice Club	Independent Free	Restaurant	Independent Free	TA 6 5AB
Victoria Park Bowling Club	Independent Free	Registered Club	Independent Free	TA 6 7AD
Bar Brunel	Independent Free	Pubs & Full On	Independent Free	TA 6 3LJ
Bridgwater Town Hall	Independent Free	Pubs & Full On	Independent Free	TA 6 3AS

CGA LICENCED PREMISES

© 2024 CACI Limited and all other applicable third party notices (CGA) can be found at www.caci.co.uk/copyrightnotices.pdf

Area: P02016_Crown Inn, Bridgwater, TA6 5HZ (1 I
 Base: Great Britain
 Year: 2023

Licence Type	Profile	Per 1000 Pop (Area)	Per 1000 Pop (Base)	Index	0	100	200
Pubs & Full On	35	109.1	81.7	134			
Proprietary Club	3	9.3	7.3	128			
Registered Club	11	34.3	28.2	122			
Restaurant	10	31.2	32.1	97			
Residential	2	6.2	2.7	233			

Name	Description	License Type	Owner Name	Postcode
Green Olive	Independent Free	Restaurant	Independent Free	TA 6 3HL
Highway 61	Independent Free	Restaurant	Independent Free	TA 6 3BJ
Trimwise Fitness	Independent Free	Proprietary Club	Independent Free	TA 6 5AW
Mercure Hotel	Accor Hotels	Pubs & Full On	Accor Hotels	TA 6 5AW
Bridgwater Cricket Club	Independent Free	Registered Club	Independent Free	TA 6 7HR
Marco Pierre White Steakhouse Bar & G	Marco Pierre White Group	Restaurant	Marco Pierre White Group	TA 6 5AW
Newmarket Hotel	Unknown	Pubs & Full On	Unknown	TA 6 4PN
Central Amenity Building	Independent Free	Residential	Independent Free	TA 6 4DE

MAP OF AREA

© 2024 CACI Limited and all other applicable third party notices (CGA) can be found at www.caci.co.uk/copyrightnotices.pdf

Source: OS Open Data 2018

Area: P02016_Crown Inn, Bridgwater, TA6 5HZ (1 Mile contour)



KEY

- Large pub co's & bars
 - Admiral Taverns Ltd
 - Ei Group
 - Greene King
 - Marston's
 - Mitchells & Butlers
 - Punch Pub Company
 - Stonegate Pub Company
 - Star Pubs & Bars
 - Wetherspoon
 - Whitbread
 - Shepherd Neame
- Small to medium pub co's & bars
- Family Brewers with pubs
- Hotels
- Restaurants
- Leisure
- Independent
- Other
- Site Location
- Boundary

ACORN CATEGORY PROFILE - HOUSEHOLDS

© 2024 CACI Limited and all other applicable third party notices (Acorn) can be found at www.caci.co.uk/copyrightnotices.pdf

Area: P02016_Crown Inn, Bridgwater, TA6 5HZ (1 Mile contour)
Base: Great Britain
Year: 2023

Acorn Category Description	Area Profile	% for Area	% for Base	Index 0	100	200
1 Affluent Achievers	179	1.3	22.1	6		
2 Rising Prosperity	266	1.9	10.2	18		
3 Comfortable Communities	2,917	20.4	26.5	77		
4 Financially Stretched	5,549	38.8	23.7	164		
5 Urban Adversity	5,388	37.7	17.2	219		
6 Not Private Households	8	0.1	0.3	16		
Total households		14,307				

Acorn Category Pen Portrait

5 Urban Adversity

Age range

25-34

House type

Flat or terraced

UK Adults

8.4M

15.9% of UK

Financial situation

House tenure

Social renting

Children at home

3+

Number of beds

1-2

This category contains the most deprived areas of towns and cities across the UK. Household incomes are low, nearly always below the national average.

Acorn Groups within Category 5: Urban Adversity

- O Young Hardship 32%
- P Struggling Estates 41%
- Q Difficult Circumstances 27%

ACORN GROUP PROFILE - HOUSEHOLDS

© 2024 CACI Limited and all other applicable third party notices (Acorn) can be found at www.caci.co.uk/copyrightnotices.pdf

Area: P02016_Crown Inn, Bridgwater, TA6 5HZ (1 Mile contour)
Base: Great Britain
Year: 2023

Acorn Group Description	Area Profile	% for Area	% for Base	Index	0	100	200
1. Affluent Achievers							
1.A Lavish Lifestyles	0	0.0	1.1	0			
1.B Executive Wealth	115	0.8	11.3	7			
1.C Mature Money	64	0.4	9.6	5			
2. Rising Prosperity							
2.D City Sophisticates	0	0.0	3.8	0			
2.E Career Climbers	266	1.9	6.4	29			
3. Comfortable Communities							
3.F Countryside Communities	174	1.2	5.7	21			
3.G Successful Suburbs	469	3.3	6.0	55			
3.H Steady Neighbourhoods	740	5.2	7.4	70			
3.I Comfortable Seniors	475	3.3	2.9	116			
3.J Starting Out	1,059	7.4	4.6	163			
4. Financially Stretched							
4.K Student Life	10	0.1	2.5	3			
4.L Modest Means	3,143	22.0	8.0	275			
4.M Striving Families	1,566	10.9	7.4	147			
4.N Poorer Pensioners	830	5.8	5.8	101			
5. Urban Adversity							
5.O Young Hardship	2,962	20.7	6.3	331			
5.P Struggling Estates	1,534	10.7	5.7	188			
5.Q Difficult Circumstances	892	6.2	5.2	119			
6. Not Private Households							
6.R Not Private Households	8	0.1	0.3	16			
Total households	14,307						

Acorn Group Pen Portrait

6 Not Private Households

790k
UK Adults

1.5%
of UK

These are postcodes where the bulk of the residents are not living in private households.

The category forms a single group, R: Not private households, which is sub-divided into three types:

60 Active communal population –
 Generally this is accommodation that may be unoccupied for part of the year, or where the people living in the accommodation regularly change. Other active communal accommodation might include hostels, children's homes, refuges and local authority accommodation for travellers.

61 Inactive communal population –
 These people may be in communal establishments but unlikely to be active consumers. This includes care homes, hospitals, and other medical or nursing establishments where due to their health, the residents are unlikely to get out and about to function as regular consumers. It also includes prisons.

62 Business areas without resident population –
 These are postcodes where we believe there is no regular resident population. An example of this might be a business or industrial park.

A
B
C
D
E
F
G
H
I
J
K
L
M
N
O
P
Q
R

CATEGORY	GROUP	TYPE	MAP	WHAT IS ACORN?
----------	-------	------	-----	----------------

ACORN TYPE PROFILE - HOUSEHOLDS

© 2024 CACI Limited and all other applicable third party notices (Acorn) can be found at www.caci.co.uk/copyrightnotices.pdf

Area: P02016_Crown Inn, Bridgwater, TA6 5HZ (1 Mile contour)
 Base: Great Britain
 Year: 2023

Sort by: Corn Structure
 Index
 Profile %

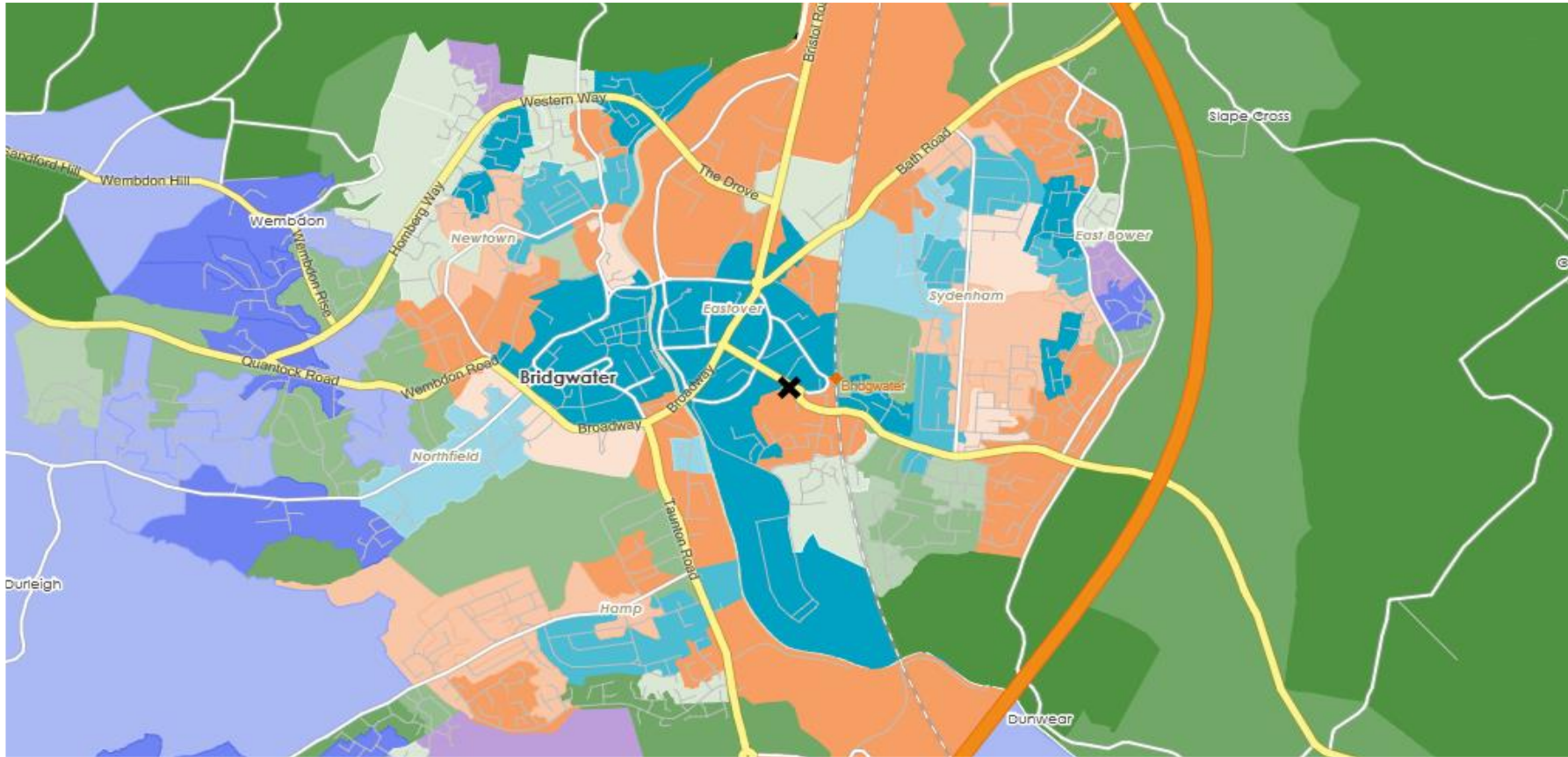
Acorn Type Description	Area Profile	% for Area	% for Base	Index	0	100	200
1. Affluent Achievers							
1.A Lavish Lifestyles							
1.A.1 Exclusive enclaves	0	0.0	0.1	0			
1.A.2 Metropolitan money	0	0.0	0.1	0			
1.A.3 Large house luxury	0	0.0	0.9	0			
1.B Executive Wealth							
1.B.4 Asset rich families	0	0.0	2.6	0			
1.B.5 Wealthy countryside commuters	13	0.1	2.5	4			
1.B.6 Financially comfortable families	80	0.6	2.2	25			
1.B.7 Affluent professionals	0	0.0	0.9	0			
1.B.8 Prosperous suburban families	19	0.1	1.5	9			
1.B.9 Well-off edge of towners	3	0.0	1.6	1			
1.C Mature Money							
1.C.10 Better-off villagers	9	0.1	3.1	2			
1.C.11 Settled suburbia, older people	43	0.3	2.8	11			
1.C.12 Retired and empty nesters	0	0.0	2.5	0			
1.C.13 Upmarket downsizers	12	0.1	1.3	6			
2. Rising Prosperity							
2.D City Sophisticates							
2.D.14 Townhouse cosmopolitans	0	0.0	0.7	0			
2.D.15 Younger professionals in smaller flats	0	0.0	1.5	0			
2.D.16 Metropolitan professionals	0	0.0	0.7	0			
2.D.17 Socialising young renters	0	0.0	1.0	0			
2.E Career Climbers							
2.E.18 Career driven young families	83	0.6	2.0	29			
2.E.19 First time buyers in small, modern homes	183	1.3	3.4	38			
2.E.20 Mixed metropolitan areas	0	0.0	1.0	0			
3. Comfortable Communities							
3.F Countryside Communities							
3.F.21 Farms and cottages	0	0.0	1.5	0			
3.F.22 Older couples and families in rural areas	8	0.1	1.0	6			
3.F.23 Owner occupiers in small towns and villages	166	1.2	3.2	36			
3.G Successful Suburbs							
3.G.24 Comfortably-off families in modern housing	415	2.9	2.7	108			
3.G.25 Larger family homes, multi-ethnic areas	0	0.0	0.8	0			
3.G.26 Semi-professional families, owner occupied neighbourhoods	54	0.4	2.4	16			
3.H Steady Neighbourhoods							
3.H.27 Suburban semis, conventional attitudes	533	3.7	3.5	107			
3.H.28 Owner occupied terraces, average income	99	0.7	1.6	43			
3.H.29 Established suburbs, older families	108	0.8	2.3	32			
3.I Comfortable Seniors							
3.I.30 Older people, neat and tidy neighbourhoods	302	2.1	2.4	89			
3.I.31 Elderly singles in purpose-built accommodation	173	1.2	0.5	249			
3.J Starting Out							
3.J.32 Educated families in terraces, young children	433	3.0	2.2	141			
3.J.33 Smaller houses and starter homes	626	4.4	2.4	182			
4. Financially Stretched							
4.K Student Life							
4.K.34 Student flats and halls of residence	0	0.0	0.3	0			
4.K.35 Term-time terraces	0	0.0	0.2	0			
4.K.36 Educated young people in flats and tenements	10	0.1	1.9	4			
4.L Modest Means							
4.L.37 Low cost flats in suburban areas	382	2.7	1.4	185			
4.L.38 Semi-skilled workers in traditional neighbourhoods	1,039	7.3	2.6	276			
4.L.39 Fading owner occupied terraces	1,722	12.0	2.9	412			
4.L.40 High occupancy terraces, culturally diverse family areas	0	0.0	1.0	0			
4.M Striving Families							
4.M.41 Labouring semi-rural estates	0	0.0	1.6	0			
4.M.42 Struggling young families in post-war terraces	630	4.4	1.6	269			
4.M.43 Families in right-to-buy estates	95	0.7	2.0	33			
4.M.44 Post-war estates, limited means	841	5.9	2.2	270			
4.N Poorer Pensioners							
4.N.45 Pensioners in social housing, semis and terraces	45	0.3	0.8	40			
4.N.46 Elderly people in social rented flats	190	1.3	1.0	129			
4.N.47 Low income older people in smaller semis	255	1.8	2.2	80			
4.N.48 Pensioners and singles in social rented flats	340	2.4	1.7	139			
5. Urban Adversity							
5.O Young Hardship							
5.O.49 Young families in low cost private flats	939	6.6	2.2	300			
5.O.50 Struggling younger people in mixed tenure	1,116	7.8	1.8	433			
5.O.51 Young people in small, low cost terraces	907	6.3	2.3	280			
5.P Struggling Estates							
5.P.52 Poorer families, many children, terraced housing	1,211	8.5	1.6	542			
5.P.53 Low income terraces	0	0.0	0.8	0			
5.P.54 Multi-ethnic, purpose-built estates	0	0.0	1.0	0			
5.P.55 Deprived and ethnically diverse in flats	0	0.0	0.7	0			
5.P.56 Low income large families in social rented semis	323	2.3	1.6	141			
5.Q Difficult Circumstances							
5.Q.57 Social rented flats, families and single parents	286	2.0	1.5	133			
5.Q.58 Singles and young families, some receiving benefits	207	1.4	1.8	82			
5.Q.59 Deprived areas and high-rise flats	399	2.8	2.0	142			
6. Not Private Households							
6.R Not Private Households							
6.R.60 Active communal population	1	0.0	0.1	12			
6.R.61 Inactive communal population	7	0.0	0.3	17			
6.R.62 Business areas without resident population	0	0	0	0			
Total households	14,307						

DOMINANT ACORN GROUP - HOUSEHOLDS

© 2024 CACI Limited and all other applicable third party notices (Acorn) can be found at www.caci.co.uk/copyrightnotices.pdf

Source: OS Open Data 2018

Area: P02016_Crown Inn, Bridgwater, TA6 5HZ (1 Mile contour)



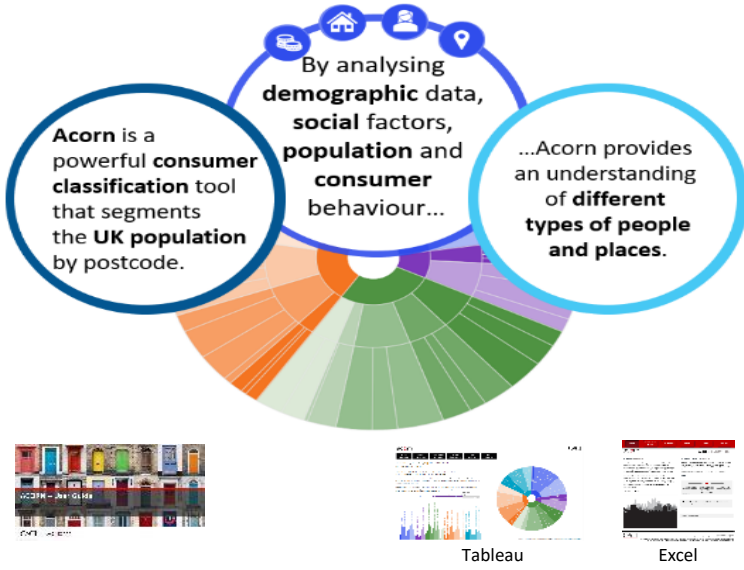
- Dominant Acorn Category
- % Affluent Achievers
- % Rising Prosperity
- % Comfortable Communities
- % Financially Stretched
- % Urban Adversity
- Dominant Acorn Group

- Acorn Groups**
- 1.A Lavish Lifestyles
 - 1.B Executive Wealth
 - 1.C Mature Money
 - 2.D City Sophisticates
 - 2.E Career Climbers
 - 3.F Countryside Communities
 - 3.G Successful Suburbs
 - 3.H Steady Neighbourhoods
 - 3.I Comfortable Seniors
 - 3.J Starting Out
 - 4.K Student Life
 - 4.L Modest Means
 - 4.M Striving Families
 - 4.N Poorer Pensioners
 - 5.O Young Hardship
 - 5.P Struggling Estates
 - 5.Q Difficult Circumstances
 - 6.R Not Private Households

Area boundary

ACORN - WHAT IS IT?

© 2024 CACI Limited and all other applicable third party notices (Acorn) can be found at www.caci.co.uk/copyrightnotices.pdf



6 CATEGORIES 18 GROUPS 62 TYPES

1. Affluent Achievers	A. Lavish Lifestyles	1-3
	B. Executive Wealth	4-9
	C. Mature Money	10-13
2. Rising Prosperity	D. City Sophisticates	14-17
	E. Career Climbers	18-20
	F. Countryside Communities	21-23
	G. Successful Suburbs	24-26
	H. Steady Neighbourhoods	27-29
	I. Comfortable Seniors	30-31
	J. Starting Out	32-33
3. Comfortable Communities	K. Student Life	34-36
	L. Modest Means	37-40
	M. Striving Families	41-44
	N. Poorer Pensioners	45-48
4. Financially Stretched	O. Young Hardship	49-51
	P. Struggling Estates	52-56
	Q. Difficult Circumstances	57-59
5. Urban Adversity	R. Not Private Households	60-62
6. Not Private Households		

1 Affluent Achievers

Age range: **55+**

Financial situation: Running into debt ↔ Saving a lot

Children at home: **0**

12.1M UK Adults

22.8% of UK

House type: **Detached**

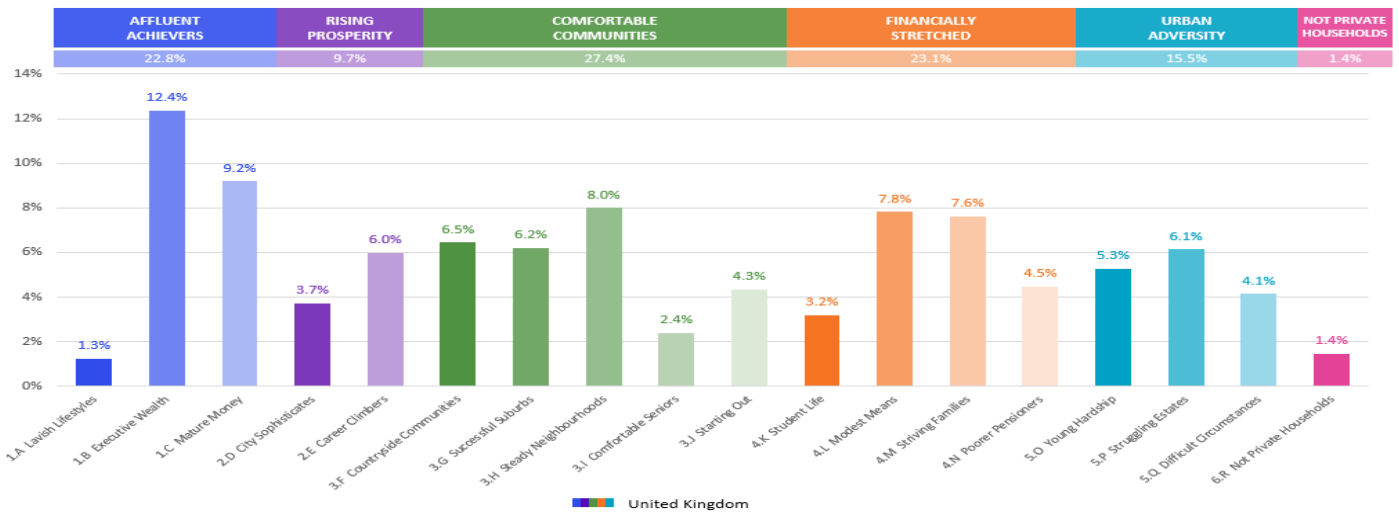
House tenure: **Owned outright**

Number of beds: **4+**

These are some of the most financially successful people in the UK. They live in affluent, high status areas of the country. They are healthy, wealthy and confident consumers.

Acorn Groups within Category 1: Affluent Achievers

- A. Lavish Lifestyles: 6%
- B. Executive Wealth: 54%
- C. Mature Money: 40%



MAP OF AREA

© 2024 CACI Limited and all other applicable third party notices can be found at www.caci.co.uk/copyrightnotices.pdf

Source: OS Open Data 2018

Area: P02016_Crown Inn, Bridgwater, TA6 5HZ (1 Mile contour)

