

CGA LICENCED PREMISES

© 2024 CACI Limited and all other applicable third party notices (CGA) can be found at www.caci.co.uk/copyrightnotices.pdf

Area: P03634_Eight Bells, Abbotsley, PE19 6UJ (1 P
 Base: Great Britain
 Year: 2023

Licence Type	Profile	Per 1000 Pop (Area)	Per 1000 Pop (Base)	Index	0	100	200
Pubs & Full On	1	265.3	81.7	325			
Proprietary Club	0	0.0	7.3	0			
Registered Club	0	0.0	28.2	0			
Restaurant	0	0.0	32.1	0			
Residential	0	0.0	2.7	0			

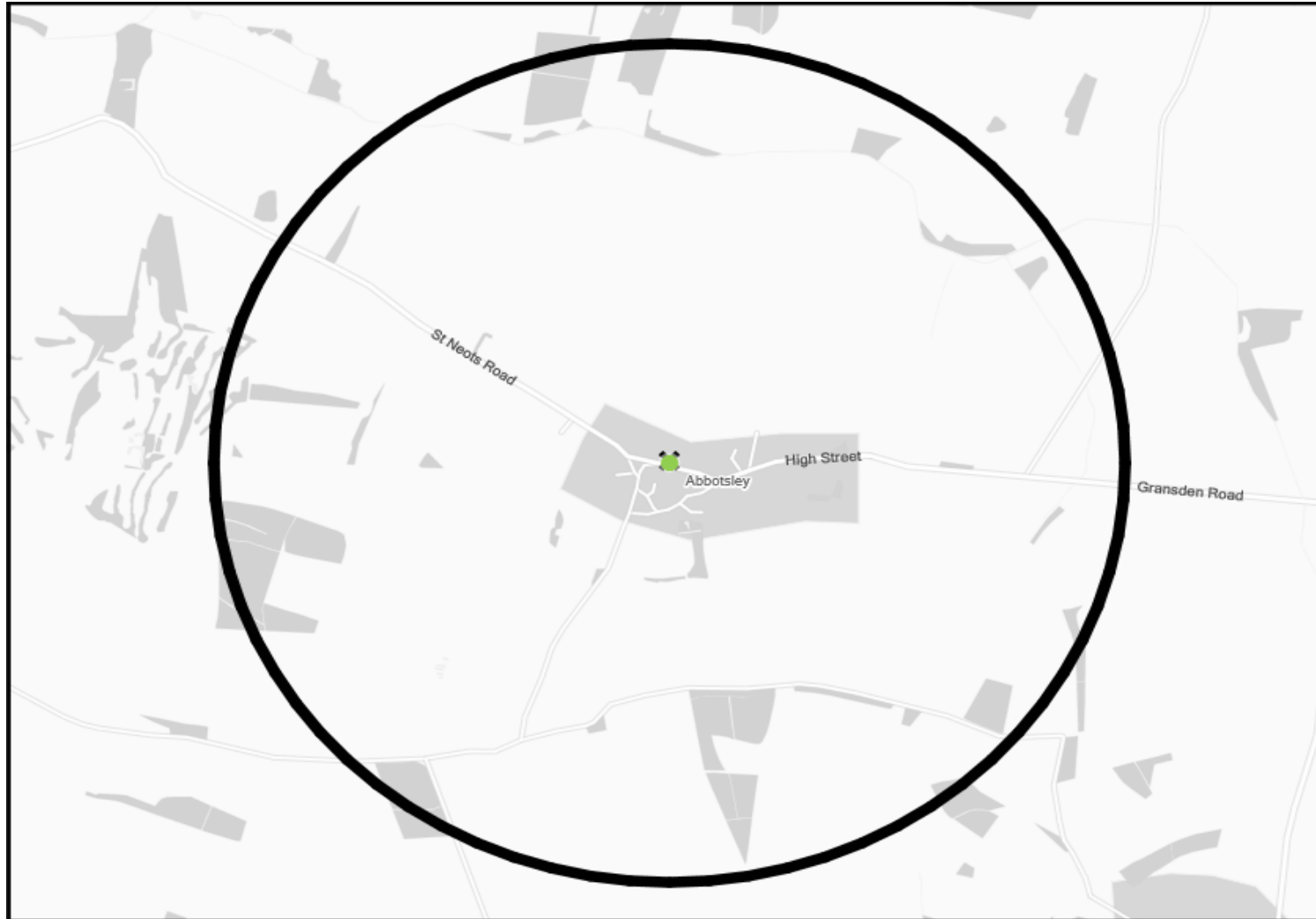
Name	Description	License Type	Owner Name	Postcode
Eight Bells	Admiral Taverns Ltd	Pubs & Full On	Admiral Taverns Ltd	PE19 6UJ

MAP OF AREA

© 2024 CACI Limited and all other applicable third party notices (CGA) can be found at www.caci.co.uk/copyrightnotices.pdf

Source: OS Open Data 2018

Area: P03634_Eight Bells, Abbotsley, PE19 6UJ (1 Mile contour)



KEY

- Large pub co's & bars**
 - Admiral Taverns Ltd
 - Ei Group
 - Greene King
 - Marston's
 - Mitchells & Butlers
 - Punch Pub Company
 - Stonegate Pub Company
 - Star Pubs & Bars
 - Wetherspoon
 - Whitbread
 - Shepherd Neame
- Small to medium pub co's & bars**
 - ▲ Family Brewers with pubs
- Hotels**
 - ✕ Hotels
- Restaurants**
 - ★ Restaurants
- Leisure**
 - ↑ Leisure
- Independent**
 - Independent
- Other**
 - ◆ Other
- Site Location**
 - ✕ Site Location
- Boundary**
 - Boundary

ACORN CATEGORY PROFILE - HOUSEHOLDS

© 2024 CACI Limited and all other applicable third party notices (Acorn) can be found at www.caci.co.uk/copyrightnotices.pdf

Area: P03634_Eight Bells, Abbotsley, PE19 6UJ (1 Mile contour)
Base: Great Britain
Year: 2023

Acorn Category Description	Area Profile	% for Area	% for Base	Index	0	100	200
1 Affluent Achievers	130	82.3	22.1	373			
2 Rising Prosperity	0	0.0	10.2	0			
3 Comfortable Communities	20	12.7	26.5	48			
4 Financially Stretched	8	5.1	23.7	21			
5 Urban Adversity	0	0.0	17.2	0			
6 Not Private Households	0	0.0	0.3	0			
Graph							
Total households	158						

Acorn Category Pen Portrait

3 Comfortable Communities
14.4M 27.2%
UK Adults of UK

Age range
35-64

Financial situation

Running into debt ←→ Saving a lot

Children at home
0-2

House type
Semi-detached or detached

House tenure
Owned outright or mortgaged

Number of beds
3-4

This category contains much of middle-of-the-road Britain, whether in the suburbs, smaller towns or the countryside. They are stable families and empty nesters in suburban or semi-rural areas.

Acorn Groups within Category 3: Comfortable Communities

- F Countryside Communities 24%
- G Successful Suburbs 23%
- H Steady Neighbourhoods 29%
- I Comfortable Seniors 9%
- J Starting Out 15%

ACORN GROUP PROFILE - HOUSEHOLDS

© 2024 CACI Limited and all other applicable third party notices (Acorn) can be found at www.caci.co.uk/copyrightnotices.pdf

Area: P03634_Eight Bells, Abbotsley, PE19 6UJ (1 Mile contour)
Base: Great Britain
Year: 2023

Acorn Group Description	Area Profile	% for Area	% for Base	Index 0	100	200
1. Affluent Achievers						
1.A Lavish Lifestyles	0	0.0	1.1	0		
1.B Executive Wealth	47	29.7	11.3	263		
1.C Mature Money	83	52.5	9.6	544		
2. Rising Prosperity						
2.D City Sophisticates	0	0.0	3.8	0		
2.E Career Climbers	0	0.0	6.4	0		
3. Comfortable Communities						
3.F Countryside Communities	20	12.7	5.7	221		
3.G Successful Suburbs	0	0.0	6.0	0		
3.H Steady Neighbourhoods	0	0.0	7.4	0		
3.I Comfortable Seniors	0	0.0	2.9	0		
3.J Starting Out	0	0.0	4.6	0		
4. Financially Stretched						
4.K Student Life	0	0.0	2.5	0		
4.L Modest Means	0	0.0	8.0	0		
4.M Striving Families	8	5.1	7.4	68		
4.N Poorer Pensioners	0	0.0	5.8	0		
5. Urban Adversity						
5.O Young Hardship	0	0.0	6.3	0		
5.P Struggling Estates	0	0.0	5.7	0		
5.Q Difficult Circumstances	0	0.0	5.2	0		
6. Not Private Households						
6.R Not Private Households	0	0.0	0.3	0		
Total households	158					

Acorn Group Pen Portrait

2 D City Sophisticates 1.9M UK Adults 3.7% of UK

Younger individuals enjoying the city lifestyle with lots of opportunities to socialise and spend. These affluent younger people generally rent flats in major towns and cities. Whilst incomes are well above average, their level of disposable income is restricted due to high rents.

CORE DEMOGRAPHICS		BRANDS	
Age range 25-44	Children at home 0	SHOPPING COS REISS MOLTON BROWN	LEISURE ahimsa itsu wahaca Pho
House tenure Privately renting	Family structure Single	WEBSITES airbnb Spotify ASOS BuzzFeed	
Number of beds 1	House type Flat or maisonette	DIGITAL AND TECH	
FINANCIAL PROFILE		ATTITUDES	
Household income UK: £54k London: £54k Average: £40k Average: £46k	% Disposable income UK: 23% London: 20% Average: 43% Average: 29%	I worry about online security 60% UK average: 59%	Shopping online makes my life easier 68% UK average: 62%
Financial situation Running into debt Saving a lot		I love the ease of using chat bots to get answers 31% UK average: 28%	
TOP BEHAVIOURS		SOCIAL MEDIA	
Post online ratings / reviews online		Book travel and holidays online	
		Social media: Pinterest, Insta and Twitter	



CATEGORY	GROUP	TYPE	MAP	WHAT IS ACORN?
----------	-------	------	-----	----------------

ACORN TYPE PROFILE - HOUSEHOLDS

© 2024 CACI Limited and all other applicable third party notices (Acorn) can be found at www.caci.co.uk/copyrightnotices.pdf

Area: P03634_Eight Bells, Abbotsley, PE19 6UJ (1 Mile contour)
 Base: Great Britain
 Year: 2023

Sort by: Corn Structure
 Index
 Profile %

Acorn Type Description	Area Profile	% for Area	% for Base	Index	0	100	200
1. Affluent Achievers							
1.A Lavish Lifestyles							
1.A.1 Exclusive enclaves	0	0.0	0.1	0			
1.A.2 Metropolitan money	0	0.0	0.1	0			
1.A.3 Large house luxury	0	0.0	0.9	0			
1.B Executive Wealth							
1.B.4 Asset rich families	6	3.8	2.6	144			
1.B.5 Wealthy countryside commuters	40	25.3	2.5	1,025			
1.B.6 Financially comfortable families	0	0.0	2.2	0			
1.B.7 Affluent professionals	0	0.0	0.9	0			
1.B.8 Prosperous suburban families	0	0.0	1.5	0			
1.B.9 Well-off edge of towners	1	0.6	1.6	39			
1.C Mature Money							
1.C.10 Better-off villagers	83	52.5	3.1	1,708			
1.C.11 Settled suburbia, older people	0	0.0	2.8	0			
1.C.12 Retired and empty nesters	0	0.0	2.5	0			
1.C.13 Upmarket downsizers	0	0.0	1.3	0			
2. Rising Prosperity							
2.D City Sophisticates							
2.D.14 Townhouse cosmopolitans	0	0.0	0.7	0			
2.D.15 Younger professionals in smaller flats	0	0.0	1.5	0			
2.D.16 Metropolitan professionals	0	0.0	0.7	0			
2.D.17 Socialising young renters	0	0.0	1.0	0			
2.E Career Climbers							
2.E.18 Career driven young families	0	0.0	2.0	0			
2.E.19 First time buyers in small, modern homes	0	0.0	3.4	0			
2.E.20 Mixed metropolitan areas	0	0.0	1.0	0			
3. Comfortable Communities							
3.F Countryside Communities							
3.F.21 Farms and cottages	15	9.5	1.5	625			
3.F.22 Older couples and families in rural areas	5	3.2	1.0	315			
3.F.23 Owner occupiers in small towns and villages	0	0.0	3.2	0			
3.G Successful Suburbs							
3.G.24 Comfortably-off families in modern housing	0	0.0	2.7	0			
3.G.25 Larger family homes, multi-ethnic areas	0	0.0	0.8	0			
3.G.26 Semi-professional families, owner occupied neighbourhoods	0	0.0	2.4	0			
3.H Steady Neighbourhoods							
3.H.27 Suburban semis, conventional attitudes	0	0.0	3.5	0			
3.H.28 Owner occupied terraces, average income	0	0.0	1.6	0			
3.H.29 Established suburbs, older families	0	0.0	2.3	0			
3.I Comfortable Seniors							
3.I.30 Older people, neat and tidy neighbourhoods	0	0.0	2.4	0			
3.I.31 Elderly singles in purpose-built accommodation	0	0.0	0.5	0			
3.J Starting Out							
3.J.32 Educated families in terraces, young children	0	0.0	2.2	0			
3.J.33 Smaller houses and starter homes	0	0.0	2.4	0			
4. Financially Stretched							
4.K Student Life							
4.K.34 Student flats and halls of residence	0	0.0	0.3	0			
4.K.35 Term-time terraces	0	0.0	0.2	0			
4.K.36 Educated young people in flats and tenements	0	0.0	1.9	0			
4.L Modest Means							
4.L.37 Low cost flats in suburban areas	0	0.0	1.4	0			
4.L.38 Semi-skilled workers in traditional neighbourhoods	0	0.0	2.6	0			
4.L.39 Fading owner occupied terraces	0	0.0	2.9	0			
4.L.40 High occupancy terraces, culturally diverse family areas	0	0.0	1.0	0			
4.M Striving Families							
4.M.41 Labouring semi-rural estates	8	5.1	1.6	317			
4.M.42 Struggling young families in post-war terraces	0	0.0	1.6	0			
4.M.43 Families in right-to-buy estates	0	0.0	2.0	0			
4.M.44 Post-war estates, limited means	0	0.0	2.2	0			
4.N Poorer Pensioners							
4.N.45 Pensioners in social housing, semis and terraces	0	0.0	0.8	0			
4.N.46 Elderly people in social rented flats	0	0.0	1.0	0			
4.N.47 Low income older people in smaller semis	0	0.0	2.2	0			
4.N.48 Pensioners and singles in social rented flats	0	0.0	1.7	0			
5. Urban Adversity							
5.O Young Hardship							
5.O.49 Young families in low cost private flats	0	0.0	2.2	0			
5.O.50 Struggling younger people in mixed tenure	0	0.0	1.8	0			
5.O.51 Young people in small, low cost terraces	0	0.0	2.3	0			
5.P Struggling Estates							
5.P.52 Poorer families, many children, terraced housing	0	0.0	1.6	0			
5.P.53 Low income terraces	0	0.0	0.8	0			
5.P.54 Multi-ethnic, purpose-built estates	0	0.0	1.0	0			
5.P.55 Deprived and ethnically diverse in flats	0	0.0	0.7	0			
5.P.56 Low income large families in social rented semis	0	0.0	1.6	0			
5.Q Difficult Circumstances							
5.Q.57 Social rented flats, families and single parents	0	0.0	1.5	0			
5.Q.58 Singles and young families, some receiving benefits	0	0.0	1.8	0			
5.Q.59 Deprived areas and high-rise flats	0	0.0	2.0	0			
6. Not Private Households							
6.R Not Private Households							
6.R.60 Active communal population	0	0.0	0.1	0			
6.R.61 Inactive communal population	0	0.0	0.3	0			
6.R.62 Business areas without resident population	0	0	0	0			
Total households	158						

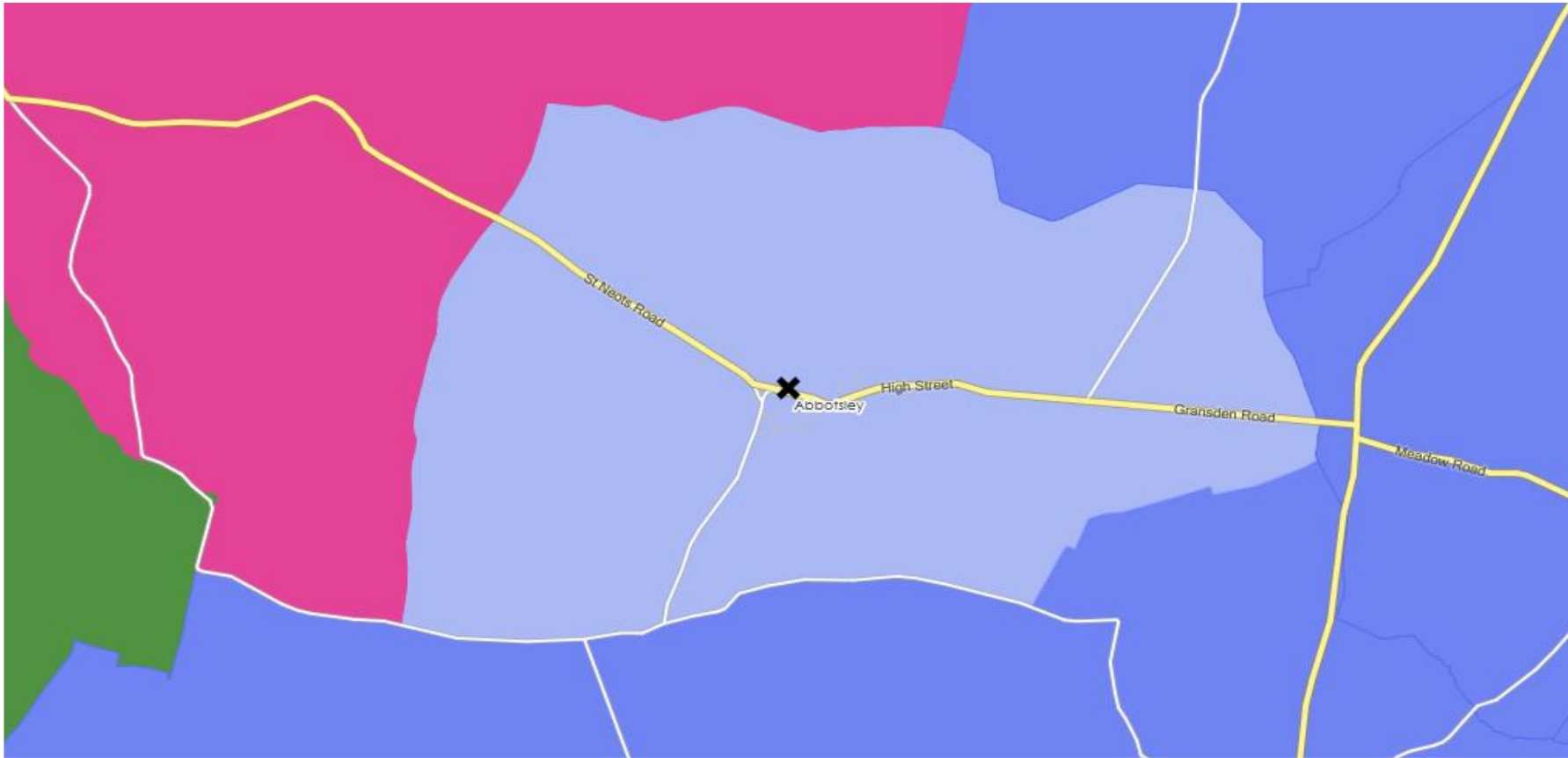
CATEGORY GROUP TYPE **MAP** WHAT IS ACORN?

DOMINANT ACORN GROUP - HOUSEHOLDS

© 2024 CACI Limited and all other applicable third party notices (Acorn) can be found at www.caci.co.uk/copyrightnotices.pdf

Source: OS Open Data 2018

Area: P03634_Eight Bells, Abbotsley, PE19 6UJ (1 Mile contour)



- Dominant Acorn Category
- % Affluent Achievers
- % Rising Prosperity
- % Comfortable Communities
- % Financially Stretched
- % Urban Adversity
- Dominant Acorn Group

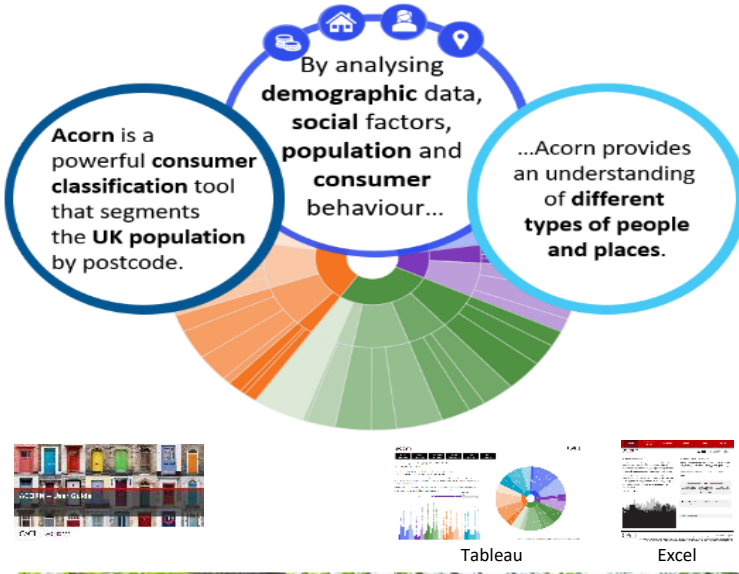
Acorn Groups

- 1.A Lavish Lifestyles
- 1.B Executive Wealth
- 1.C Mature Money
- 2.D City Sophisticates
- 2.E Career Climbers
- 3.F Countryside Communities
- 3.G Successful Suburbs
- 3.H Steady Neighbourhoods
- 3.I Comfortable Seniors
- 3.J Starting Out
- 4.K Student Life
- 4.L Modest Means
- 4.M Striving Families
- 4.N Poorer Pensioners
- 5.O Young Hardship
- 5.P Struggling Estates
- 5.Q Difficult Circumstances
- 6.R Not Private Households

Area boundary

ACORN - WHAT IS IT?

© 2024 CACI Limited and all other applicable third party notices (Acorn) can be found at www.caci.co.uk/copyrightnotices.pdf



6 CATEGORIES 18 GROUPS 62 TYPES

1. Affluent Achievers	A. Lavish Lifestyles	1-3
	B. Executive Wealth	4-9
	C. Mature Money	10-13
2. Rising Prosperity	D. City Sophisticates	14-17
	E. Career Climbers	18-20
	F. Countryside Communities	21-23
3. Comfortable Communities	G. Successful Suburbs	24-26
	H. Steady Neighbourhoods	27-29
	I. Comfortable Seniors	30-31
	J. Starting Out	32-33
4. Financially Stretched	K. Student Life	34-36
	L. Modest Means	37-40
	M. Striving Families	41-44
	N. Poorer Pensioners	45-48
5. Urban Adversity	O. Young Hardship	49-51
	P. Struggling Estates	52-56
	Q. Difficult Circumstances	57-59
6. Not Private Households	R. Not Private Households	60-62

1 Affluent Achievers

Age range: **55+**

Financial situation: Running into debt ↔ Saving a lot

Children at home: **0**

12.1M UK Adults 22.8% of UK

House type: **Detached**

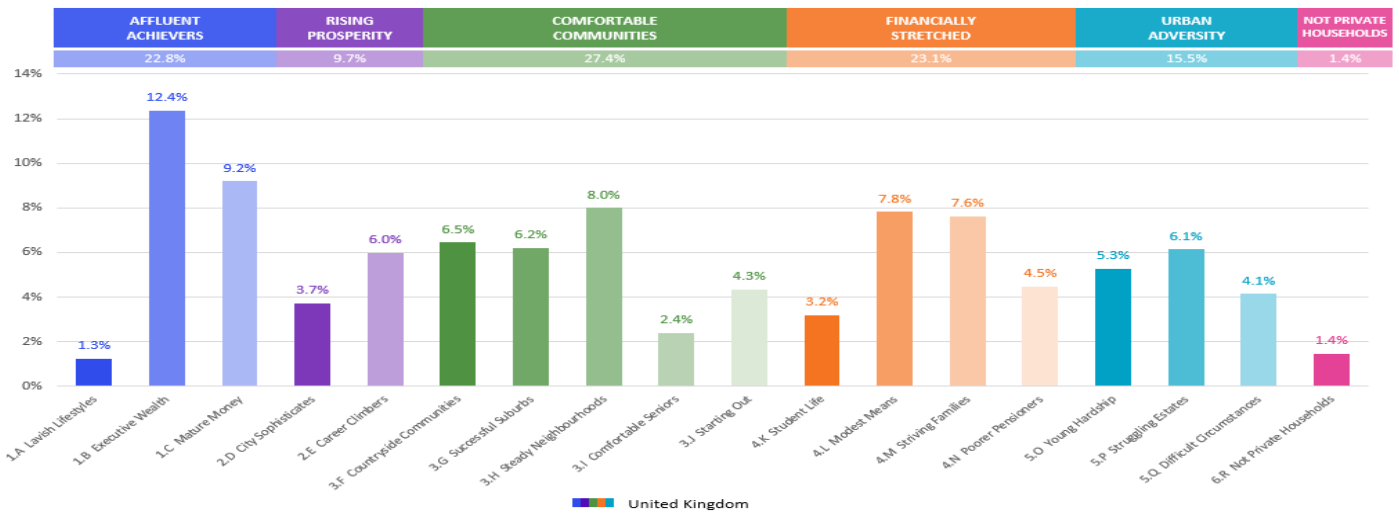
House tenure: **Owned outright**

Number of beds: **4+**

These are some of the most financially successful people in the UK. They live in affluent, high status areas of the country. They are healthy, wealthy and confident consumers.

Acorn Groups within Category 1: Affluent Achievers

- A. Lavish Lifestyles: 6%
- B. Executive Wealth: 54%
- C. Mature Money: 40%



MAP OF AREA

© 2024 CACI Limited and all other applicable third party notices can be found at www.caci.co.uk/copyrightnotices.pdf

Source: OS Open Data 2018

Area: P03634_Eight Bells, Abbotsley, PE19 6UJ (1 Mile contour)

