

CGA LICENCED PREMISES

© 2024 CACI Limited and all other applicable third party notices (CGA) can be found at www.caci.co.uk/copyrightnotices.pdf

Area: P03381_Cherry Gardens, Wigan, WN1 2NT (:
 Base: Great Britain
 Year: 2023

| Licence Type | Profile | Per 1000 Pop (Area) | Per 1000 Pop (Base) | Index | 0 | 100 | 200 |
|------------------|---------|---------------------|---------------------|-------|---|-----|-----|
| Pubs & Full On | 16 | 82.7 | 81.7 | 101 | | | |
| Proprietary Club | 0 | 0.0 | 7.3 | 0 | | | |
| Registered Club | 5 | 25.9 | 28.2 | 92 | | | |
| Restaurant | 2 | 10.3 | 32.1 | 32 | | | |
| Residential | 1 | 5.2 | 2.7 | 193 | | | |

| Name | Description | License Type | Owner Name | Postcode |
|----------------------------|----------------------------|-----------------|----------------------------|----------|
| Royal Oak | Admiral Taverns Ltd | Pubs & Full On | Admiral Taverns Ltd | WN 1 1XL |
| Millstone | Daniel Thwaites plc | Pubs & Full On | Daniel Thwaites plc | WN 1 2LF |
| Wigan Cricket Club | Independent Free | Registered Club | Independent Free | WN 1 1RU |
| Fox & Goose | *Other Small Retail Groups | Pubs & Full On | *Other Small Retail Groups | WN 1 1XR |
| Real Crafty | Independent Free | Pubs & Full On | Independent Free | WN 1 2AD |
| Fat Olive | Independent Free | Restaurant | Independent Free | WN 1 2AD |
| Charles Dickens | Independent Free | Pubs & Full On | Independent Free | WN 1 2AD |
| Number Fifteen | Admiral Taverns Ltd | Pubs & Full On | Admiral Taverns Ltd | WN 1 2AD |
| Brocket Arms | Wetherspoons GB | Pubs & Full On | Wetherspoons GB | WN 1 2DD |
| Cherry Gardens | Admiral Taverns Ltd | Pubs & Full On | Admiral Taverns Ltd | WN 1 2NT |
| Bowling Green | Trust Inns Limited | Pubs & Full On | Trust Inns Limited | WN 1 2LF |
| Swinley Labour Club | Independent Free | Registered Club | Independent Free | WN 1 2LQ |
| Wigan Bowling Club | Independent Free | Registered Club | Independent Free | WN 1 2ND |
| Bel Air Hotel | Independent Free | Residential | Independent Free | WN 1 2NU |
| Wigan Rugby Club | Independent Free | Registered Club | Independent Free | WN 1 2SJ |
| White Lion & Railway | Admiral Taverns Ltd | Pubs & Full On | Admiral Taverns Ltd | WN 1 3UE |
| Wellfield Hotel | Independent Free | Pubs & Full On | Independent Free | WN 6 8NQ |
| Boars Head Hotel | Marston's | Pubs & Full On | Marston's | WN 6 0AD |
| Sacred Heart Parish Centre | Independent Free | Registered Club | Independent Free | WN 6 7AH |
| Springfield Hotel | Unknown | Pubs & Full On | Unknown | WN 6 7BB |
| Basmati | Independent Free | Restaurant | Independent Free | WN 1 2LF |
| Docs Symposium | Independent Free | Pubs & Full On | Independent Free | WN 1 1QJ |
| Blundells Cafe Bar | Independent Free | Pubs & Full On | Independent Free | WN 1 2LF |
| Sherringtons Bar | Independent Free | Pubs & Full On | Independent Free | WN 1 2DU |

MAP OF AREA

© 2024 CACI Limited and all other applicable third party notices (CGA) can be found at www.caci.co.uk/copyrightnotices.pdf

Source: OS Open Data 2018

Area: P03381_Cherry Gardens, Wigan, WN1 2NT (1 Mile contour)
















KEY

- Large pub co's & bars
 - Admiral Taverns Ltd
 - Ei Group
 - Greene King
 - Marston's
 - Mitchells & Butlers
 - Punch Pub Company
 - Stonegate Pub Company
 - Star Pubs & Bars
 - Wetherspoon
 - Whitbread
 - Shepherd Neame
- Small to medium pub co's & bars
- Family Brewers with pubs
- Hotels
- Restaurants
- Leisure
- Independent
- Other
- Site Location
- Boundary

ACORN CATEGORY PROFILE - HOUSEHOLDS

© 2024 CACI Limited and all other applicable third party notices (Acorn) can be found at www.caci.co.uk/copyrightnotices.pdf

Area: P03381_Cherry Gardens, Wigan, WN1 2NT (1 Mile contour)
Base: Great Britain
Year: 2023

| Acorn Category Description | Area Profile | % for Area | % for Base | Index 0 | 100 | 200 |
|---|--------------|------------|------------|---------|---|-----|
|  1 Affluent Achievers | 2,018 | 23.6 | 22.1 | 107 |  | |
|  2 Rising Prosperity | 147 | 1.7 | 10.2 | 17 |  | |
|  3 Comfortable Communities | 2,211 | 25.8 | 26.5 | 97 |  | |
|  4 Financially Stretched | 2,425 | 28.3 | 23.7 | 120 |  | |
|  5 Urban Adversity | 1,712 | 20.0 | 17.2 | 116 |  | |
|  6 Not Private Households | 44 | 0.5 | 0.3 | 149 |  | |
|  Graph | | | | | | |
| Total households | 8,557 | | | | | |

Acorn Category Pen Portrait

4 Financially Stretched 12.2M UK Adults 23.1% of UK

Age range
All ages

Financial situation
Running into debt Saving a lot

Children at home
Mixed

House type
Semi-detached or terraced

House tenure
Social renting

Number of beds
1-3

This category contains a mix of traditional areas of Britain, including social housing developments specifically for the elderly. It also includes student term-time areas.

Acorn Groups within Category 4: Financially Stretched

- K Student Life 13%
- L Modest Means 34%
- M Striving Families 34%
- N Poorer Pensioners 20%

ACORN GROUP PROFILE - HOUSEHOLDS

© 2024 CACI Limited and all other applicable third party notices (Acorn) can be found at www.caci.co.uk/copyrightnotices.pdf

Area: P03381_Cherry Gardens, Wigan, WN1 2NT (1 Mile contour)
Base: Great Britain
Year: 2023

| Acorn Group Description | Area Profile | % for Area | % for Base | Index | 0 | 100 | 200 |
|-----------------------------------|--------------|------------|------------|-------|---|-----|-----|
| 1. Affluent Achievers | | | | | | | |
| 1.A Lavish Lifestyles | 21 | 0.2 | 1.1 | 22 | | | |
| 1.B Executive Wealth | 763 | 8.9 | 11.3 | 79 | | | |
| 1.C Mature Money | 1,234 | 14.4 | 9.6 | 149 | | | |
| 2. Rising Prosperity | | | | | | | |
| 2.D City Sophisticates | 0 | 0.0 | 3.8 | 0 | | | |
| 2.E Career Climbers | 147 | 1.7 | 6.4 | 27 | | | |
| 3. Comfortable Communities | | | | | | | |
| 3.F Countryside Communities | 24 | 0.3 | 5.7 | 5 | | | |
| 3.G Successful Suburbs | 250 | 2.9 | 6.0 | 49 | | | |
| 3.H Steady Neighbourhoods | 1,407 | 16.4 | 7.4 | 222 | | | |
| 3.I Comfortable Seniors | 213 | 2.5 | 2.9 | 87 | | | |
| 3.J Starting Out | 317 | 3.7 | 4.6 | 81 | | | |
| 4. Financially Stretched | | | | | | | |
| 4.K Student Life | 0 | 0.0 | 2.5 | 0 | | | |
| 4.L Modest Means | 1,726 | 20.2 | 8.0 | 253 | | | |
| 4.M Striving Families | 204 | 2.4 | 7.4 | 32 | | | |
| 4.N Poorer Pensioners | 495 | 5.8 | 5.8 | 100 | | | |
| 5. Urban Adversity | | | | | | | |
| 5.O Young Hardship | 1,198 | 14.0 | 6.3 | 224 | | | |
| 5.P Struggling Estates | 413 | 4.8 | 5.7 | 85 | | | |
| 5.Q Difficult Circumstances | 101 | 1.2 | 5.2 | 23 | | | |
| 6. Not Private Households | | | | | | | |
| 6.R Not Private Households | 44 | 0.5 | 0.3 | 149 | | | |
| Total households | 8,557 | | | | | | |

Acorn Group Pen Portrait

4 L Modest Means **4.1M** UK Adults **7.7%** of UK

Younger families in smaller homes with below average incomes. Those located in London have a significantly lower level of disposable income when compared to this group across the rest of the country.

CORE DEMOGRAPHICS



- Age range: **25-44**
- Children at home: **3+**
- House tenure: **Privately renting**
- Family structure: **Single parent**
- Number of beds: **3**
- House type: **Terraced**

FINANCIAL PROFILE

- Household income: UK **£35k**, London **£42k**
Average: £10k / Average: £16k
- % Disposable income: UK **45%**, London **32%**
Average: 43% / Average: 28%
- Financial situation: **Running into debts** to **Saving a lot**

BRANDS

SHOPPING: **The Works**, **M&Co**, **Range**, **NEW LOOK**

LEISURE: **Hampton**, **KFC**, **Frankie & Benny's**, **GREGGS**

WEBSITES: **ebay**, **sky**, **Argos**, **LAD BIBLE**

DIGITAL

ATTITUDES

- I worry about online security: **58%** (UK average: 58%)
- Shopping online makes my life easier: **61%** (UK average: 62%)
- I love the ease of using chat bots to get answers: **32%** (UK average: 28%)

TOP BEHAVIOURS

- Moderate internet usage**
- Uploads original content on social media**
- TV catch up via ITV hub**



| | | | | |
|----------|-------|------|-----|----------------|
| CATEGORY | GROUP | TYPE | MAP | WHAT IS ACORN? |
|----------|-------|------|-----|----------------|

ACORN TYPE PROFILE - HOUSEHOLDS

© 2024 CACI Limited and all other applicable third party notices (Acorn) can be found at www.caci.co.uk/copyrightnotices.pdf

Area: P03381_Cherry Gardens, Wigan, WN1 2NT (1 Mile contour)
 Base: Great Britain
 Year: 2023

Sort by: Acorn Structure
 Index
 Profile %

| Acorn Type Description | Area Profile | % for Area | % for Base | Index | 0 | 100 | 200 |
|--|--------------|------------|------------|-------|---|-----|-----|
| 1. Affluent Achievers | | | | | | | |
| 1.A Lavish Lifestyles | | | | | | | |
| 1.A.1 Exclusive enclaves | 0 | 0.0 | 0.1 | 0 | | | |
| 1.A.2 Metropolitan money | 0 | 0.0 | 0.1 | 0 | | | |
| 1.A.3 Large house luxury | 21 | 0.2 | 0.9 | 29 | | | |
| 1.B Executive Wealth | | | | | | | |
| 1.B.4 Asset rich families | 300 | 3.5 | 2.6 | 133 | | | |
| 1.B.5 Wealthy countryside commuters | 48 | 0.6 | 2.5 | 23 | | | |
| 1.B.6 Financially comfortable families | 127 | 1.5 | 2.2 | 67 | | | |
| 1.B.7 Affluent professionals | 0 | 0.0 | 0.9 | 0 | | | |
| 1.B.8 Prosperous suburban families | 142 | 1.7 | 1.5 | 108 | | | |
| 1.B.9 Well-off edge of towners | 146 | 1.7 | 1.6 | 106 | | | |
| 1.C Mature Money | | | | | | | |
| 1.C.10 Better-off villagers | 178 | 2.1 | 3.1 | 68 | | | |
| 1.C.11 Settled suburbia, older people | 881 | 10.3 | 2.8 | 365 | | | |
| 1.C.12 Retired and empty nesters | 20 | 0.2 | 2.5 | 9 | | | |
| 1.C.13 Upmarket downsizers | 155 | 1.8 | 1.3 | 140 | | | |
| 2. Rising Prosperity | | | | | | | |
| 2.D City Sophisticates | | | | | | | |
| 2.D.14 Townhouse cosmopolitans | 0 | 0.0 | 0.7 | 0 | | | |
| 2.D.15 Younger professionals in smaller flats | 0 | 0.0 | 1.5 | 0 | | | |
| 2.D.16 Metropolitan professionals | 0 | 0.0 | 0.7 | 0 | | | |
| 2.D.17 Socialising young renters | 0 | 0.0 | 1.0 | 0 | | | |
| 2.E Career Climbers | | | | | | | |
| 2.E.18 Career driven young families | 19 | 0.2 | 2.0 | 11 | | | |
| 2.E.19 First time buyers in small, modern homes | 128 | 1.5 | 3.4 | 44 | | | |
| 2.E.20 Mixed metropolitan areas | 0 | 0.0 | 1.0 | 0 | | | |
| 3. Comfortable Communities | | | | | | | |
| 3.F Countryside Communities | | | | | | | |
| 3.F.21 Farms and cottages | 0 | 0.0 | 1.5 | 0 | | | |
| 3.F.22 Older couples and families in rural areas | 0 | 0.0 | 1.0 | 0 | | | |
| 3.F.23 Owner occupiers in small towns and villages | 24 | 0.3 | 3.2 | 9 | | | |
| 3.G Successful Suburbs | | | | | | | |
| 3.G.24 Comfortably-off families in modern housing | 192 | 2.2 | 2.7 | 83 | | | |
| 3.G.25 Larger family homes, multi-ethnic areas | 0 | 0.0 | 0.8 | 0 | | | |
| 3.G.26 Semi-professional families, owner occupied neighbourhoods | 58 | 0.7 | 2.4 | 28 | | | |
| 3.H Steady Neighbourhoods | | | | | | | |
| 3.H.27 Suburban semis, conventional attitudes | 1,299 | 15.2 | 3.5 | 438 | | | |
| 3.H.28 Owner occupied terraces, average income | 19 | 0.2 | 1.6 | 14 | | | |
| 3.H.29 Established suburbs, older families | 89 | 1.0 | 2.3 | 44 | | | |
| 3.I Comfortable Seniors | | | | | | | |
| 3.I.30 Older people, neat and tidy neighbourhoods | 213 | 2.5 | 2.4 | 105 | | | |
| 3.I.31 Elderly singles in purpose-built accommodation | 0 | 0.0 | 0.5 | 0 | | | |
| 3.J Starting Out | | | | | | | |
| 3.J.32 Educated families in terraces, young children | 175 | 2.0 | 2.2 | 95 | | | |
| 3.J.33 Smaller houses and starter homes | 142 | 1.7 | 2.4 | 69 | | | |
| 4. Financially Stretched | | | | | | | |
| 4.K Student Life | | | | | | | |
| 4.K.34 Student flats and halls of residence | 0 | 0.0 | 0.3 | 0 | | | |
| 4.K.35 Term-time terraces | 0 | 0.0 | 0.2 | 0 | | | |
| 4.K.36 Educated young people in flats and tenements | 0 | 0.0 | 1.9 | 0 | | | |
| 4.L Modest Means | | | | | | | |
| 4.L.37 Low cost flats in suburban areas | 226 | 2.6 | 1.4 | 183 | | | |
| 4.L.38 Semi-skilled workers in traditional neighbourhoods | 478 | 5.6 | 2.6 | 212 | | | |
| 4.L.39 Fading owner occupied terraces | 1,022 | 11.9 | 2.9 | 409 | | | |
| 4.L.40 High occupancy terraces, culturally diverse family areas | 0 | 0.0 | 1.0 | 0 | | | |
| 4.M Striving Families | | | | | | | |
| 4.M.41 Labouring semi-rural estates | 12 | 0.1 | 1.6 | 9 | | | |
| 4.M.42 Struggling young families in post-war terraces | 23 | 0.3 | 1.6 | 16 | | | |
| 4.M.43 Families in right-to-buy estates | 75 | 0.9 | 2.0 | 43 | | | |
| 4.M.44 Post-war estates, limited means | 94 | 1.1 | 2.2 | 50 | | | |
| 4.N Poorer Pensioners | | | | | | | |
| 4.N.45 Pensioners in social housing, semis and terraces | 61 | 0.7 | 0.8 | 91 | | | |
| 4.N.46 Elderly people in social rented flats | 46 | 0.5 | 1.0 | 52 | | | |
| 4.N.47 Low income older people in smaller semis | 348 | 4.1 | 2.2 | 182 | | | |
| 4.N.48 Pensioners and singles in social rented flats | 40 | 0.5 | 1.7 | 27 | | | |
| 5. Urban Adversity | | | | | | | |
| 5.O Young Hardship | | | | | | | |
| 5.O.49 Young families in low cost private flats | 360 | 4.2 | 2.2 | 192 | | | |
| 5.O.50 Struggling younger people in mixed tenure | 280 | 3.3 | 1.8 | 182 | | | |
| 5.O.51 Young people in small, low cost terraces | 558 | 6.5 | 2.3 | 288 | | | |
| 5.P Struggling Estates | | | | | | | |
| 5.P.52 Poorer families, many children, terraced housing | 137 | 1.6 | 1.6 | 102 | | | |
| 5.P.53 Low income terraces | 0 | 0.0 | 0.8 | 0 | | | |
| 5.P.54 Multi-ethnic, purpose-built estates | 0 | 0.0 | 1.0 | 0 | | | |
| 5.P.55 Deprived and ethnically diverse in flats | 0 | 0.0 | 0.7 | 0 | | | |
| 5.P.56 Low income large families in social rented semis | 276 | 3.2 | 1.6 | 202 | | | |
| 5.Q Difficult Circumstances | | | | | | | |
| 5.Q.57 Social rented flats, families and single parents | 0 | 0.0 | 1.5 | 0 | | | |
| 5.Q.58 Singles and young families, some receiving benefits | 62 | 0.7 | 1.8 | 41 | | | |
| 5.Q.59 Deprived areas and high-rise flats | 39 | 0.5 | 2.0 | 23 | | | |
| 6. Not Private Households | | | | | | | |
| 6.R Not Private Households | | | | | | | |
| 6.R.60 Active communal population | 0 | 0.0 | 0.1 | 0 | | | |
| 6.R.61 Inactive communal population | 44 | 0.5 | 0.3 | 181 | | | |
| 6.R.62 Business areas without resident population | 0 | 0 | 0 | 0 | | | |
| Total households | 8,557 | | | | | | |

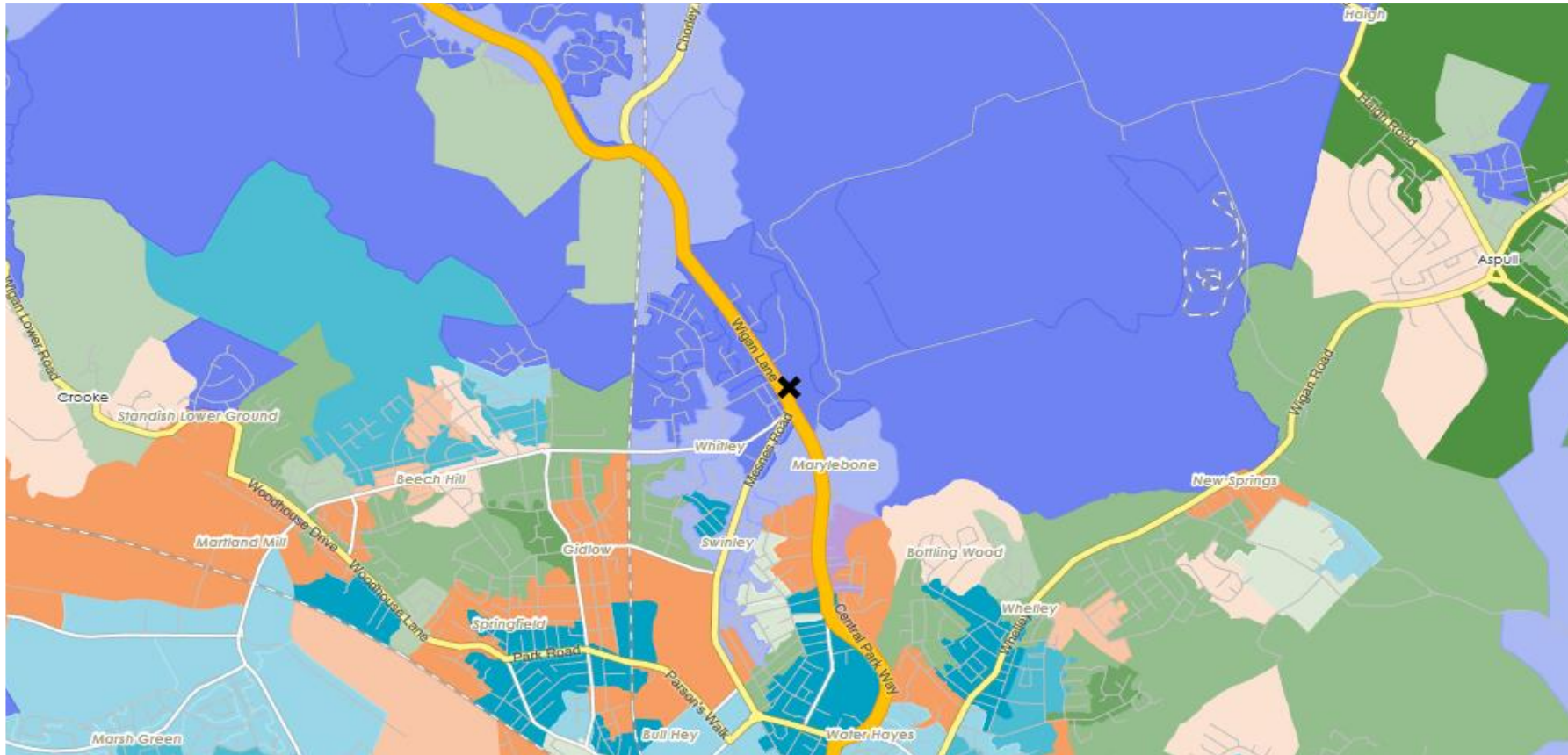
CATEGORY GROUP TYPE **MAP** WHAT IS ACORN?

DOMINANT ACORN GROUP - HOUSEHOLDS

© 2024 CACI Limited and all other applicable third party notices (Acorn) can be found at www.caci.co.uk/copyrightnotices.pdf

Source: OS Open Data 2018

Area: P03381_Cherry Gardens, Wigan, WN1 2NT (1 Mile contour)



- Dominant Acorn Category
- % Affluent Achievers
- % Rising Prosperity
- % Comfortable Communities
- % Financially Stretched
- % Urban Adversity
- Dominant Acorn Group

- Acorn Groups**
- 1.A Lavish Lifestyles
 - 1.B Executive Wealth
 - 1.C Mature Money
 - 2.D City Sophisticates
 - 2.E Career Climbers
 - 3.F Countryside Communities
 - 3.G Successful Suburbs
 - 3.H Steady Neighbourhoods
 - 3.I Comfortable Seniors
 - 3.J Starting Out
 - 4.K Student Life
 - 4.L Modest Means
 - 4.M Striving Families
 - 4.N Poorer Pensioners
 - 5.O Young Hardship
 - 5.P Struggling Estates
 - 5.Q Difficult Circumstances
 - 6.R Not Private Households

Area boundary

ACORN - WHAT IS IT?

© 2024 CACI Limited and all other applicable third party notices (Acorn) can be found at www.caci.co.uk/copyrightnotices.pdf



6 CATEGORIES 18 GROUPS 62 TYPES

| | | |
|----------------------------|----------------------------|-------|
| 1. Affluent Achievers | A. Lavish Lifestyles | 1-3 |
| | B. Executive Wealth | 4-9 |
| | C. Mature Money | 10-13 |
| 2. Rising Prosperity | D. City Sophisticates | 14-17 |
| | E. Career Climbers | 18-20 |
| 3. Comfortable Communities | F. Countryside Communities | 21-23 |
| | G. Successful Suburbs | 24-26 |
| | H. Steady Neighbourhoods | 27-29 |
| | I. Comfortable Seniors | 30-31 |
| | J. Starting Out | 32-33 |
| 4. Financially Stretched | K. Student Life | 34-36 |
| | L. Modest Means | 37-40 |
| | M. Striving Families | 41-44 |
| | N. Poorer Pensioners | 45-48 |
| 5. Urban Adversity | O. Young Hardship | 49-51 |
| | P. Struggling Estates | 52-56 |
| | Q. Difficult Circumstances | 57-59 |
| 6. Not Private Households | R. Not Private Households | 60-62 |

1 Affluent Achievers

Age range: **55+**

Financial situation: Running into debt ↔ Saving a lot

Children at home: **0**

House type: **Detached**

House tenure: **Owned outright**

Number of beds: **4+**

These are some of the most financially successful people in the UK. They live in affluent, high status areas of the country. They are healthy, wealthy and confident consumers.

Acorn Groups within Category 1: Affluent Achievers

- A. Lavish Lifestyles: 6%
- B. Executive Wealth: 54%
- C. Mature Money: 40%



MAP OF AREA

© 2024 CACI Limited and all other applicable third party notices can be found at www.caci.co.uk/copyrightnotices.pdf

Source: OS Open Data 2018

Area: P03381_Cherry Gardens, Wigan, WN1 2NT (1 Mile contour)

