

CGA LICENCED PREMISES

© 2024 CACI Limited and all other applicable third party notices (CGA) can be found at www.caci.co.uk/copyrightnotices.pdf

Area: P04508_Hare & Hounds, Grange Over Sands
 Base: Great Britain
 Year: 2023

| Licence Type | Profile | Per 1000 Pop (Area) | Per 1000 Pop (Base) | Index | 0 | 100 | 200 |
|------------------|---------|---------------------|---------------------|-------|---|-----|-----|
| Pubs & Full On | 2 | 0.0 | 81.7 | 0 | | | |
| Proprietary Club | 0 | 0.0 | 7.3 | 0 | | | |
| Registered Club | 0 | 0.0 | 28.2 | 0 | | | |
| Restaurant | 0 | 0.0 | 32.1 | 0 | | | |
| Residential | 0 | 0.0 | 2.7 | 0 | | | |

| Name | Description | License Type | Owner Name | Postcode |
|---------------|---------------------|----------------|---------------------|----------|
| Hare & Hounds | Admiral Taverns Ltd | Pubs & Full On | Admiral Taverns Ltd | LA11 6NN |
| Masons Arms | Robinsons | Pubs & Full On | Robinsons | LA11 6NW |

MAP OF AREA

© 2024 CACI Limited and all other applicable third party notices (CGA) can be found at www.caci.co.uk/copyrightnotices.pdf

Source: OS Open Data 2018

Area: P04508_Hare & Hounds, Grange Over Sands, LA11 6NN (1 Mile contour)
















KEY

- Large pub co's & bars**
- Admiral Taverns Ltd
- Ei Group
- Greene King
- Marston's
- Mitchells & Butlers
- Punch Pub Company
- Stonegate Pub Company
- Star Pubs & Bars
- Wetherspoon
- Whitbread
- Shepherd Neame
- Small to medium pub co's & bars**
- Family Brewers with pubs
- ✕ Hotels
- ★ Restaurants
- ↑ Leisure
- Independent
- ◆ Other
- ✕ Site Location
- Boundary

ACORN CATEGORY PROFILE - HOUSEHOLDS

© 2024 CACI Limited and all other applicable third party notices (Acorn) can be found at www.caci.co.uk/copyrightnotices.pdf

Area: P04508_Hare & Hounds, Grange Over Sands, LA11 6NN (1 Mile contour)
Base: Great Britain
Year: 2023

| Acorn Category Description | Area Profile | % for Area | % for Base | Index 0 | 100 | 200 |
|---|--------------|------------|------------|---------|---|-----|
|  1 Affluent Achievers | 0 | 0.0 | 22.1 | 0 |  | |
|  2 Rising Prosperity | 0 | 0.0 | 10.2 | 0 |  | |
|  3 Comfortable Communities | 0 | 0.0 | 26.5 | 0 |  | |
|  4 Financially Stretched | 0 | 0.0 | 23.7 | 0 |  | |
|  5 Urban Adversity | 0 | 0.0 | 17.2 | 0 |  | |
|  6 Not Private Households | 0 | 0.0 | 0.3 | 0 |  | |
|  Graph | | | | | | |
| Total households | 0 | | | | | |

Acorn Category Pen Portrait

1 Affluent Achievers

Age range

55+

House type

Detached

UK Adults

12.1M

of UK

22.8%

Financial situation

Running into debt Saving a lot

House tenure

Owned outright

Children at home

0


Number of beds

4+

These are some of the most financially successful people in the UK. They live in affluent, high status areas of the country. They are healthy, wealthy and confident consumers.

Acorn Groups within Category 1: Affluent Achievers

- A. Lavish Lifestyles 6%
- B. Executive Wealth 54%
- C. Mature Money 40%



ACORN GROUP PROFILE - HOUSEHOLDS

© 2024 CACI Limited and all other applicable third party notices (Acorn) can be found at www.caci.co.uk/copyrightnotices.pdf

Area: P04508_Hare & Hounds, Grange Over Sands, LA11 6NN (1 Mile contour)
Base: Great Britain
Year: 2023

| Acorn Group Description | Area Profile | % for Area | % for Base | Index 0 | 100 | 200 |
|-----------------------------------|--------------|------------|------------|---------|-----|-----|
| 1. Affluent Achievers | | | | | | |
| 1.A Lavish Lifestyles | 0 | 0.0 | 1.1 | 0 | | |
| 1.B Executive Wealth | 0 | 0.0 | 11.3 | 0 | | |
| 1.C Mature Money | 0 | 0.0 | 9.6 | 0 | | |
| 2. Rising Prosperity | | | | | | |
| 2.D City Sophisticates | 0 | 0.0 | 3.8 | 0 | | |
| 2.E Career Climbers | 0 | 0.0 | 6.4 | 0 | | |
| 3. Comfortable Communities | | | | | | |
| 3.F Countryside Communities | 0 | 0.0 | 5.7 | 0 | | |
| 3.G Successful Suburbs | 0 | 0.0 | 6.0 | 0 | | |
| 3.H Steady Neighbourhoods | 0 | 0.0 | 7.4 | 0 | | |
| 3.I Comfortable Seniors | 0 | 0.0 | 2.9 | 0 | | |
| 3.J Starting Out | 0 | 0.0 | 4.6 | 0 | | |
| 4. Financially Stretched | | | | | | |
| 4.K Student Life | 0 | 0.0 | 2.5 | 0 | | |
| 4.L Modest Means | 0 | 0.0 | 8.0 | 0 | | |
| 4.M Striving Families | 0 | 0.0 | 7.4 | 0 | | |
| 4.N Poorer Pensioners | 0 | 0.0 | 5.8 | 0 | | |
| 5. Urban Adversity | | | | | | |
| 5.O Young Hardship | 0 | 0.0 | 6.3 | 0 | | |
| 5.P Struggling Estates | 0 | 0.0 | 5.7 | 0 | | |
| 5.Q Difficult Circumstances | 0 | 0.0 | 5.2 | 0 | | |
| 6. Not Private Households | | | | | | |
| 6.R Not Private Households | 0 | 0.0 | 0.3 | 0 | | |
| Total households | 0 | | | | | |

Acorn Group Pen Portrait

1
A
Lavish Lifestyles

0.7M
UK Adults
 1.3%
of UK

The most affluent people in the UK who live comfortable lifestyles with few financial concerns. These individuals are typically empty nesters, who live in large detached homes that they own outright and which are often worth millions.

Age range
45-74

Children at home
0

House tenure
Owned outright

Family structure
Couple

Number of beds
4+

House type
Detached

BRANDS

SHOPPING: BOSS, HARVEY NICHOLS, APPLE, ANTHROPOLOGIE

LEISURE: dupleford, SEARCY'S, GAUCHO, HAWKSMOOR

WEBSITES: rightmove, BBC NEWS, THE MAIL ON SUNDAY

DIGITAL AND TECH

ATTITUDES

- I worry about online security: **60%** (UK average: 59%)
- Shopping online makes my life easier: **62%** (UK average: 62%)
- I love the ease of using chat bots to get answers: **28%** (UK average: 28%)

TOP BEHAVIOURS

- Highest online shopping expenditure
- Book a holiday online
- Visit LinkedIn

FINANCIAL PROFILE

| | | |
|---|--|-------------------------|
| Household income UK: £74k London: £77k <small>Average: £40k Average: £46k</small> | % Disposable income UK: 46% London: 41% <small>Average: 43% Average: 29%</small> | Financial situation |
|---|--|-------------------------|

Legend: A, B, C, D, E, F, G, H, I, J, K, L, M, N, O, P, Q, R

| | | | | |
|----------|-------|------|-----|----------------|
| CATEGORY | GROUP | TYPE | MAP | WHAT IS ACORN? |
|----------|-------|------|-----|----------------|

ACORN TYPE PROFILE - HOUSEHOLDS

© 2024 CACI Limited and all other applicable third party notices (Acorn) can be found at www.caci.co.uk/copyrightnotices.pdf

Area: P04508_Hare & Hounds, Grange Over Sands, LA11 6NN (1 Mile contour)
 Base: Great Britain
 Year: 2023

Sort by: Corn Structure
 Index
 Profile %

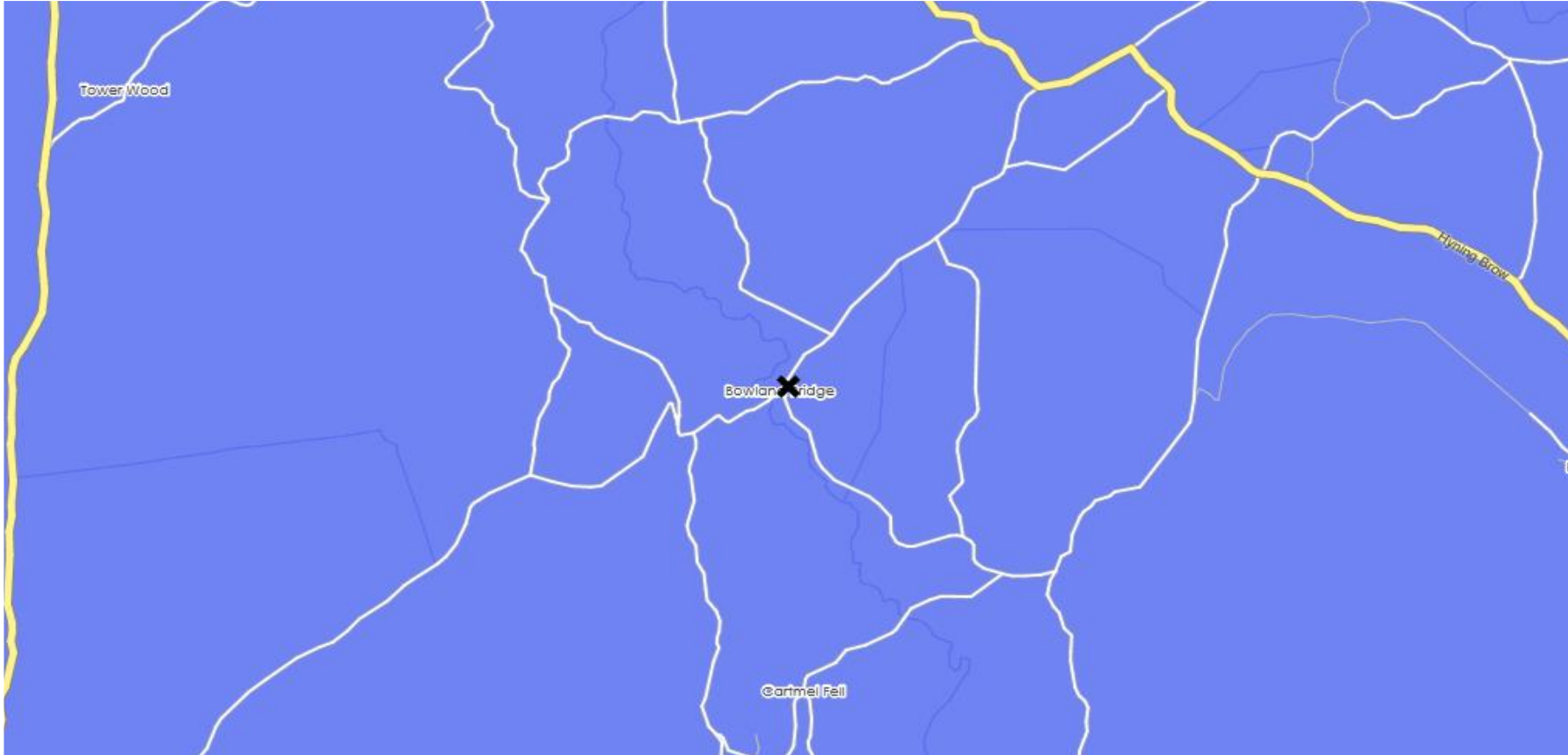
| Acorn Type Description | Area Profile | % for Area | % for Base | Index | 0 | 100 | 200 |
|--|--------------|------------|------------|-------|---|-----|-----|
| 1. Affluent Achievers | | | | | | | |
| 1.A Lavish Lifestyles | | | | | | | |
| 1.A.1 Exclusive enclaves | 0 | 0.0 | 0.1 | 0 | | | |
| 1.A.2 Metropolitan money | 0 | 0.0 | 0.1 | 0 | | | |
| 1.A.3 Large house luxury | 0 | 0.0 | 0.9 | 0 | | | |
| 1.B Executive Wealth | | | | | | | |
| 1.B.4 Asset rich families | 0 | 0.0 | 2.6 | 0 | | | |
| 1.B.5 Wealthy countryside commuters | 0 | 0.0 | 2.5 | 0 | | | |
| 1.B.6 Financially comfortable families | 0 | 0.0 | 2.2 | 0 | | | |
| 1.B.7 Affluent professionals | 0 | 0.0 | 0.9 | 0 | | | |
| 1.B.8 Prosperous suburban families | 0 | 0.0 | 1.5 | 0 | | | |
| 1.B.9 Well-off edge of towners | 0 | 0.0 | 1.6 | 0 | | | |
| 1.C Mature Money | | | | | | | |
| 1.C.10 Better-off villagers | 0 | 0.0 | 3.1 | 0 | | | |
| 1.C.11 Settled suburbia, older people | 0 | 0.0 | 2.8 | 0 | | | |
| 1.C.12 Retired and empty nesters | 0 | 0.0 | 2.5 | 0 | | | |
| 1.C.13 Upmarket downsizers | 0 | 0.0 | 1.3 | 0 | | | |
| 2. Rising Prosperity | | | | | | | |
| 2.D City Sophisticates | | | | | | | |
| 2.D.14 Townhouse cosmopolitans | 0 | 0.0 | 0.7 | 0 | | | |
| 2.D.15 Younger professionals in smaller flats | 0 | 0.0 | 1.5 | 0 | | | |
| 2.D.16 Metropolitan professionals | 0 | 0.0 | 0.7 | 0 | | | |
| 2.D.17 Socialising young renters | 0 | 0.0 | 1.0 | 0 | | | |
| 2.E Career Climbers | | | | | | | |
| 2.E.18 Career driven young families | 0 | 0.0 | 2.0 | 0 | | | |
| 2.E.19 First time buyers in small, modern homes | 0 | 0.0 | 3.4 | 0 | | | |
| 2.E.20 Mixed metropolitan areas | 0 | 0.0 | 1.0 | 0 | | | |
| 3. Comfortable Communities | | | | | | | |
| 3.F Countryside Communities | | | | | | | |
| 3.F.21 Farms and cottages | 0 | 0.0 | 1.5 | 0 | | | |
| 3.F.22 Older couples and families in rural areas | 0 | 0.0 | 1.0 | 0 | | | |
| 3.F.23 Owner occupiers in small towns and villages | 0 | 0.0 | 3.2 | 0 | | | |
| 3.G Successful Suburbs | | | | | | | |
| 3.G.24 Comfortably-off families in modern housing | 0 | 0.0 | 2.7 | 0 | | | |
| 3.G.25 Larger family homes, multi-ethnic areas | 0 | 0.0 | 0.8 | 0 | | | |
| 3.G.26 Semi-professional families, owner occupied neighbourhoods | 0 | 0.0 | 2.4 | 0 | | | |
| 3.H Steady Neighbourhoods | | | | | | | |
| 3.H.27 Suburban semis, conventional attitudes | 0 | 0.0 | 3.5 | 0 | | | |
| 3.H.28 Owner occupied terraces, average income | 0 | 0.0 | 1.6 | 0 | | | |
| 3.H.29 Established suburbs, older families | 0 | 0.0 | 2.3 | 0 | | | |
| 3.I Comfortable Seniors | | | | | | | |
| 3.I.30 Older people, neat and tidy neighbourhoods | 0 | 0.0 | 2.4 | 0 | | | |
| 3.I.31 Elderly singles in purpose-built accommodation | 0 | 0.0 | 0.5 | 0 | | | |
| 3.J Starting Out | | | | | | | |
| 3.J.32 Educated families in terraces, young children | 0 | 0.0 | 2.2 | 0 | | | |
| 3.J.33 Smaller houses and starter homes | 0 | 0.0 | 2.4 | 0 | | | |
| 4. Financially Stretched | | | | | | | |
| 4.K Student Life | | | | | | | |
| 4.K.34 Student flats and halls of residence | 0 | 0.0 | 0.3 | 0 | | | |
| 4.K.35 Term-time terraces | 0 | 0.0 | 0.2 | 0 | | | |
| 4.K.36 Educated young people in flats and tenements | 0 | 0.0 | 1.9 | 0 | | | |
| 4.L Modest Means | | | | | | | |
| 4.L.37 Low cost flats in suburban areas | 0 | 0.0 | 1.4 | 0 | | | |
| 4.L.38 Semi-skilled workers in traditional neighbourhoods | 0 | 0.0 | 2.6 | 0 | | | |
| 4.L.39 Fading owner occupied terraces | 0 | 0.0 | 2.9 | 0 | | | |
| 4.L.40 High occupancy terraces, culturally diverse family areas | 0 | 0.0 | 1.0 | 0 | | | |
| 4.M Striving Families | | | | | | | |
| 4.M.41 Labouring semi-rural estates | 0 | 0.0 | 1.6 | 0 | | | |
| 4.M.42 Struggling young families in post-war terraces | 0 | 0.0 | 1.6 | 0 | | | |
| 4.M.43 Families in right-to-buy estates | 0 | 0.0 | 2.0 | 0 | | | |
| 4.M.44 Post-war estates, limited means | 0 | 0.0 | 2.2 | 0 | | | |
| 4.N Poorer Pensioners | | | | | | | |
| 4.N.45 Pensioners in social housing, semis and terraces | 0 | 0.0 | 0.8 | 0 | | | |
| 4.N.46 Elderly people in social rented flats | 0 | 0.0 | 1.0 | 0 | | | |
| 4.N.47 Low income older people in smaller semis | 0 | 0.0 | 2.2 | 0 | | | |
| 4.N.48 Pensioners and singles in social rented flats | 0 | 0.0 | 1.7 | 0 | | | |
| 5. Urban Adversity | | | | | | | |
| 5.O Young Hardship | | | | | | | |
| 5.O.49 Young families in low cost private flats | 0 | 0.0 | 2.2 | 0 | | | |
| 5.O.50 Struggling younger people in mixed tenure | 0 | 0.0 | 1.8 | 0 | | | |
| 5.O.51 Young people in small, low cost terraces | 0 | 0.0 | 2.3 | 0 | | | |
| 5.P Struggling Estates | | | | | | | |
| 5.P.52 Poorer families, many children, terraced housing | 0 | 0.0 | 1.6 | 0 | | | |
| 5.P.53 Low income terraces | 0 | 0.0 | 0.8 | 0 | | | |
| 5.P.54 Multi-ethnic, purpose-built estates | 0 | 0.0 | 1.0 | 0 | | | |
| 5.P.55 Deprived and ethnically diverse in flats | 0 | 0.0 | 0.7 | 0 | | | |
| 5.P.56 Low income large families in social rented semis | 0 | 0.0 | 1.6 | 0 | | | |
| 5.Q Difficult Circumstances | | | | | | | |
| 5.Q.57 Social rented flats, families and single parents | 0 | 0.0 | 1.5 | 0 | | | |
| 5.Q.58 Singles and young families, some receiving benefits | 0 | 0.0 | 1.8 | 0 | | | |
| 5.Q.59 Deprived areas and high-rise flats | 0 | 0.0 | 2.0 | 0 | | | |
| 6. Not Private Households | | | | | | | |
| 6.R Not Private Households | | | | | | | |
| 6.R.60 Active communal population | 0 | 0.0 | 0.1 | 0 | | | |
| 6.R.61 Inactive communal population | 0 | 0.0 | 0.3 | 0 | | | |
| 6.R.62 Business areas without resident population | 0 | 0 | 0 | 0 | | | |
| Total households | 0 | | | | | | |

DOMINANT ACORN GROUP - HOUSEHOLDS

© 2024 CACI Limited and all other applicable third party notices (Acorn) can be found at www.caci.co.uk/copyrightnotices.pdf

Source: OS Open Data 2018

Area: P04508_Hare & Hounds, Grange Over Sands, LA11 6NN (1 Mile contour)



- Dominant Acorn Category
- % Affluent Achievers
- % Rising Prosperity
- % Comfortable Communities
- % Financially Stretched
- % Urban Adversity
- Dominant Acorn Group

Acorn Groups

- 1.A Lavish Lifestyles
- 1.B Executive Wealth
- 1.C Mature Money
- 2.D City Sophisticates
- 2.E Career Climbers
- 3.F Countryside Communities
- 3.G Successful Suburbs
- 3.H Steady Neighbourhoods
- 3.I Comfortable Seniors
- 3.J Starting Out
- 4.K Student Life
- 4.L Modest Means
- 4.M Striving Families
- 4.N Poorer Pensioners
- 5.O Young Hardship
- 5.P Struggling Estates
- 5.Q Difficult Circumstances
- 6.R Not Private Households

Area boundary

ACORN - WHAT IS IT?

© 2024 CACI Limited and all other applicable third party notices (Acorn) can be found at www.caci.co.uk/copyrightnotices.pdf



6 CATEGORIES 18 GROUPS 62 TYPES

| | | |
|----------------------------|----------------------------|-------|
| 1. Affluent Achievers | A. Lavish Lifestyles | 1-3 |
| | B. Executive Wealth | 4-9 |
| | C. Mature Money | 10-13 |
| 2. Rising Prosperity | D. City Sophisticates | 14-17 |
| | E. Career Climbers | 18-20 |
| | F. Countryside Communities | 21-23 |
| | G. Successful Suburbs | 24-26 |
| | H. Steady Neighbourhoods | 27-29 |
| | I. Comfortable Seniors | 30-31 |
| | J. Starting Out | 32-33 |
| 3. Comfortable Communities | K. Student Life | 34-36 |
| | L. Modest Means | 37-40 |
| | M. Striving Families | 41-44 |
| | N. Poorer Pensioners | 45-48 |
| 4. Financially Stretched | O. Young Hardship | 49-51 |
| | P. Struggling Estates | 52-56 |
| | Q. Difficult Circumstances | 57-59 |
| 5. Urban Adversity | R. Not Private Households | 60-62 |
| 6. Not Private Households | | |

1 Affluent Achievers

Age range: **55+**

Financial situation: Running into debt ↔ Saving a lot

Children at home: **0**

12.1M UK Adults

22.8% of UK

House type: **Detached**

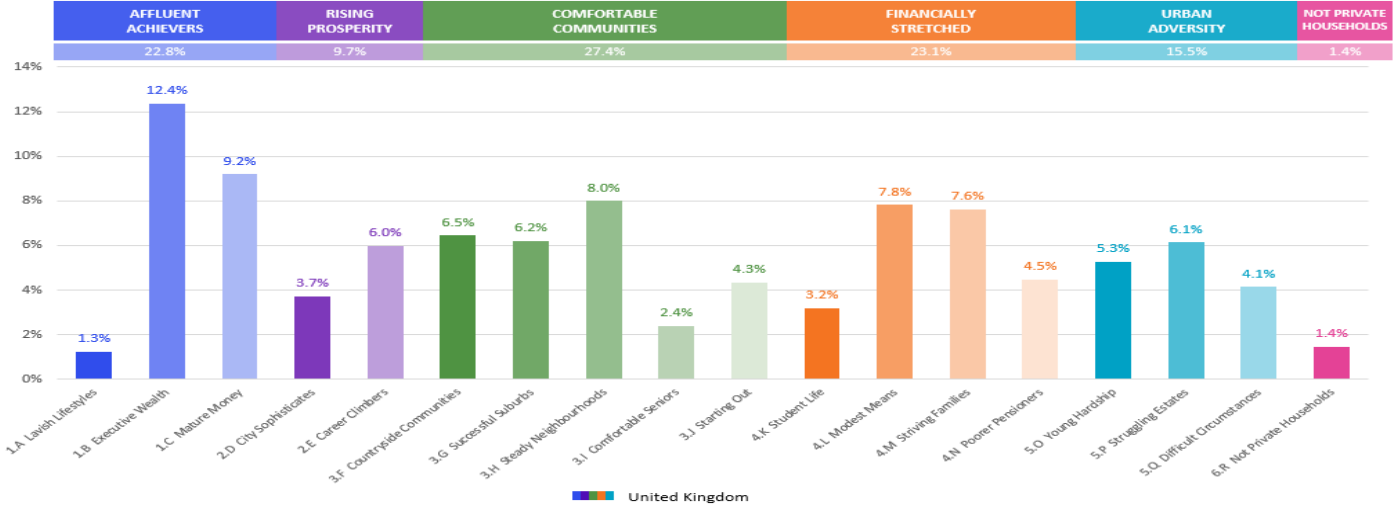
House tenure: **Owned outright**

Number of beds: **4+**

These are some of the most financially successful people in the UK. They live in affluent, high status areas of the country. They are healthy, wealthy and confident consumers.

Acorn Groups within Category 1: Affluent Achievers

- A. Lavish Lifestyles: 6%
- B. Executive Wealth: 54%
- C. Mature Money: 40%



MAP OF AREA

© 2024 CACI Limited and all other applicable third party notices can be found at www.caci.co.uk/copyrightnotices.pdf

Source: OS Open Data 2018

Area: P04508_Hare & Hounds, Grange Over Sands, LA11 6NN (1 Mile contour)

