

# CGA LICENCED PREMISES

© 2024 CACI Limited and all other applicable third party notices (CGA) can be found at [www.caci.co.uk/copyrightnotices.pdf](http://www.caci.co.uk/copyrightnotices.pdf)

Area: P01190\_Peal 'O' Bells, Holt, LL13 9JP (1 Mile)  
 Base: Great Britain  
 Year: 2023

Licence Type	Profile	Per 1000 Pop (Area)	Per 1000 Pop (Base)	Index	0	100	200
Pubs & Full On	4	122.2	81.7	<b>150</b>			
Proprietary Club	0	0.0	7.3	0			
Registered Club	1	30.5	28.2	<b>108</b>			
Restaurant	1	30.5	32.1	95			
Residential	0	0.0	2.7	0			

Name	Description	License Type	Owner Name	Postcode
Farndon Sports & Social Club	Independent Free	Registered Club	Independent Free	CH 3 6PG
Raven	Admiral Taverns Ltd	Pubs & Full On	Admiral Taverns Ltd	CH 3 6PU
Peel Of Bells	Admiral Taverns Ltd	Pubs & Full On	Admiral Taverns Ltd	LL13 9JP
White Lion Hotel	Independent Free	Pubs & Full On	Independent Free	LL13 9YW
Tava	Independent Free	Restaurant	Independent Free	LL13 9YL
Cleopatras Coffee Shop	Independent Free	Pubs & Full On	Independent Free	LL13 9YG

# MAP OF AREA

© 2024 CACI Limited and all other applicable third party notices (CGA) can be found at [www.caci.co.uk/copyrightnotices.pdf](http://www.caci.co.uk/copyrightnotices.pdf)

Source: OS Open Data 2018

Area: P01190\_Peal 'O' Bells, Holt, LL13 9JP (1 Mile contour)






















**KEY**

- Large pub co's & bars
  - Admiral Taverns Ltd
  - Ei Group
  - Greene King
  - Marston's
  - Mitchells & Butlers
  - Punch Pub Company
  - Stonegate Pub Company
  - Star Pubs & Bars
  - Wetherspoon
  - Whitbread
  - Shepherd Neame
- Small to medium pub co's & bars
- Family Brewers with pubs
- Hotels
- Restaurants
- Leisure
- Independent
- Other
- Site Location
- Boundary

## ACORN CATEGORY PROFILE - HOUSEHOLDS

© 2024 CACI Limited and all other applicable third party notices (Acorn) can be found at [www.caci.co.uk/copyrightnotices.pdf](http://www.caci.co.uk/copyrightnotices.pdf)

**Area:** P01190\_Peal 'O' Bells, Holt, LL13 9JP (1 Mile contour)  
**Base:** Great Britain  
**Year:** 2023

Acorn Category Description	Area Profile	% for Area	% for Base	Index 0	100	200
 1 Affluent Achievers	993	67.2	22.1	305		
 2 Rising Prosperity	0	0.0	10.2	0		
 3 Comfortable Communities	270	18.3	26.5	69		
 4 Financially Stretched	213	14.4	23.7	61		
 5 Urban Adversity	0	0.0	17.2	0		
 6 Not Private Households	1	0.1	0.3	20		
 Graph						
<b>Total households</b>	<b>1,477</b>					

### Acorn Category Pen Portrait

**4 Financially Stretched** 12.2M UK Adults    23.1% of UK

**Age range**  
All ages

**Financial situation**  
Running into debt    Saving a lot

**Children at home**  
Mixed

**House type**  
Semi-detached or terraced

**House tenure**  
Social renting

**Number of beds**  
1-3

**Acorn Groups within Category 4: Financially Stretched**

- K Student Life 13%
- L Modest Means 34%
- M Striving Families 34%
- N Poorer Pensioners 20%

This category contains a mix of traditional areas of Britain, including social housing developments specifically for the elderly. It also includes student term-time areas.

ACORN GROUP PROFILE - HOUSEHOLDS

© 2024 CACI Limited and all other applicable third party notices (Acorn) can be found at www.caci.co.uk/copyrightnotices.pdf

Area: P01190\_Peal 'O' Bells, Holt, LL13 9JP (1 Mile contour)  
 Base: Great Britain  
 Year: 2023

Acorn Group Description	Area Profile	% for Area	% for Base	Index	0	100	200
<b>1. Affluent Achievers</b>							
1.A Lavish Lifestyles	0	0.0	1.1	0			
1.B Executive Wealth	534	36.2	11.3	319			
1.C Mature Money	459	31.1	9.6	322			
<b>2. Rising Prosperity</b>							
2.D City Sophisticates	0	0.0	3.8	0			
2.E Career Climbers	0	0.0	6.4	0			
<b>3. Comfortable Communities</b>							
3.F Countryside Communities	201	13.6	5.7	237			
3.G Successful Suburbs	52	3.5	6.0	59			
3.H Steady Neighbourhoods	0	0.0	7.4	0			
3.I Comfortable Seniors	17	1.2	2.9	40			
3.J Starting Out	0	0.0	4.6	0			
<b>4. Financially Stretched</b>							
4.K Student Life	0	0.0	2.5	0			
4.L Modest Means	55	3.7	8.0	47			
4.M Striving Families	122	8.3	7.4	111			
4.N Poorer Pensioners	36	2.4	5.8	42			
<b>5. Urban Adversity</b>							
5.O Young Hardship	0	0.0	6.3	0			
5.P Struggling Estates	0	0.0	5.7	0			
5.Q Difficult Circumstances	0	0.0	5.2	0			
<b>6. Not Private Households</b>							
6.R Not Private Households	1	0.1	0.3	20			
<b>Total households</b>	<b>1,477</b>						

Acorn Group Pen Portrait

3 F Countryside Communities
3.4M UK Adults
6.4% of UK

Older people with leisure interests reflecting rural locations. These are areas of the lowest population densities in the country, ranging from remote farming areas to smaller villages and housing on the outskirts of smaller towns.

**CORE DEMOGRAPHICS**

Age range <b>55-74</b>	Children at home <b>0</b>
House tenure Owned outright	Family structure Couple
Number of beds <b>4</b>	House type Detached

**BRANDS**

SHOPPING: LAKELAND, Spencers, Clarks

LEISURE: Caffe Nero, Zizzi, CAFE ROUGE

WEBSITES: ebay, Money Super Market, M&S, GOV.UK

**FINANCIAL PROFILE**

Household income UK: <b>£42k</b> London: n/a Average: £40k / Average: £46k	% Disposable income UK: <b>51%</b> London: n/a Average: 43% / Average: 29%	Financial situation Running into debt / Saving a lot
---	---	---

**DIGITAL ATTITUDES**

I worry about online security <b>62%</b> UK average: 59%	Shopping online makes my life easier <b>62%</b> UK average: 62%	I love the ease of using chat bots to get answers <b>26%</b> UK average: 28%
--	---	--

**TOP BEHAVIOURS**

- Research sportswear or equipment online
- Buy domestic appliances online
- Wait until tech becomes cheaper before purchasing



CATEGORY	GROUP	TYPE	MAP	WHAT IS ACORN?
----------	-------	------	-----	----------------

## ACORN TYPE PROFILE - HOUSEHOLDS

© 2024 CACI Limited and all other applicable third party notices (Acorn) can be found at [www.caci.co.uk/copyrightnotices.pdf](http://www.caci.co.uk/copyrightnotices.pdf)

Area: P01190\_Peal 'O' Bells, Holt, LL13 9JP (1 Mile contour)  
 Base: Great Britain  
 Year: 2023

Sort by:  Corn Structure  
 Index  
 Profile %

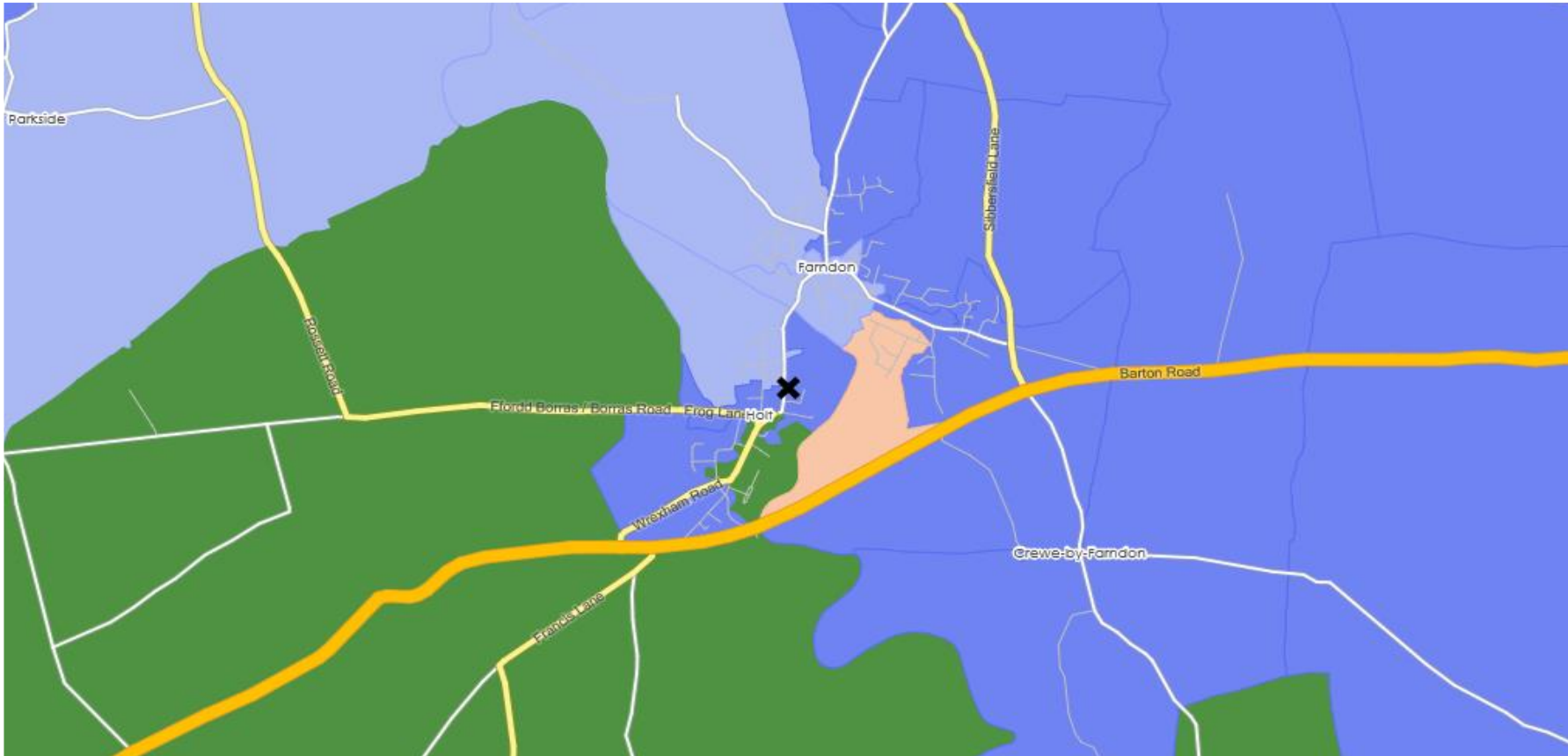
Acorn Type Description	Area Profile	% for Area	% for Base	Index	0	100	200
<b>1. Affluent Achievers</b>							
<b>1.A Lavish Lifestyles</b>							
1.A.1 Exclusive enclaves	0	0.0	0.1	0			
1.A.2 Metropolitan money	0	0.0	0.1	0			
1.A.3 Large house luxury	0	0.0	0.9	0			
<b>1.B Executive Wealth</b>							
1.B.4 Asset rich families	279	18.9	2.6	715			
1.B.5 Wealthy countryside commuters	242	16.4	2.5	664			
1.B.6 Financially comfortable families	0	0.0	2.2	0			
1.B.7 Affluent professionals	0	0.0	0.9	0			
1.B.8 Prosperous suburban families	0	0.0	1.5	0			
1.B.9 Well-off edge of towners	13	0.9	1.6	55			
<b>1.C Mature Money</b>							
1.C.10 Better-off villagers	288	19.5	3.1	634			
1.C.11 Settled suburbia, older people	0	0.0	2.8	0			
1.C.12 Retired and empty nesters	146	9.9	2.5	401			
1.C.13 Upmarket downsizers	25	1.7	1.3	131			
<b>2. Rising Prosperity</b>							
<b>2.D City Sophisticates</b>							
2.D.14 Townhouse cosmopolitans	0	0.0	0.7	0			
2.D.15 Younger professionals in smaller flats	0	0.0	1.5	0			
2.D.16 Metropolitan professionals	0	0.0	0.7	0			
2.D.17 Socialising young renters	0	0.0	1.0	0			
<b>2.E Career Climbers</b>							
2.E.18 Career driven young families	0	0.0	2.0	0			
2.E.19 First time buyers in small, modern homes	0	0.0	3.4	0			
2.E.20 Mixed metropolitan areas	0	0.0	1.0	0			
<b>3. Comfortable Communities</b>							
<b>3.F Countryside Communities</b>							
3.F.21 Farms and cottages	23	1.6	1.5	102			
3.F.22 Older couples and families in rural areas	0	0.0	1.0	0			
3.F.23 Owner occupiers in small towns and villages	178	12.1	3.2	375			
<b>3.G Successful Suburbs</b>							
3.G.24 Comfortably-off families in modern housing	0	0.0	2.7	0			
3.G.25 Larger family homes, multi-ethnic areas	0	0.0	0.8	0			
3.G.26 Semi-professional families, owner occupied neighbourhoods	52	3.5	2.4	145			
<b>3.H Steady Neighbourhoods</b>							
3.H.27 Suburban semis, conventional attitudes	0	0.0	3.5	0			
3.H.28 Owner occupied terraces, average income	0	0.0	1.6	0			
3.H.29 Established suburbs, older families	0	0.0	2.3	0			
<b>3.I Comfortable Seniors</b>							
3.I.30 Older people, neat and tidy neighbourhoods	17	1.2	2.4	49			
3.I.31 Elderly singles in purpose-built accommodation	0	0.0	0.5	0			
<b>3.J Starting Out</b>							
3.J.32 Educated families in terraces, young children	0	0.0	2.2	0			
3.J.33 Smaller houses and starter homes	0	0.0	2.4	0			
<b>4. Financially Stretched</b>							
<b>4.K Student Life</b>							
4.K.34 Student flats and halls of residence	0	0.0	0.3	0			
4.K.35 Term-time terraces	0	0.0	0.2	0			
4.K.36 Educated young people in flats and tenements	0	0.0	1.9	0			
<b>4.L Modest Means</b>							
4.L.37 Low cost flats in suburban areas	0	0.0	1.4	0			
4.L.38 Semi-skilled workers in traditional neighbourhoods	55	3.7	2.6	142			
4.L.39 Fading owner occupied terraces	0	0.0	2.9	0			
4.L.40 High occupancy terraces, culturally diverse family areas	0	0.0	1.0	0			
<b>4.M Striving Families</b>							
4.M.41 Labouring semi-rural estates	122	8.3	1.6	518			
4.M.42 Struggling young families in post-war terraces	0	0.0	1.6	0			
4.M.43 Families in right-to-buy estates	0	0.0	2.0	0			
4.M.44 Post-war estates, limited means	0	0.0	2.2	0			
<b>4.N Poorer Pensioners</b>							
4.N.45 Pensioners in social housing, semis and terraces	36	2.4	0.8	310			
4.N.46 Elderly people in social rented flats	0	0.0	1.0	0			
4.N.47 Low income older people in smaller semis	0	0.0	2.2	0			
4.N.48 Pensioners and singles in social rented flats	0	0.0	1.7	0			
<b>5. Urban Adversity</b>							
<b>5.O Young Hardship</b>							
5.O.49 Young families in low cost private flats	0	0.0	2.2	0			
5.O.50 Struggling younger people in mixed tenure	0	0.0	1.8	0			
5.O.51 Young people in small, low cost terraces	0	0.0	2.3	0			
<b>5.P Struggling Estates</b>							
5.P.52 Poorer families, many children, terraced housing	0	0.0	1.6	0			
5.P.53 Low income terraces	0	0.0	0.8	0			
5.P.54 Multi-ethnic, purpose-built estates	0	0.0	1.0	0			
5.P.55 Deprived and ethnically diverse in flats	0	0.0	0.7	0			
5.P.56 Low income large families in social rented semis	0	0.0	1.6	0			
<b>5.Q Difficult Circumstances</b>							
5.Q.57 Social rented flats, families and single parents	0	0.0	1.5	0			
5.Q.58 Singles and young families, some receiving benefits	0	0.0	1.8	0			
5.Q.59 Deprived areas and high-rise flats	0	0.0	2.0	0			
<b>6. Not Private Households</b>							
<b>6.R Not Private Households</b>							
6.R.60 Active communal population	0	0.0	0.1	0			
6.R.61 Inactive communal population	1	0.1	0.3	24			
6.R.62 Business areas without resident population	0	0	0	0			
<b>Total households</b>	<b>1,477</b>						

# DOMINANT ACORN GROUP - HOUSEHOLDS

© 2024 CACI Limited and all other applicable third party notices (Acorn) can be found at [www.caci.co.uk/copyrightnotices.pdf](http://www.caci.co.uk/copyrightnotices.pdf)

Source: OS Open Data 2018

Area: P01190\_Peal 'O' Bells, Holt, LL13 9JP (1 Mile contour)



- Dominant Acorn Category
- % Affluent Achievers
- % Rising Prosperity
- % Comfortable Communities
- % Financially Stretched
- % Urban Adversity
- Dominant Acorn Group

**Acorn Groups**

- 1.A Lavish Lifestyles
- 1.B Executive Wealth
- 1.C Mature Money
- 2.D City Sophisticates
- 2.E Career Climbers
- 3.F Countryside Communities
- 3.G Successful Suburbs
- 3.H Steady Neighbourhoods
- 3.I Comfortable Seniors
- 3.J Starting Out
- 4.K Student Life
- 4.L Modest Means
- 4.M Striving Families
- 4.N Poorer Pensioners
- 5.O Young Hardship
- 5.P Struggling Estates
- 5.Q Difficult Circumstances
- 6.R Not Private Households

Area boundary

ACORN - WHAT IS IT?

© 2024 CACI Limited and all other applicable third party notices (Acorn) can be found at [www.caci.co.uk/copyrightnotices.pdf](http://www.caci.co.uk/copyrightnotices.pdf)



6 CATEGORIES      18 GROUPS      62 TYPES

1. Affluent Achievers	A. Lavish Lifestyles	1-3
	B. Executive Wealth	4-9
	C. Mature Money	10-13
2. Rising Prosperity	D. City Sophisticates	14-17
	E. Career Climbers	18-20
	F. Countryside Communities	21-23
	G. Successful Suburbs	24-26
	H. Steady Neighbourhoods	27-29
	I. Comfortable Seniors	30-31
	J. Starting Out	32-33
3. Comfortable Communities	K. Student Life	34-36
	L. Modest Means	37-40
	M. Striving Families	41-44
	N. Poorer Pensioners	45-48
4. Financially Stretched	O. Young Hardship	49-51
	P. Struggling Estates	52-56
	Q. Difficult Circumstances	57-59
5. Urban Adversity	R. Not Private Households	60-62
6. Not Private Households		

### 1 Affluent Achievers

12.1M UK Adults      22.8% of UK

Age range: 55+

Financial situation: Running into debt ↔ Saving a lot

Children at home: 0

House type: Detached

House tenure: Owned outright

Number of beds: 4+

Acorn Groups within Category 1: Affluent Achievers

- A. Lavish Lifestyles: 6%
- B. Executive Wealth: 54%
- C. Mature Money: 40%

These are some of the most financially successful people in the UK. They live in affluent, high status areas of the country. They are healthy, wealthy and confident consumers.



# MAP OF AREA

© 2024 CACI Limited and all other applicable third party notices can be found at [www.caci.co.uk/copyrightnotices.pdf](http://www.caci.co.uk/copyrightnotices.pdf)

Source: OS Open Data 2018

Area: P01190\_Peal 'O' Bells, Holt, LL13 9JP (1 Mile contour)

