

CGA LICENCED PREMISES

© 2021 CACI Limited and all other applicable third party notices (CGA) can be found at www.caci.co.uk/copyrightnotices.pdf

Area: ATLT_Friar TucksGL2 4PQ (15 min contour)

Base: Great Britain

Year: 2021

Licence Type	Profile	Per 1000 Pop (Area)	Per 1000 Pop (Base)	Index	0	100	200
Pubs & Full On	44	53.3	84.9	63			
Proprietary Club	4	4.8	8.1	60			
Registered Club	27	32.7	29.9	109			
Restaurant	18	21.8	34.6	63			
Residential	2	2.4	3.5	70			

Name	Description	License Type	Owner Name	Postcode
Gloucester City & Spa Bowling Club	Independent Free	Registered Club	Independent Free	GL 1 1UZ
Whitesmiths Arms	Arkells	Pubs & Full On	Arkells	GL 1 1UR
Gloucester Sports Club	Independent Free	Registered Club	Independent Free	GL 1 1UY
Fosters On The Docks	Independent Free	Pubs & Full On	Independent Free	GL 1 2EQ
Nelson Inn	Unknown	Pubs & Full On	Unknown	GL 1 2EX
Riverside Sports & Leisure Club	Independent Free	Proprietary Club	Independent Free	GL 1 2TF
St James Mens Club	Independent Free	Registered Club	Independent Free	GL 1 4LJ
Ukrainian Association	Independent Free	Registered Club	Independent Free	GL 1 4UL
Widden Old Boys Rugby Club	Independent Free	Registered Club	Independent Free	GL 1 5NS
Shanghia Restaurant	Independent Free	Restaurant	Independent Free	GL 1 5SA
Linden Tree	*Other Small Retail Groups	Pubs & Full On	*Other Small Retail Groups	GL 1 5SN
Avenue Hotel	Marston's	Pubs & Full On	Marston's	GL 1 5TH
Magpies Social Club	Independent Free	Registered Club	Independent Free	GL10 2HD
Kings Head Hotel	Wickwar	Pubs & Full On	Wickwar	GL10 3AA
Beacon Inn	*Other Small Retail Groups	Pubs & Full On	*Other Small Retail Groups	GL10 3DX
Stonehouse Court Hotel	Bespoke Hotel Company Ltd	Pubs & Full On	Bespoke Hotel Company Ltd	GL10 3RA
Podsmead Community Association	Independent Free	Registered Club	Independent Free	GL 2 5AR
Gloucester Rowing Club	Independent Free	Registered Club	Independent Free	GL 2 5DH
Gloucester City Football Club	Independent Free	Registered Club	Independent Free	GL 2 5HS
Gordon League Rugby Club	Independent Free	Registered Club	Independent Free	GL 2 5JN
Indian Memories	Independent Free	Restaurant	Independent Free	GL 2 4NE
Haywain	Marston's	Pubs & Full On	Marston's	GL 2 4PE
Little Thatch Motel & Restaurant	Independent Free	Residential	Independent Free	GL 2 4PQ
Royal British Legion Club	Independent Free	Registered Club	Independent Free	GL 2 4QA
Pilot Inn	Stonegate Pub Company	Pubs & Full On	Stonegate Pub Company	GL 2 4QD
George Inn	Stonegate Pub Company	Pubs & Full On	Stonegate Pub Company	GL 2 7AL
Three Horseshoes	Stonegate Pub Company	Pubs & Full On	Stonegate Pub Company	GL 2 7DY
Bell Inn	Stonegate Pub Company	Pubs & Full On	Stonegate Pub Company	GL 2 7EP
Frampton On Severn Bowling Club	Independent Free	Registered Club	Independent Free	GL 2 7HG
Ship Inn	Ei Group	Pubs & Full On	Ei Group	GL 2 7LH
Anchor Inn	Stonegate Pub Company	Pubs & Full On	Stonegate Pub Company	GL 2 7LN
Old Forge	Punch Pub Company	Pubs & Full On	Punch Pub Company	GL 2 7NY
Buzz Bingo	Gala Group	Proprietary Club	Gala Group	GL 1 5SF
Brookthorpe Lodge	Independent Free	Residential	Independent Free	GL 4 0UQ
Fox & Elm	Admiral Taverns Ltd	Pubs & Full On	Admiral Taverns Ltd	GL 4 0DA
Robinswood Hill Social Club	Independent Free	Registered Club	Independent Free	GL 4 0BS
Tuffley Rovers Football Club Society	Independent Free	Registered Club	Independent Free	GL 4 0NU
Tuffley Community Centre	Independent Free	Registered Club	Independent Free	GL 4 0RS
Pike & Musket	Mitchells & Butlers	Pubs & Full On	Mitchells & Butlers	GL 4 0OQ
Fagins	Stonegate Pub Company	Pubs & Full On	Stonegate Pub Company	GL 4 0US
Kings Head	Greene King	Pubs & Full On	Greene King	GL 4 8AA
Hatton Court Hotel	Independent Free	Pubs & Full On	Independent Free	GL 4 8DE
Matson Rugby Club	Independent Free	Registered Club	Independent Free	GL 4 6JG
Katherine Wheel Club	Independent Free	Registered Club	Independent Free	GL 4 6JG
Three Oaks	Star Pubs & Bars	Pubs & Full On	Star Pubs & Bars	GL 4 6NR
Saintbridge Sports Centre	Independent Free	Proprietary Club	Independent Free	GL 4 4QX
Friar Tucks	Admiral Taverns Ltd	Pubs & Full On	Admiral Taverns Ltd	GL 2 4PQ
Whitminster Inn	*Other Small Retail Groups	Pubs & Full On	*Other Small Retail Groups	GL 2 7NY
Gloucester Blues Rugby Club	Independent Free	Registered Club	Independent Free	GL 1 2RN
Whitminster Village Hall & Playing Field	Independent Free	Registered Club	Independent Free	GL 2 7NT
Baker Street	Independent Free	Pubs & Full On	Independent Free	GL 1 2EZ
Old Badger Inn	Wickwar	Pubs & Full On	Wickwar	GL10 3AT
Frampton On Severn Cricket Club	Independent Free	Registered Club	Independent Free	GL 2 7DY

CGA LICENCED PREMISES

© 2021 CACI Limited and all other applicable third party notices (CGA) can be found at www.caci.co.uk/copyrightnotices.pdf

Area: ATLT_Friar TucksGL2 4PQ (15 min contour)
 Base: Great Britain
 Year: 2021

Licence Type	Profile	Per 1000 Pop (Area)	Per 1000 Pop (Base)	Index	0	100	200
Pubs & Full On	44	53.3	84.9	63			
Proprietary Club	4	4.8	8.1	60			
Registered Club	27	32.7	29.9	109			
Restaurant	18	21.8	34.6	63			
Residential	2	2.4	3.5	70			

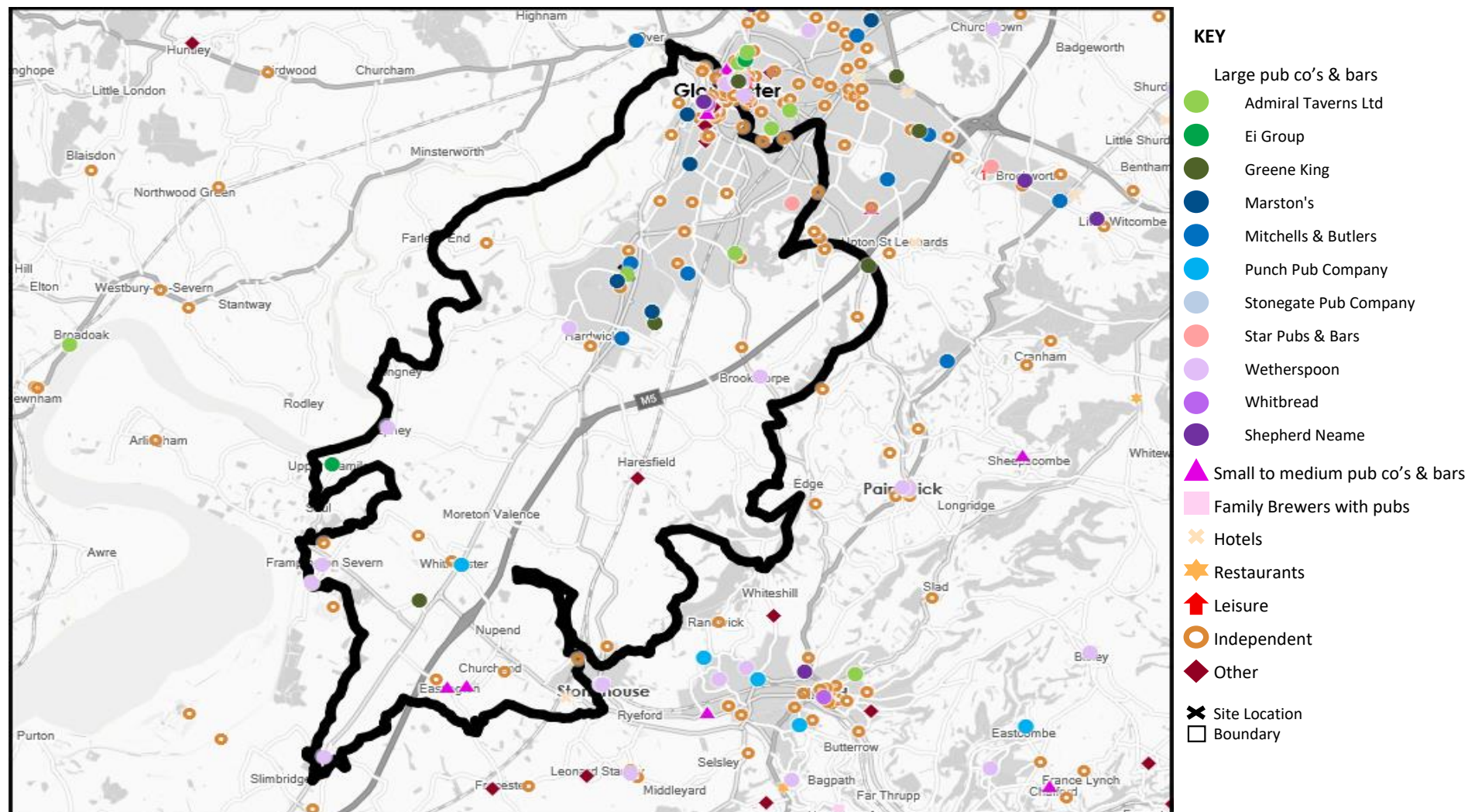
Name	Description	License Type	Owner Name	Postcode
Wagon Works	Independent Free	Registered Club	Independent Free	GL 1 5NS
Miller & Carter	Mitchells & Butlers	Pubs & Full On	Mitchells & Butlers	GL 2 4NF
Warehouse Climbing Centre	Independent Free	Proprietary Club	Independent Free	GL 1 1HY
Bumble Bee	Mitchells & Butlers	Pubs & Full On	Mitchells & Butlers	GL 2 2AB
Blossom Chinese Restaurant	Independent Free	Restaurant	Independent Free	GL 1 1XE
Barburchie	Independent Free	Restaurant	Independent Free	GL 1 5SD
Express By Holiday Inn	Atlas Hotels	Pubs & Full On	Atlas Hotels	GL 2 2AB
Fromebridge Mill	Greene King	Pubs & Full On	Greene King	GL 2 7PD
Quedgley Social Club	Independent Free	Registered Club	Independent Free	GL 2 4PJ
Old Crown	Independent Free	Pubs & Full On	Independent Free	GL 1 2PG
Travelodge	Dubai International Capital	Pubs & Full On	Dubai International Capital	GL 1 5SF
Nandos	Nandos Restaurants	Restaurant	Nandos Restaurants	GL 1 5SH
Eastington Community Centre	Independent Free	Registered Club	Independent Free	GL10 3AQ
Med	Independent Free	Restaurant	Independent Free	GL 1 2EG
Barn Owl	Marston's	Pubs & Full On	Marston's	GL 2 2GS
High Orchard	Marston's	Pubs & Full On	Marston's	GL 2 5FZ
Eastington Hall	Independent Free	Pubs & Full On	Independent Free	GL10 3RY
Shimla Spice Indian Restaurant	Independent Free	Restaurant	Independent Free	GL 1 5SA
Portivo Lounge	Loungers	Pubs & Full On	Loungers	GL 1 5SH
Zizzi	Azzurri Group Ltd	Restaurant	Azzurri Group Ltd	GL 1 5SH
Elmore Court	Independent Free	Pubs & Full On	Independent Free	GL 2 3NT
Ley Bistro	Independent Free	Restaurant	Independent Free	GL 2 7DY
Tgi Fridays	TGI Fridays UK Limited	Restaurant	TGI Fridays UK Limited	GL 1 5SH
Coal Grill & Bar	Coal Grill & Bar Ltd	Restaurant	Coal Grill & Bar Ltd	GL 2 5RG
Lord High Constable Of England	Wetherspoon	Pubs & Full On	Wetherspoon	GL 1 2EH
Bills	Bills Restaurants	Pubs & Full On	Bills Restaurants	GL 1 5SH
Brewhouse And Kitchen	Brewhouse and Kitchen	Pubs & Full On	Brewhouse and Kitchen	GL 1 5SH
Hardwicke Village Hall	Independent Free	Registered Club	Independent Free	GL 2 4QA
Blue Bamboo	Independent Free	Pubs & Full On	Independent Free	GL 1 2DN
Greek On The Docks	Independent Free	Restaurant	Independent Free	GL 1 2EG
Settebello Trattoria	Independent Free	Restaurant	Independent Free	GL 1 2EH
Cote	Cote Restaurants	Restaurant	Cote Restaurants	GL 1 5SH
Rose Tree Farm	Greene King	Pubs & Full On	Greene King	GL 2 2FY
China Garden	Independent Free	Restaurant	Independent Free	GL 2 7NY
Whitminster Cricket Club	Independent Free	Registered Club	Independent Free	GL 2 7PJ
Old Cryptians Rugby Football Club	Independent Free	Registered Club	Independent Free	GL 1 5NS
Premier Inn	Whitbread Hotels	Pubs & Full On	Whitbread	GL 1 2LG
Wagamama	Restaurant Group	Restaurant	Restaurant Group	GL 1 5SH
Beefeater	Whitbread	Pubs & Full On	Whitbread	GL 1 2LG
Stonehouse Football Club	Independent Free	Registered Club	Independent Free	GL10 2DG
Five Guys	Five Guys Holdings	Restaurant	Five Guys Holdings	GL 1 5SH
Spago Creperia	Independent Free	Restaurant	Independent Free	GL 1 5BQ

MAP OF AREA

© 2021 CACI Limited and all other applicable third party notices (CGA) can be found at www.caci.co.uk/copyrightnotices.pdf

Source: OS Open Data 2018

Area: ATLT Friar TucksGL2 4PQ (15 min contour)



CATEGORY

GROUP

TYPE

MAP

WHAT IS ACORN?














ACORN CATEGORY PROFILE - HOUSEHOLDS

© 2021 CACI Limited and all other applicable third party notices (Acorn) can be found at www.caci.co.uk/copyrightnotices.pdf

Area: ATLT_Friar TucksGL2 4PQ (15 min contour)

Base: Great Britain

Year: 2021

Acorn Category Description		Area Profile	% for Area	% for Base	Index 0	100	200
	1 Affluent Achievers	4,285	12.8	22.0	58		
	2 Rising Prosperity	2,154	6.4	10.1	63		
	3 Comfortable Communities	12,003	35.7	26.2	136		
	4 Financially Stretched	8,261	24.6	23.7	104		
	5 Urban Adversity	6,754	20.1	17.6	114		
	6 Not Private Households	132	0.4	0.3	118		
 Graph							
Total households		33,589					

Acorn Category Pen Portrait



CATEGORY

GROUP

TYPE

MAP

WHAT IS ACORN?

ACORN GROUP PROFILE - HOUSEHOLDS

© 2021 CACI Limited and all other applicable third party notices (Acorn) can be found at www.caci.co.uk/copyrightnotices.pdf

Area: ATLT_Friar TucksGL2 4PQ (15 min contour)

Base: Great Britain

Year: 2021

Acorn Group Description	Area Profile	% for Area	% for Base	Index	0	100	200
1. Affluent Achievers							
1.A Lavish Lifestyles	1	0.0	1.1	0			
1.B Executive Wealth	2,655	7.9	11.2	70			
1.C Mature Money	1,629	4.8	9.6	50			
2. Rising Prosperity							
2.D City Sophisticates	0	0.0	4.0	0			
2.E Career Climbers	2,154	6.4	6.2	104			
3. Comfortable Communities							
3.F Countryside Communities	635	1.9	5.7	33			
3.G Successful Suburbs	2,550	7.6	5.9	129			
3.H Steady Neighbourhoods	4,146	12.3	7.4	168			
3.I Comfortable Seniors	1,219	3.6	2.9	125			
3.J Starting Out	3,453	10.3	4.3	236			
4. Financially Stretched							
4.K Student Life	168	0.5	2.4	21			
4.L Modest Means	3,027	9.0	7.9	114			
4.M Striving Families	3,965	11.8	7.5	156			
4.N Poorer Pensioners	1,101	3.3	5.9	55			
5. Urban Adversity							
5.O Young Hardship	3,839	11.4	6.1	186			
5.P Struggling Estates	1,259	3.7	6.1	61			
5.Q Difficult Circumstances	1,656	4.9	5.3	92			
6. Not Private Households							
6.R Not Private Households	132	0.4	0.3	118			
Total households	33,589						

Acorn Group Pen Portrait

3

H

Steady Neighbourhoods

4.3M
UK Adults

8.1%
of UK

These working families form the bedrock of many towns across Britain. These home-owning families, often middle-aged, are living comfortably in suburban and urban locations.

DEMOGRAPHICS

Age range

35-54

Children at home

2

House tenure

Mortgaged

Family structure

Couple with children

Number of beds

3

House type

Semi-detached

BRANDS

SHOPPING

RADLEY LONDON

schuh

FATFACE

James

LEISURE

IGUANAS

Pizza Hut

Bella Italia

Zizzi

WEBSITES

Quidco

THE NATIONAL LOTTERY

GROUPON

sky

DIGITAL

ATTITUDES

I worry about online security

56%

UK average: 55%

Shopping online makes my life easier

54%

UK average: 53%

I couldn't live without the internet on my mobile

33%

UK average: 34%

KEY INTERNET USAGE

This group are more likely to research days out online

This group are more likely to purchase home insurance online

This group are more likely to watch TV on demand through their TV set

FINANCIAL PROFILE

Household Income

UK

£45k

Average: £40k

London

£50k

Average: £44k

% Disposable Income

UK

47%

Average: 44%

London

42%

Average: 39%

Financial situation

Running into debt

Saving a lot

A

B

C

D

E

F

G

H

I

J

K

L

M

N

O

P

Q

R

CATEGORY

GROUP

TYPE

MAP

WHAT IS ACORN?




ACORN TYPE PROFILE - HOUSEHOLDS

© 2021 CACI Limited and all other applicable third party notices (Acorn) can be found at www.caci.co.uk/copyrightnotices.pdf

Area: ATLT_Friar TucksGL2 4PQ (15 min contour)

Base: Great Britain

Year: 2021

Sort by:  Acorn Structure
 Index
 Profile %

Acorn Type Description		Area Profile	% for Area	% for Base	Index	0	100	200
1. Affluent Achievers								
1.A Lavish Lifestyles								
	1.A.1 Exclusive enclaves	0	0.0	0.1	0			
	1.A.2 Metropolitan money	0	0.0	0.2	0			
	1.A.3 Large house luxury	1	0.0	0.9	0			
1.B Executive Wealth								
	1.B.4 Asset rich families	234	0.7	2.6	27			
	1.B.5 Wealthy countryside commuters	524	1.6	2.4	65			
	1.B.6 Financially comfortable families	1,437	4.3	2.2	194			
	1.B.7 Affluent professionals	0	0.0	0.9	0			
	1.B.8 Prosperous suburban families	53	0.2	1.5	10			
	1.B.9 Well-off edge of towners	407	1.2	1.6	75			
1.C Mature Money								
	1.C.10 Better-off villagers	1,105	3.3	3.0	110			
	1.C.11 Settled suburbia, older people	195	0.6	2.9	20			
	1.C.12 Retired and empty nesters	240	0.7	2.5	29			
	1.C.13 Upmarket downsizers	89	0.3	1.3	20			
2. Rising Prosperity								
2.D City Sophisticates								
	2.D.14 Townhouse cosmopolitans	0	0.0	0.7	0			
	2.D.15 Younger professionals in smaller flats	0	0.0	1.5	0			
	2.D.16 Metropolitan professionals	0	0.0	0.8	0			
	2.D.17 Socialising young renters	0	0.0	1.0	0			
2.E Career Climbers								
	2.E.18 Career driven young families	1,541	4.6	1.9	244			
	2.E.19 First time buyers in small, modern homes	609	1.8	3.3	55			
	2.E.20 Mixed metropolitan areas	4	0.0	1.0	1			
3. Comfortable Communities								
3.F Countryside Communities								
	3.F.21 Farms and cottages	207	0.6	1.5	41			
	3.F.22 Older couples and families in rural areas	95	0.3	1.1	27			
	3.F.23 Owner occupiers in small towns and villages	333	1.0	3.2	31			
3.G Successful Suburbs								
	3.G.24 Comfortably-off families in modern housing	1,761	5.2	2.6	199			
	3.G.25 Larger family homes, multi-ethnic areas	47	0.1	0.8	17			
	3.G.26 Semi-professional families, owner occupied neighbourhoods	742	2.2	2.4	91			
3.H Steady Neighbourhoods								
	3.H.27 Suburban semis, conventional attitudes	2,506	7.5	3.4	217			
	3.H.28 Owner occupied terraces, average income	207	0.6	1.6	39			
	3.H.29 Established suburbs, older families	1,433	4.3	2.3	183			
3.I Comfortable Seniors								
	3.I.30 Older people, neat and tidy neighbourhoods	1,154	3.4	2.4	142			
	3.I.31 Elderly singles in purpose-built accommodation	65	0.2	0.5	39			
3.J Starting Out								
	3.J.32 Educated families in terraces, young children	1,078	3.2	2.1	153			
	3.J.33 Smaller houses and starter homes	2,375	7.1	2.3	314			
4. Financially Stretched								
4.K Student Life								
	4.K.34 Student flats and halls of residence	0	0.0	0.4	0			
	4.K.35 Term-time terraces	0	0.0	0.3	0			
	4.K.36 Educated young people in flats and tenements	168	0.5	1.7	29			
4.L Modest Means								
	4.L.37 Low cost flats in suburban areas	340	1.0	1.4	72			
	4.L.38 Semi-skilled workers in traditional neighbourhoods	1,170	3.5	2.6	133			
	4.L.39 Fading owner occupied terraces	1,503	4.5	2.9	155			
	4.L.40 High occupancy terraces, culturally diverse family areas	14	0.0	1.0	4			
4.M Striving Families								
	4.M.41 Labouring semi-rural estates	520	1.5	1.6	97			
	4.M.42 Struggling young families in post-war terraces	1,290	3.8	1.7	229			
	4.M.43 Families in right-to-buy estates	1,622	4.8	2.1	232			
	4.M.44 Post-war estates, limited means	533	1.6	2.2	72			
4.N Poorer Pensioners								
	4.N.45 Pensioners in social housing, semis and terraces	406	1.2	0.8	154			
	4.N.46 Elderly people in social rented flats	176	0.5	1.1	48			
	4.N.47 Low income older people in smaller semis	284	0.8	2.3	37			
	4.N.48 Pensioners and singles in social rented flats	235	0.7	1.8	40			
5. Urban Adversity								
5.O Young Hardship								
	5.O.49 Young families in low cost private flats	1,258	3.7	2.1	174			
	5.O.50 Struggling younger people in mixed tenure	1,476	4.4	1.7	252			
	5.O.51 Young people in small, low cost terraces	1,105	3.3	2.3	146			
5.P Struggling Estates								
	5.P.52 Poorer families, many children, terraced housing	164	0.5	1.6	30			
	5.P.53 Low income terraces	0	0.0	0.9	0			
	5.P.54 Multi-ethnic, purpose-built estates	0	0.0	1.2	0			
	5.P.55 Deprived and ethnically diverse in flats	0	0.0	0.8	0			
	5.P.56 Low income large families in social rented semis	1,095	3.3	1.6	198			
5.Q Difficult Circumstances								
	5.Q.57 Social rented flats, families and single parents	312	0.9	1.5	61			
	5.Q.58 Singles and young families, some receiving benefits	565	1.7	1.8	94			
	5.Q.59 Deprived areas and high-rise flats	779	2.3	2.0	114			
6. Not Private Households								
6.R Not Private Households								
	6.R.60 Active communal population	20	0.1	0.1	102			
	6.R.61 Inactive communal population	112	0.3	0.3	121			
	6.R.62 Business areas without resident population	0	0	0	0			
Total households		33,589						

CATEGORY

GROUP

TYPE

MAP

WHAT IS ACORN?

DOMINANT ACORN GROUP - HOUSEHOLDS

© 2021 CACI Limited and all other applicable third party notices (Acorn) can be found at www.caci.co.uk/copyrightnotices.pdf

Source: OS Open Data 2018

Area: ATLT_Friar TucksGL2 4PQ (15 min contour)



- Dominant Acorn Category
- % Affluent Achievers
- % Rising Prosperity
- % Comfortable Communities
- % Financially Stretched
- % Urban Adversity
- Dominant Acorn Group

Acorn Groups

- 1.A Lavish Lifestyles
- 1.B Executive Wealth
- 1.C Mature Money
- 2.D City Sophisticates
- 2.E Career Climbers
- 3.F Countryside Communities
- 3.G Successful Suburbs
- 3.H Steady Neighbourhoods
- 3.I Comfortable Seniors
- 3.J Starting Out
- 4.K Student Life
- 4.L Modest Means
- 4.M Striving Families
- 4.N Poorer Pensioners
- 5.O Young Hardship
- 5.P Struggling Estates
- 5.Q Difficult Circumstances
- 6.R Not Private Households

Area boundary

CATEGORY

GROUP

TYPE

MAP

WHAT IS ACORN?

ACORN - WHAT IS IT?

© 2021 CACI Limited and all other applicable third party notices (Acorn) can be found at www.caci.co.uk/copyrightnotices.pdf

6 CATEGORIES

18 GROUPS

62 TYPES

1. Affluent Achievers	A. Lavish Lifestyles	1-3
	B. Executive Wealth	4-9
	C. Mature Money	10-13
2. Rising Prosperity	D. City Sophisticates	14-17
	E. Career Climbers	18-20
3. Comfortable Communities	F. Countryside Communities	21-23
	G. Successful Suburbs	24-26
	H. Steady Neighbourhoods	27-29
	I. Comfortable Seniors	30-31
	J. Starting Out	32-33
4. Financially Stretched	K. Student Life	34-36
	L. Modest Means	37-40
	M. Striving Families	41-44
	N. Poorer Pensioners	45-48
5. Urban Adversity	O. Young Hardship	49-51
	P. Struggling Estates	52-56
	Q. Difficult Circumstances	57-59
6. Not Private Households	R. Not Private Households	60-62

